Model: LK97-AD-B
Ratio(i): 1/8.71~1/176.05
Direction: B

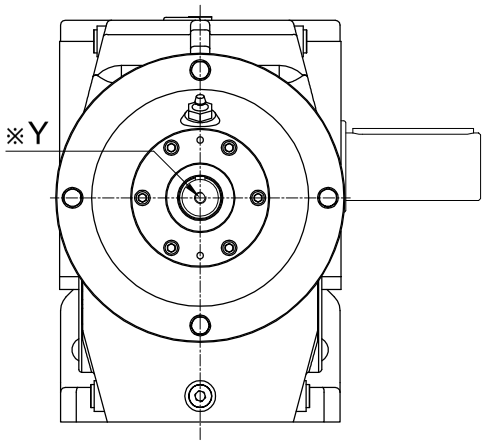

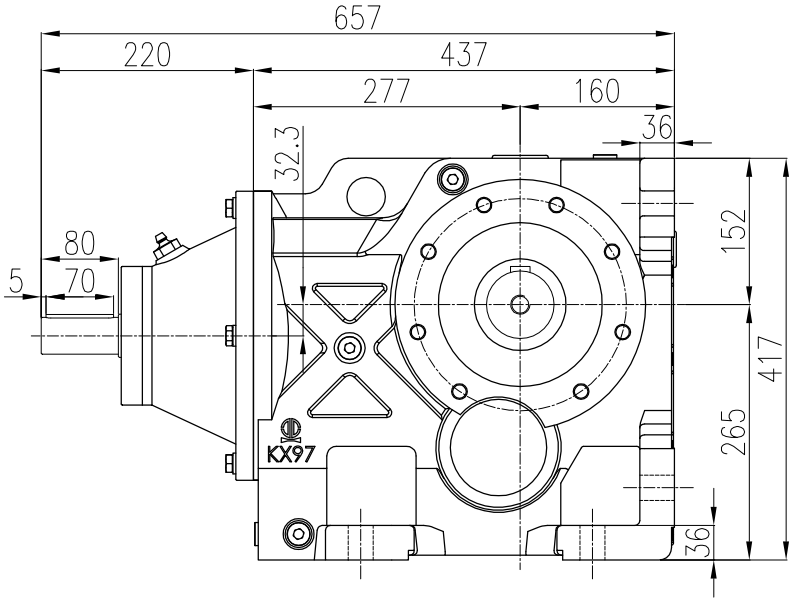

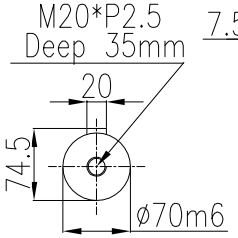

出力軸
Output shaft

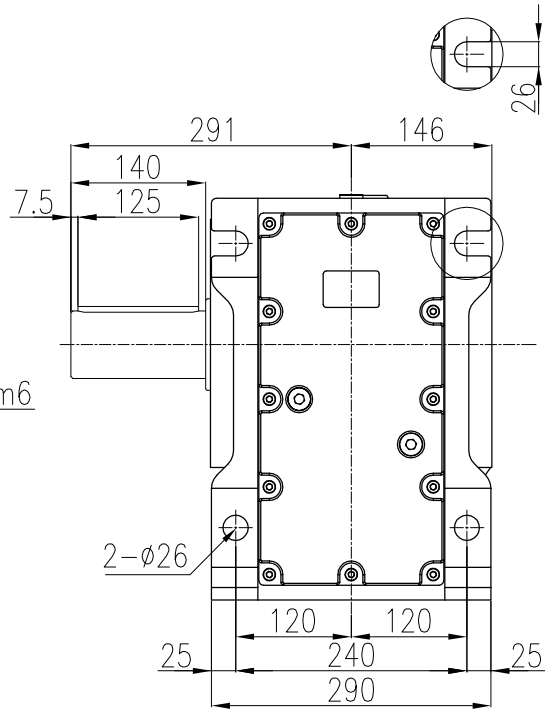

※細部放大圖Y

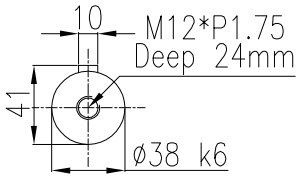

入力軸
Input shaft

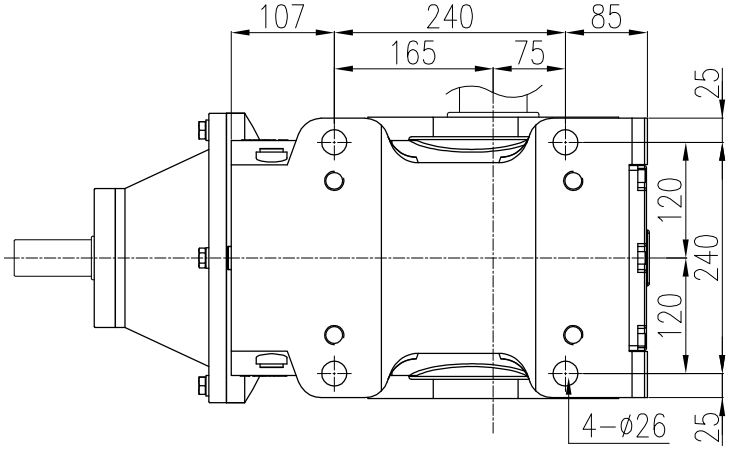

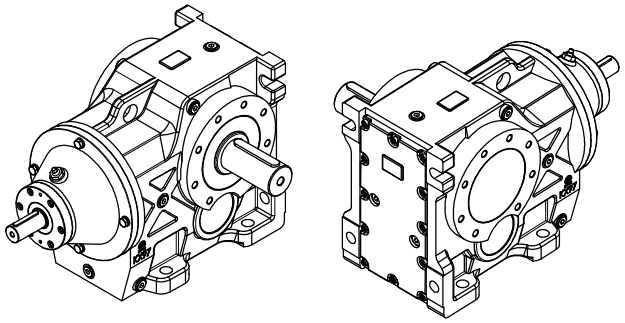

4				立翔機電工業有限公司 LI XIANG MACH. & ELEC. CO. LTD PEI GONG			f = drallfrei U Rz max 5 L Rz 1	a = 0.8	b = 1.6	c = 3.2	d = 6.3	e = 12.5	
3													
2							型號Type No.	K97#		客戶 Client	-		
1	**.**.**						圖名 Drawing Name	K系列減速機 外型尺寸圖					
版次	日期Date	設計變更內容 Deacription	校修Revision	繪圖 Drawn	陳宥穎	2025.02.12				比例Scale	單位Units	投影Project	
原始圖號	-	材質 Metal	-	核定 Approved			圖號Drawing No.	LK97-AD-B		1/8	mm		