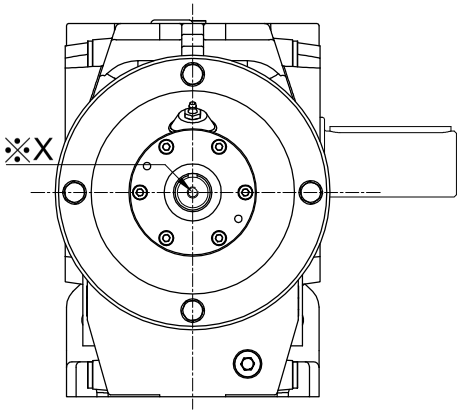

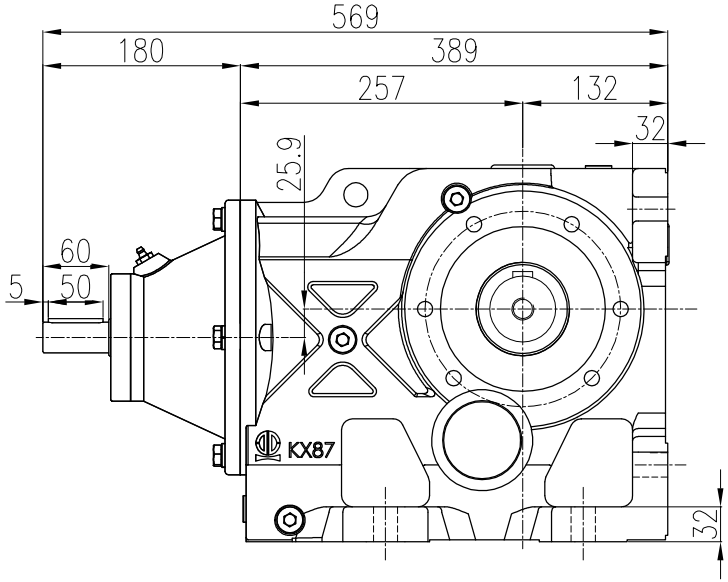

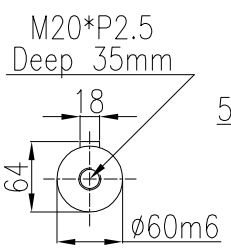

出力軸
Output shaft

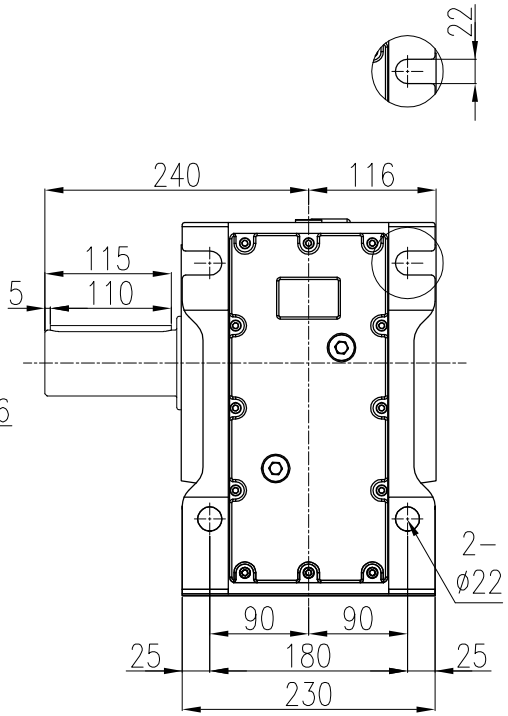

※細部放大圖X

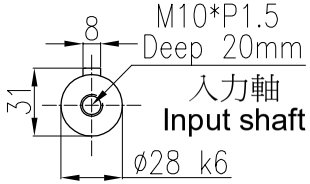

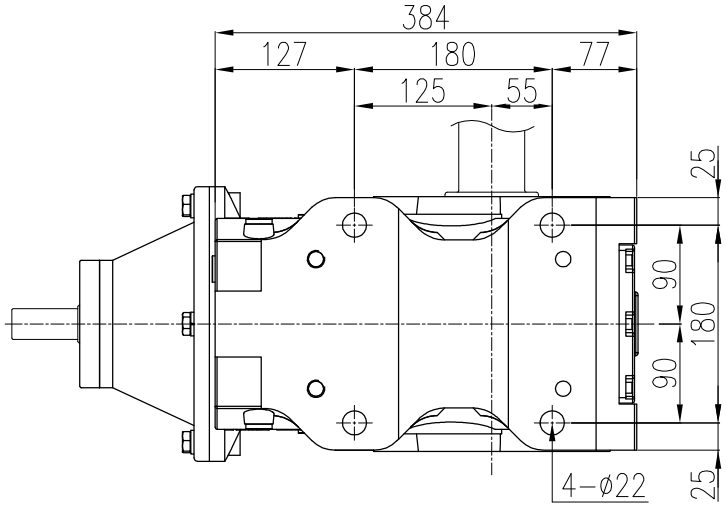

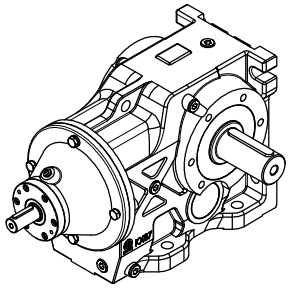

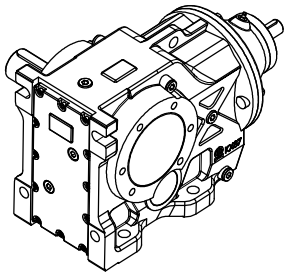

Model: LK87-AD-B
Ratio(i): 1/5.3~1/246.31
Direction: B

4				立翔機電工業有限公司 LI XIANG MACH. & ELEC. CO. LTD PEI GONG			drallfrei f = U Rz max 5 L Rz 1	a = 0.8	b = 1.6	c = 3.2	d = 6.3	e = 12.5	
3							型號Type No.	K87#		客戶 Client	-		
2							圖名 Drawing Name	K系列減速機 外型尺寸圖					
1	**.**.**												
版次	日期Date	設計變更內容 Deacription	校修Revision	繪圖 Drawn	陳宥穎	2025.01.22				比例Scale	單位Units	投影Project	
原始圖號	-	材質 Metal	-	核定 Approved			圖號Drawing No.	LK87-AD-B		1/7	mm		