S 系列斜齒蝸輪減速機 S series Helical Worm Gear Reducer

- 產品示意圖
  Helical Worm Gear Reducer Product's Type ---------- S01
- 簡介
  Characteristics Introduction ---------- S02-S03
- 斜齒蝸輪減速機產品代碼說明
  Product Codes for Helical Worm Gear Reducer ---------- S04
- 斜齒蝸輪減速機系統分解圖
  System Drawing for Helical Worm Gear Reducer ---------- S05
- 斜齒蝸輪減速機安裝方式
  Mounting Positions for Helical Worm Gear Reducer ---------- S06-S09
- 斜齒蝸輪減速機重量表及油量表
  Weight for Helical Worm Gear Reducer and Oil Table ---------- S10
- 機型與使用安全係數對照表
  Model and Service factor select table ---------- S11-S29
- 斜齒蝸輪減速機尺寸規範
  Helical Worm Gear Reducer series dimension ---------- S30-S55

產品型號示意圖 Product Type

S···AM

SF...AM

SA...AM

SAF···AM



S···AD

S···

SA···T..AM

S···R...

斜齒蝸輪輪減速機 - 簡介
Elucidation

性能特性 Characteristics

- 模組化設計為此減速機的特色，可以方便配合各種型式的馬達或採用其他動力輸入，同種機型可配用多種功率的馬達，也可以使用於各種機型之間的組合連接。
  Gear reducers are based on the building block design, so it's convenient for them to fit all types of motors or to connect with other power input. The same type of gear reducers can fit motors with different power, so that it's possible for different types of machines to combine or connect.
- 傳動效率高，單機型減速機效率高達 96%。
  High transmission efficiency. A single stage can reach a transmission efficiency as much as 96%.
- 傳動比劃分細，範圍廣，組合機型可以形成較大的傳動比，輸出轉速低。
  Precise division of transmission ratio with a wide range, The combination of Reducers can produce a larger transmission ratio at a low output rotational speed and larger torque.
- 安裝形式多樣，可選擇底座、B5 或 B14 法蘭安裝。
  Various ways of installation. Horizontal installation at any position or flanged installation.

場所條件 Working Environment

- 環境溫度，-40℃ ~50℃ . 0℃以下啟動時潤滑油要加熱到 0℃以上。
  Environment temperature-40℃ ~50℃ .The lubrication should be heated until above 0℃ if the machine works below 0℃ .
- 海拔不可超過 1000 公尺。
  The working place should be lower than 1000 meters above sea level.
- 輸入轉速不可大於 1800 rpm，齒輪最高圓周速度不超過 22m/s。
  The input rotational speed should not exceed 1800 rpm, The circumferential speed of the gear should not exceed 20m/s.
- 可用於正反運轉。
  Suitable for normal-reverse rotation.
- 無行業限制。
  Without industry limitation.
- 其他條件下使用，請與公司業務部門聯繫。
  Other conditions of installation, please contact with the business sector.

選型指南 Instructions for Selection

在確定使用係數之前，必須先確定一天的運行小時數，每小時的起停次數和負載類型，其中負載類型按下列公式計算。
Make sure daily operating time, the starting frequency and the load classifications before deciding the service factor.
The load classifications is calculated with the following formula.

選型指南 Instructions for Selection

< Ⅰ > 均勻負載，慣性加速係數≦ 0.2
Uniform load, mass acceleration factor ≦ 0.2
< Ⅱ > 中等沖擊負載，慣性加速係數≦ 3
Medium impact load, mass acceleration factor ≦ 3
< Ⅲ > 強烈沖擊負載，慣性加速係數≦ 10
Heavy shock load, mass acceleration factor ≦ 10
如果慣性加速係數 >10，請與公司業務部門聯繫。
If the inertial acceleration factor >10, please contact with the business sector.
實際的工況係數 (fA) 須滿足下式，使用係數 (fB) ≧工況係數 (Fa)
The actural operating mode factor (fA) should meet the following formula, service factor (Fb) ≧ operating mode factor (fA) .
使用係數 (fB) 在後面的選型參數表中列出。
The service factor (fB) is listed in the parameter selection list.

選型指南 Instructions for Selection

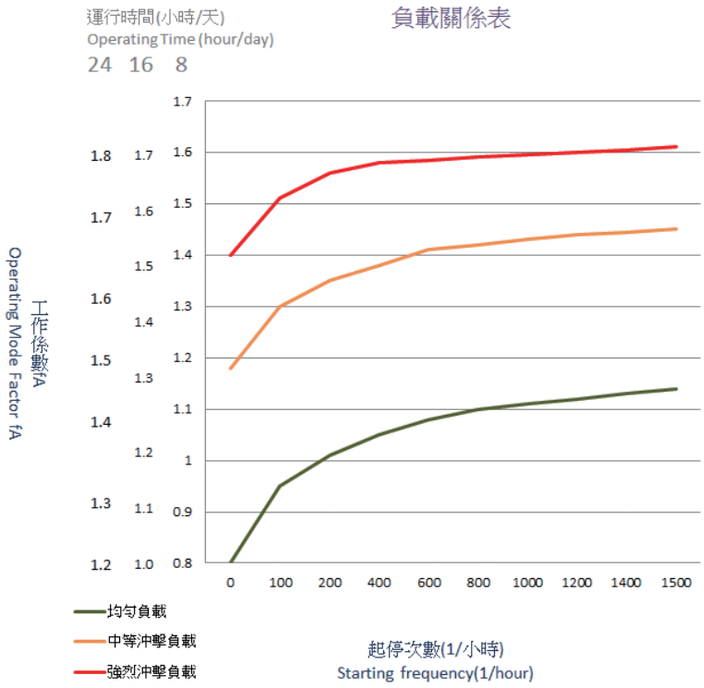

慣性加速係數 Mass acceleration factor = 所有外部轉動慣量 All external mass moments of inertia / 驅動電機轉動慣量 Mass moment of inertia on the motor end

斜齒蝸輪減速機產品代碼說明
Product Codes for Helical Worm Gear Reducer

S	-	F	-	47	-	T	-	AM	-	71	-	4	/	B	/	27.89	/	M2	-	A	/	V1
(1)		(2)		(3)		(4)		(5)		(6)		(7)		(8)		(9)		(10)		(11)		(12)

(1) 機型 Type	S 系列斜齒蝸輪輪減速機 S - Helical Worm Gear Reducer						
(2) 型號 Model	無代號表示為底座安裝 A 表示中空出力軸裝配型 F 表示為出力法蘭安裝型 AF 表示為中空出力軸與出力法蘭安裝			Non - Foot mounted install A - Hollow output shaft install F - Output flange install AF - Hollow output shaft & output flange install			
(3) 規格 Code	37	47	57	67	77	87	97
(4) 安裝類型 Mounted	T 表示扭力臂安裝			T - Torque Arm mounted			
(5) 入力型式 Input type	無代號表示馬達安裝 AM 入力法蘭 AD 標準入力軸			Non - With Motor AM - With input flange AD - With input shaft			
(6) 馬達規格代號 Specification code of motor	馬達規格代號 (馬達中心高)			Motor IEC Frame			
(7) 馬達級數 Pole number of motor	分為 2P、4P、6P、8P			Pole：2P 4P 6P 8P			
(8) 剎車器 Brake	無代碼表示沒有剎車 B 代表有剎車裝配 <DC 或是 AC 剎車 >			Non - Standard motor type B - Brake available Type <DC or AC>			
(9) 減速機減速比 Ratio	代表齒輪傳動比			Gear Ratio			
(10) 安裝方位 Mounting position	M1 為安裝方位代號 無標示時，出廠安裝方位為 M1			The standard type is M1. Total have 6 mounting positions, please refer to page S06 to select.			
(11) 出力部安裝方式 Output direction install	出力部可依照機構不同而有 A、B 向，詳細情況請參考 S09 頁 Output shaft have A and B direction, please refer to page S09						
(12) 接線盒位置 Terminal box position	馬達與接線盒位置可依照安裝方式之不同而調整，詳細情況請參考第 S06 頁 Motor and Terminal Box can adjust for mounting position, please refer to page S06.						

斜齒蝸輪減速機系統分解圖
System Drawing for Helical Worm Gear Reducer

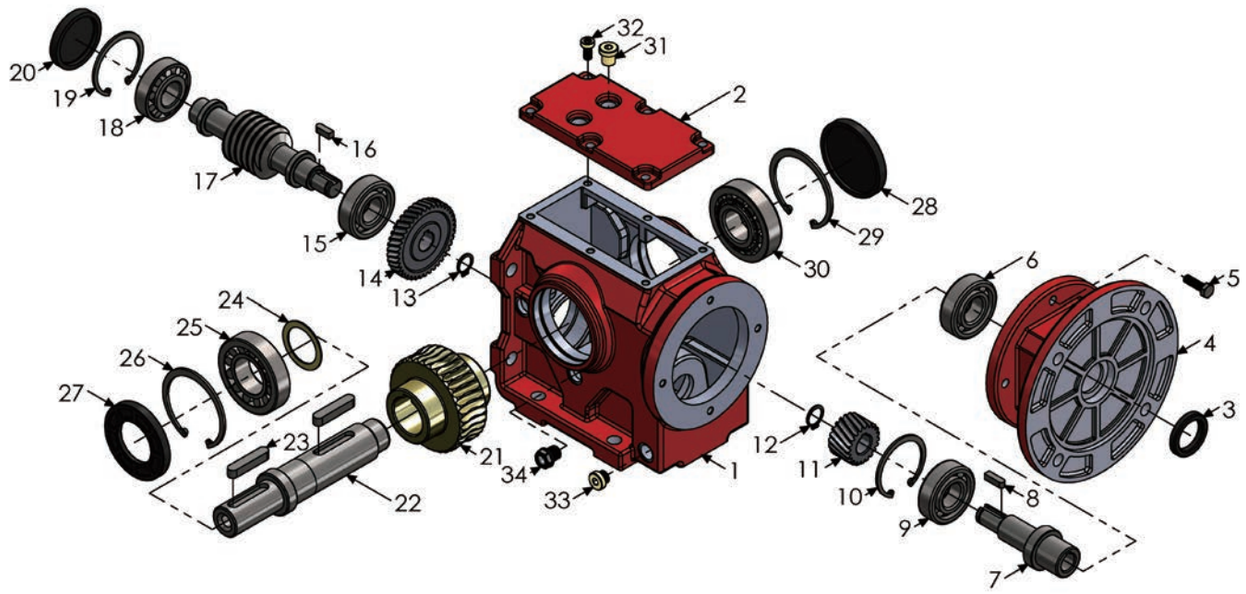

No.	零件名稱	Name of parts	No.	零件名稱	Name of parts
1	外殼	Case	22	出力軸	Output shaft
2	外殼上蓋	Case cover	23	鍵	Key
3	油封	Oil seal	24	墊圈	Washer
4	入力法蘭	Input flange	25	軸承	Bearing
5	外六角螺絲	Hexagon head bolt	26	扣環	Snap ring
6	軸承	Bearing	27	油封	Oil seal
7	中空入力軸	Input hollow shaft	28	油封蓋	Oil seal cover
8	鍵	Key	29	扣環	Snap ring
9	軸承	Bearing	30	軸承	Bearing
10	扣環	Snap ring	31	透氣蓋	Ventilate plug
11	入力齒輪	Input gear	32	螺釘	Screw
12	扣環	Snap ring	33	排油栓	Drain plug
13	扣環	Snap ring	34	油鏡	Oil gauge
14	第一段齒輪	1st Gear			
15	軸承	Bearing			
16	鍵	Key			
17	蝸桿	Worm Shaft			
18	軸承	Bearing			
19	扣環	Snap ring			
20	油封蓋	Oil seal cover			
21	蝸輪	Worm wheel			

安裝方式
Mounting positions

斜齒輪減速機分為六種安裝方式，以下圖示闡述斜齒輪減速機常見的各種安裝型式。
Bevel helical gear reducer is divided into six kinds of installation,the following illustration describes bevel helical gear reducer commom variety of installation.

臥式 Horizontal type	倒掛式 Hang type	側壁式 Side wall type
M1	M3	M2 M4 M5 M6

S 系列 - 底座安裝型 FOOT MOUNTED	S 系列 - 出力法蘭安裝型 OUTPUT FLANGE MOUNTED
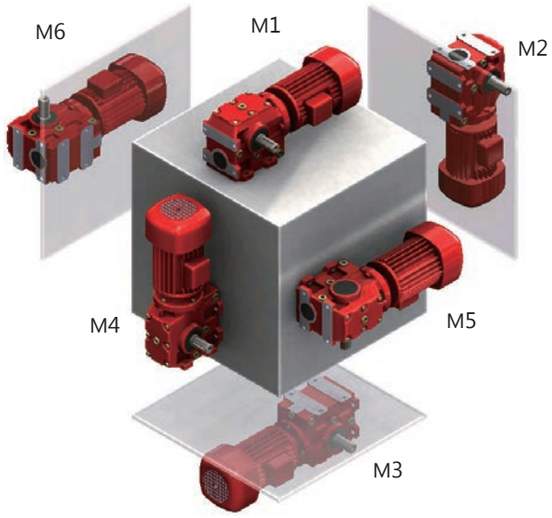	

	V1- 上方 (270 °) Upper side	V2- 下方 (90°) Lower side	V3- 左方 (0 °) Left side	V4- 右方 (180°) Right side
馬達接線盒位置依風扇蓋配合出力軸（水平置）看線盒方向 View from Terminal Box and Output shaft				
標準進線位置 View from Terminal BOX	U	D	L	R
				

齒輪減速機分為六種安裝方式，以下圖示簡述斜齒輪減速機各種安裝方式與其線盒位置以及五金零件方位之對應關係。

透氣蓋與加油孔 Ventilate plug and Oil filling hole　油鏡 Oil gauge　排油栓 Drain plug

S 系列 - 底座安裝型 FOOT MOUNTED

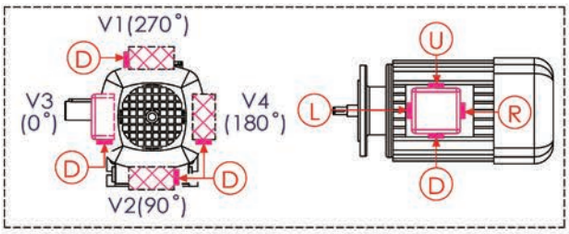

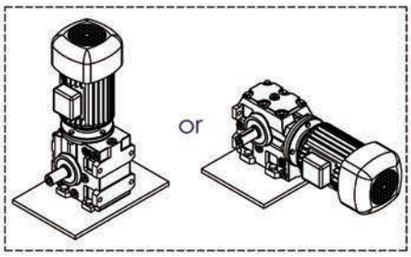

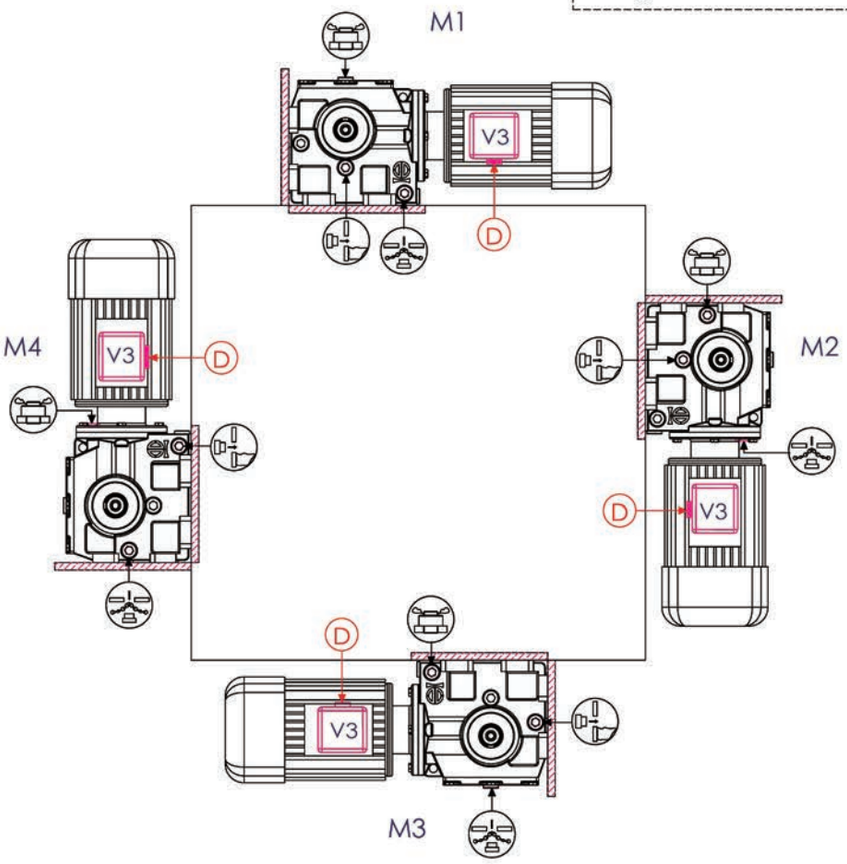

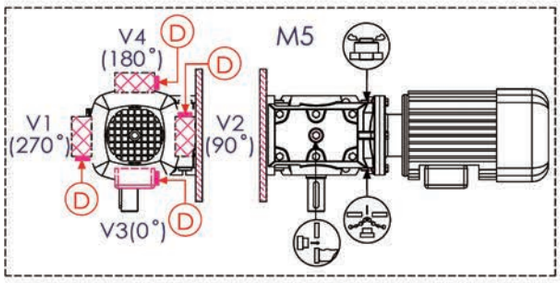

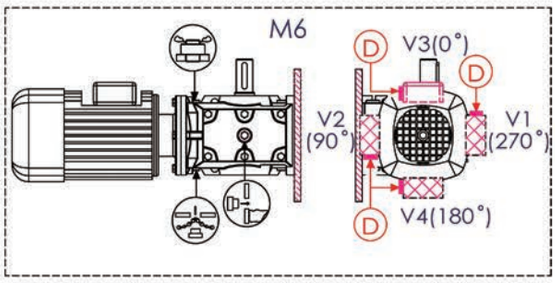

齒輪減速機分為六種安裝方式，以下圖示簡述斜齒輪減速機各種安裝方式與其線盒位置以及五金零件方位之對應關係。

透氣蓋與加油孔 Ventilate plug and Oil filling hole　油鏡 Oil gauge　排油栓 Drain plug

S 系列 - 出力法蘭安裝型 OUTPUT FLANGE MOUNTED

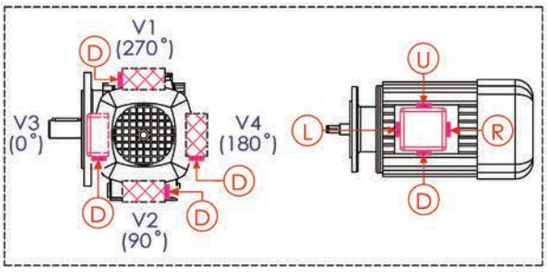

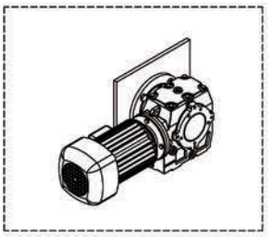

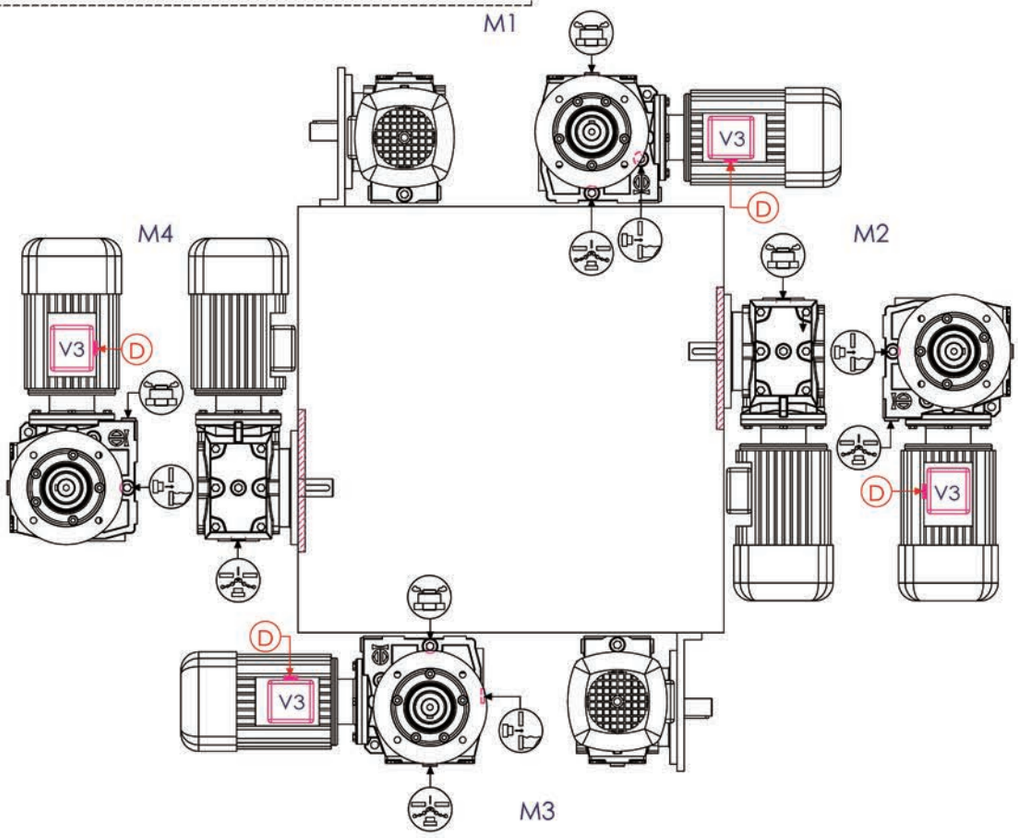

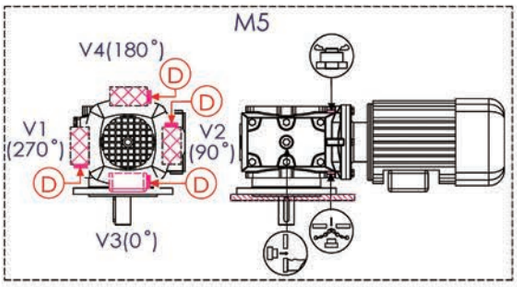

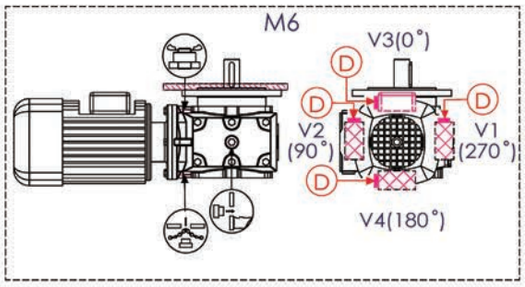

齒輪減速機分為六種安裝方式，以下圖示簡述斜齒輪減速機各種安裝方式與其線盒位置以及五金零件方位之對應關係。

透氣蓋與加油孔 Ventilate plug and Oil filling hole　油鏡 Oil gauge　排油栓 Drain plug

S 系列 - 扭力臂安裝型 TORQUE ARM MOUNTED

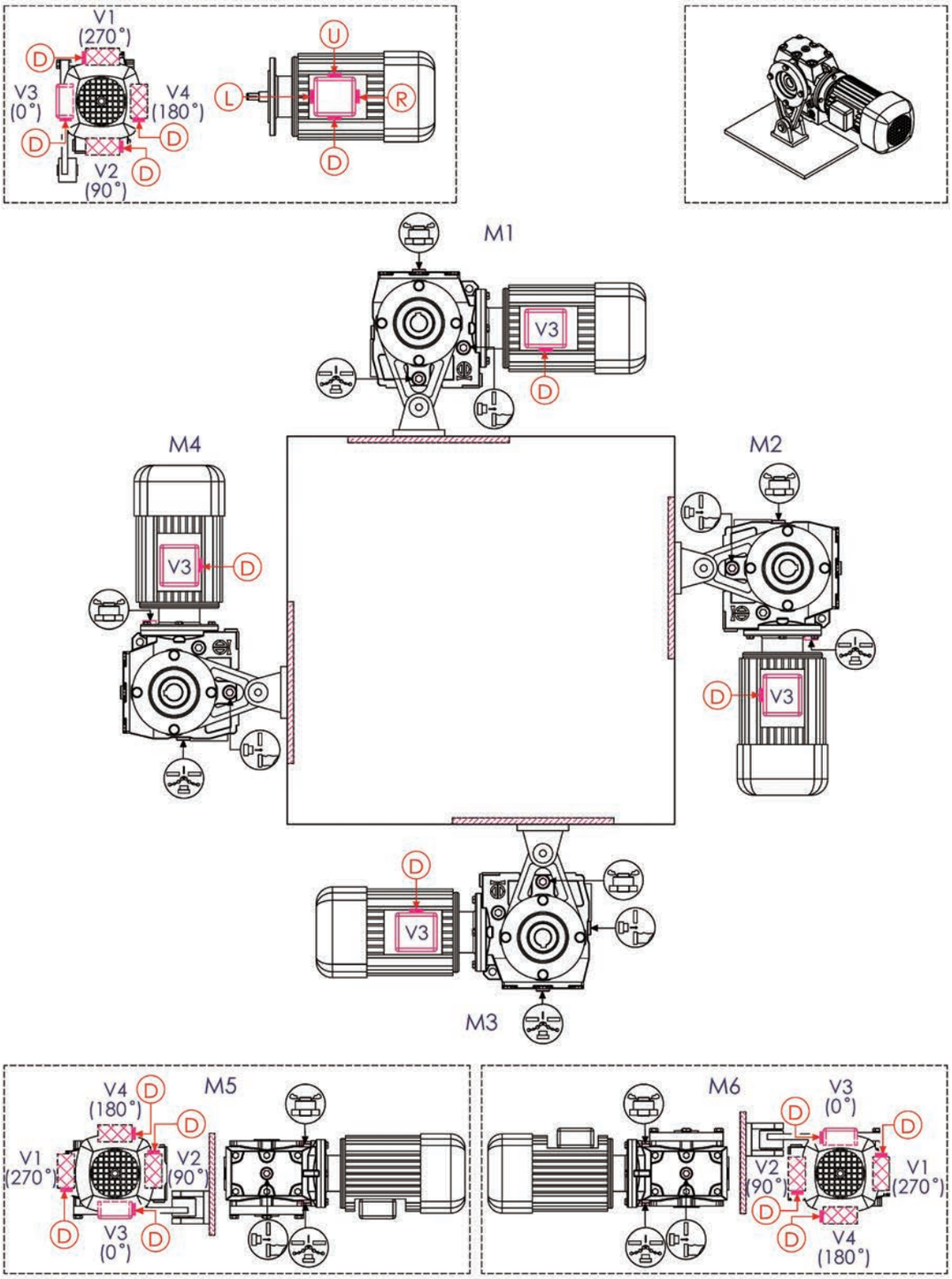

Direction of Output shaft 出力軸配置

標準出力軸型 Output shaft		中空出力軸型 Hollow shaft	
A	B	A	B
		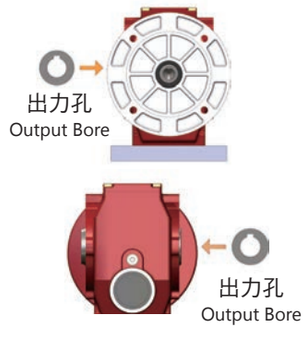	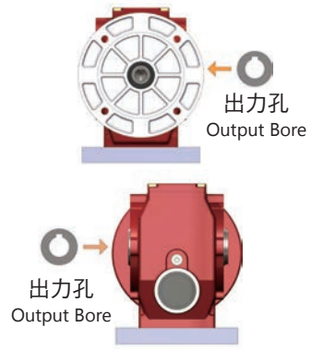

出力法蘭型 Output flange		扭力臂型 Torque arm	
A	B	A	B
	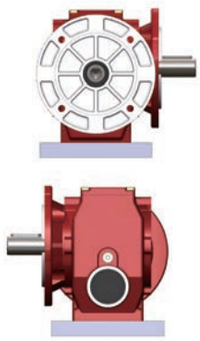	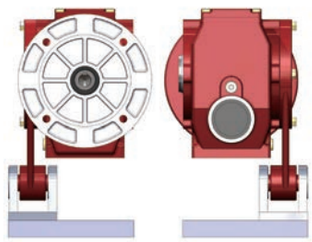	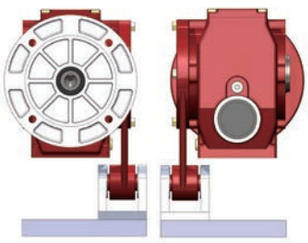

S 系列油量表 (單位：l) S series oil capacity table (Unit: l)

機型 /Type		S37	S47	S57	S67	S77	S87	S97
安裝方式	M1	0.2	0.3	0.5	0.8	1.6	2.6	5.3
	M2	0.3	0.6	1.0	1.9	3.5	6.5	11.7
	M3	0.4	0.5	0.9	2.0	3.1	5.5	10.5
	M4	0.5	0.8	1.3	2.7	5.0	9.6	17.6
	M5	0.3	0.6	1.1	2.2	3.7	6.7	13.3
	M6	0.3	0.6	1.1	2.2	3.7	6.7	13.3

S 系列重量表 (單位：KG) S series weight table (Unit: KG)

機型 /Type	S37	S47	S57	S67	S77	S87	S97
重量 /Weight	7.5	10.0	13.5	27.0	45.0	86.0	150.0
備註 Note	此重量表僅為減速機重量 (不含油量)，若選購入力軸、入力法蘭規範，請以表內數字加 10% 重量。若選備馬達安裝，重量請洽詢業務人員。 The table only for Gear Reducer, without oil weight. Please add 10% weight if you select input shaft or input flange. If you select Motor installation, please get the weight from sale Dept.						

機型與使用安全係數對照表
Model and Service factor select table

輸出轉速 Output speed (r/min)	輸出轉矩 Output torque (N.M)	傳動比 Ratio (i)	使用係數 Service factor	機型 Type	馬達級數 Motor pole
0.12 KW					
0.12	4610	11267	0.90	S97 R57	4P
0.14	4210	10078	1.00	SF97 R57	
0.16	3500	8608	1.20	SA97 R57	
0.18	3090	7554	1.35	SAF97 R57	
0.18	3120	7643	0.80		4P
0.21	2630	6706	0.95	S87 R57	
0.23	2330	5875	1.05	SF87 R57	
0.27	1960	5187	1.25	SA87 R57	
0.30	1740	4606	1.45	SAF87 R57	
0.36	1450	3872	1.70		
0.39	1340	3540	0.95		4P
0.45	1170	3098	1.10		
0.58	1280	2374	0.95		
0.66	1130	2083	1.10	S77 R37	
0.76	960	1813	1.30	SF77 R37	
0.79	910	1745	1.35	SA77 R37	
0.86	840	1600	1.50	SAF77 R37	
0.98	735	1404	1.70		
1.1	645	1245	1.90		
1.0	665	1363	0.85		4P
1.2	575	1194	1.00		
1.3	515	1045	1.10		
1.5	445	914	1.30	S67 R37	
1.7	400	809	1.40	SF67 R37	
1.9	355	712	1.60	SA67 R37	
2.2	295	615	1.95	SAF67 R37	
2.5	265	543	2.20		
2.9	220	469	2.60		
3.3	197	424	2.90		
3.8	180	365	3.20		
2.1	315	655	0.95		4P
2.4	275	574	1.10		
2.7	240	506	1.25	S57 R17	
3.2	210	438	1.45	SF57 R17	
3.6	183	388	1.65	SA57 R17	
4.1	163	336	1.85	SAF57 R17	
4.7	140	294	2.10		
5.1	134	269	2.20		
3.2	210	438	0.90		4P
3.6	183	388	1.00		
4.1	162	336	1.15	S47 R17	
4.7	139	294	1.35	SF47 R17	
5.4	95	257	1.95	SA47 R17	
6.0	113	229	1.65	SAF47 R17	
6.9	99	200	1.90		
7.4	92	187	2.00		
6.8	99	202	0.95		4P
7.7	88	179	1.05	S37 R17	
8.7	78	158	1.15	SF37 R17	
9.6	72	144	1.25	SA37 R17	
12	59	118	1.55	SAF37 R17	
13	55	110	1.65		
4.5	143	201.00	2.1	S57	4P
4.9	133	184.80	2.2	SF57	
5.7	116	158.12	2.5	SA57	
6.6	103	137.05	2.9	SAF57	
4.5	138	201.00	1.30		4P
4.9	129	184.80	1.40	S47	
5.7	112	158.12	1.55	SF47	
6.6	99	137.05	1.75	SA47	
7.0	93	128.10	1.85	SAF47	

輸出轉速 Output speed (r/min)	輸出轉矩 Output torque (N.M)	傳動比 Ratio (i)	使用係數 Service factor	機型 Type	馬達級數 Motor pole
0.12 KW					
6.9	95	201.00	1.8		4P
7.5	89	184.80	1.9	S47	
8.7	77	158.12	2.2	SF47	
10	68	137.05	2.5	SA47	
11	64	128.10	2.6	SAF47	
12	57	110.73	3.0		
5.7	107	157.43	0.85		6P
6.2	99	144.40	0.95	S37	
7.3	86	122.94	1.05	SF37	
8.5	76	106.00	1.20	SA37	
9.1	71	98.80	1.30	SAF37	
10	64	86.36	1.45		
8.8	74	157.43	1.25		4P
9.6	68	144.40	1.35		
11	60	122.94	1.55		
13	52	106.00	1.70		
14	49	98.80	1.75		
16	44	86.36	1.95		
17	41	80.96	2.10		
19	37	71.44	2.30		
22	33	63.33	2.50	S37	
25	35	55.93	2.30	SF37	
27	33	51.30	2.50	SA37	
32	28	43.68	2.90	SAF37	
37	25	37.66	3.20		
39	23	35.10	3.40		
45	20	30.68	3.70		
48	19	28.76	3.90		
54	17	25.38	4.30		
61	15	22.50	4.80		
69	14	19.89	3.60		
76	13	18.24	3.90		
89	11	15.53	4.40		
0.18 KW					
0.29	2970	4606	0.85		4P
0.34	2480	3872	1.00		
0.38	2350	3475	1.05	S87 R57	
0.45	1970	2905	1.10	SF87 R57	
0.51	1710	2586	1.25	SA87 R57	
0.57	1520	2335	1.45	SAF87 R57	
0.64	1320	2054	1.90		
0.72	1170	1824	2.1		
0.81	1050	1631	2.4		
0.94	1220	1404	1.00		4P
1.1	1070	1245	1.15		
1.2	990	1100	1.25	S77 R37	
1.4	850	954	1.45	SF77 R37	
1.6	745	837	1.65	SA77 R37	
1.9	625	714	2.0	SAF77 R37	
2.1	555	637	2.2	SAF77 R37	
2.3	500	574	2.5		
1.6	660	809	0.85		4P
1.9	580	712	1.00	S67 R37	
2.2	490	615	1.15	SF67 R37	
2.4	440	543	1.30	SA67 R37	
2.8	370	469	1.55	SAF67 R37	
3.1	335	424	1.70		
3.6	295	365	1.90		
3.0	345	438	0.85		4P
3.4	305	388	1.00	S57 R17	
3.9	270	336	1.10	SF57 R17	
4.5	235	264	1.30	SA57 R17	
4.9	220	269	1.35	SAF57 R17	

斜齒蝸輪減速機 Helical Worm Gear Reducer

輸出轉速 Output speed (r/min)	輸出轉矩 Output torque (N.M)	傳動比 Ratio (i)	使用係數 Service factor	機型 Type	馬達級數 Motor pole
0.18 KW					
5.8	188	229	1.60	S57 R17	4P
6.5	169	204	1.80	SF57 R17	
7.1	154	187	1.95	SA57 R17	
				SAF57 R17	
4.5	230	294	0.80		4P
5.1	158	257	1.15		
5.8	185	229	1.00	S47 R17	
6.6	162	200	1.15	SF47 R17	
7.1	152	187	1.20	SA47 R17	
8.0	134	165	1.40	SAF47 R17	
8.9	121	148	1.55		
10	108	131	1.70		
4.0	255	217.41	2.2	S67	6P
4.6	225	190.11	2.5	SF67	
4.8	215	180.60	2.6	SA67	
				SAF67	
4.3	220	201.00	1.35	S57	6P
4.7	205	184.80	1.45	SF57	
5.5	180	158.12	1.65	SA57	
6.3	159	137.05	1.85	SAF57	
6.6	154	201.00	1.9	S57	4P
7.1	143	184.80	2.1	SF57	
8.4	125	158.12	2.4	SA57	
9.6	110	137.05	2.7	SAF57	
4.3	215	201.00	0.85		6P
4.7	199	184.80	0.90	S47	
5.5	173	158.12	1.00	SF47	
6.3	153	137.05	1.10	SA47	
6.8	144	128.10	1.20	SAF47	
6.6	149	201.00	1.15		4P
7.1	138	184.80	1.25		
8.4	121	158.12	1.40		
9.6	107	137.05	1.60	S47	
10	100	128.10	1.65	SF47	
12	88	110.73	1.9	SA47	
14	77	94.08	2.2	SAF47	
16	69	84.00	2.4		
18	60	71.75	2.8		
19	69	69.36	2.2		
8.4	115	157.43	0.80		4P
9.1	107	144.40	0.85		
11	93	122.94	1.00		
12	82	106.00	1.10		
13	77	98.80	1.15		
15	68	86.36	1.25		
16	64	80.96	1.30		
18	58	71.44	1.45		
21	52	63.66	1.60		
24	55	55.93	1.45		
26	51	51.30	1.60		
30	44	43.46	1.85	S37	
35	38	37.66	2.10	SF37	
38	36	35.10	2.20	SA37	
43	32	30.68	2.40	SAF37	
46	30	28.76	2.50		
52	27	25.38	2.80		
59	24	22.50	3.10		
66	22	19.89	2.30		
72	21	18.24	2.50		
85	18	15.53	2.80		
99	15	13.39	3.20		
106	14	12.48	3.40		
121	13	10.91	3.80		
129	12	10.23	4.00		

輸出轉速 Output speed (r/min)	輸出轉矩 Output torque (N.M)	傳動比 Ratio (i)	使用係數 Service factor	機型 Type	馬達級數 Motor pole
0.25 KW					
0.45	2860	2905	0.85		4P
0.50	2500	2586	1.0	S87 R57	
0.63	2240	2335	1.1	SF87 R57	
0.71	1950	2054	1.3	SA87 R57	
0.80	1550	1631	1.6	SAF87 R57	
1.40	910	930	2.8		
1.4	1230	954	1.00		4P
1.5	1080	837	1.15	S77 R37	
1.8	910	714	1.35	SF77 R37	
2.0	810	637	1.55	SA77 R37	
2.3	730	574	1.70	SAF77 R37	
2.6	625	499	2.00		
2.4	635	543	0.90		4P
2.8	540	469	1.05	S67 R37	
3.1	485	424	1.15	SF67 R37	
3.6	430	365	1.30	SA67 R37	
4.1	375	319	1.50	SAF67 R37	
4.6	330	281	1.75		
4.4	340	294	0.90		4P
4.8	315	269	0.95		
5.7	270	229	1.10	S57 R17	
6.4	245	204	1.25	SF57 R17	
6.9	225	187	1.35	SA57 R17	
7.9	198	165	1.50	SAF57 R17	
9.9	159	131	1.90		
3.1	435	217.41	1.30	S67	8P
3.6	390	190.11	1.45	SF67	
3.8	370	180.60	1.50	SA67	
4.3	330	158.45	1.70	SAF67	
4.1	350	217.41	1.60	S67	6P
4.6	310	190.11	1.80	SF67	
4.9	295	180.60	1.90	SA67	
5.6	265	158.45	2.10	SAF67	
6.0	245	217.41	2.1		4P
6.8	220	190.11	2.4	S67	
7.2	210	180.60	2.5	SF67	
8.2	187	158.45	2.8	SA67	
9.7	161	134.40	3.2	SAF67	
11	147	121.33	3.5		
12	131	106.75	4.0		
4.4	305	201.00	1.00		6P
4.8	285	184.80	1.05	S57	
5.6	245	158.12	1.20	SF57	
6.4	220	137.05	1.35	SA57	
6.9	205	128.10	1.45	SAF57	
6.5	215	201.00	1.35		4P
7.0	200	184.80	1.45		
8.2	176	158.12	1.7	S57	
9.5	155	137.05	1.9	SF57	
10	146	128.10	2.0	SA57	
12	129	110.73	2.3	SAF57	
14	111	94.08	2.7		
15	101	84.00	2.9		
6.5	210	201.00	0.80		4P
7.0	195	184.80	0.85		
8.2	170	158.12	1.00		
9.5	150	137.05	1.10	S47	
10	141	128.10	1.20	SF47	
12	124	110.73	1.35	SA47	
14	108	94.08	1.55	SAF47	
15	98	84.00	1.70		
18	85	71.75	1.95		
19	97	69.39	1.60		

輸出轉速 Output speed (r/min)	輸出轉矩 Output torque (N.M)	傳動比 Ratio (i)	使用係數 Service factor	機型 Type	馬達級數 Motor pole
0.25 KW					
19	80	67.20	2.1	S47	4P
20	90	63.80	1.7	SF47	
24	78	54.59	2.0	SA47	
27	68	47.32	2.3	SAF47	
13	108	98.80	0.80		4P
15	96	86.36	0.90		
16	91	80.96	0.95		
18	81	71.44	1.05		
21	73	63.33	1.10		
23	78	55.93	1.05		
25	72	51.30	1.15		
30	62	43.68	1.30		
35	54	37.66	1.45		
37	51	35.10	1.55		
42	45	30.68	1.70	S37	
45	42	28.76	1.80	SF37	
21	37	25.38	2.00	SA37	
58	33	22.50	2.20	SAF37	
65	32	19.89	1.65		
71	29	18.24	1.80		
84	25	15.53	2.00		
97	22	13.39	2.30		
104	20	12.48	2.40		
119	18	10.91	2.70		
127	19	10.23	2.80		
144	15	9.02	3.10		
163	13	8.00	3.40		
191	11	6.80	3.80		
92	21	28.76	3.00		2P
105	19	25.38	3.30		
118	17	22.50	3.40	S37	
134	16	19.89	2.80	SF37	
146	15	18.24	3.00	SA37	
171	13	15.53	3.40	SAF37	
199	11	13.39	3.80		
213	10	12.48	4.00		
0.37 KW					
0.67	2810	2054	0.9		4P
0.76	2490	1824	1.0	S87 R57	
0.85	2230	1631	1.1	SF87 R57	
1.5	1320	930	1.9	SA87 R57	
1.7	1190	831	2.1	SAF87 R57	
1.9	1290	714	0.95		4P
2.2	1150	637	1.1	S77 R37	
2.4	1040	574	1.2	SF37 R37	
2.8	900	499	1.4	SA37 R37	
3.2	785	438	1.6	SAF37 R37	
3.5	700	389	1.8		
3.8	615	365	0.95	S67 R37	4P
4.3	535	319	1.05	SF67 R37	
4.9	470	281	1.20	SA67 R37	
5.6	425	246	1.35	SAF67 R37	
2.4	980	288.00	2.5	S87	8P
2.6	890	258.18	2.8	SF87	
3.1	775	222.40	3.2	SA87	
				SAF87	
3.0	735	225.26	1.75	S77	6P
3.2	700	214.00	1.80	SF77	
3.6	630	189.09	2.00	SA77	
4.2	545	161.60	2.30	SAF77	
4.1	505	217.41	1.10	S67	6P
4.7	450	190.11	1.25	SF67	
5.0	430	180.60	1.30	SA67	
5.7	380	158.45	1.45	SAF67	

輸出轉速 Output speed (r/min)	輸出轉矩 Output torque (N.M)	傳動比 Ratio (i)	使用係數 Service factor	機型 Type	馬達級數 Motor pole
0.37 KW					
6.3	345	217.41	1.50		4P
7.3	310	190.11	1.70	S67	
7.6	295	180.60	1.75	SF67	
8.7	260	158.45	2.00	SA67	
10	225	134.40	2.30	SAF67	
11	205	121.33	2.50		
5.7	360	158.12	0.80		6P
6.6	315	137.05	0.95	S57	
7.0	300	128.10	1.00	SF57	
8.1	265	110.73	1.10	SA57	
9.6	230	94.08	1.30	SAF57	
11	205	84.00	1.45		
6.9	305	201.00	0.95		4P
7.5	285	184.80	1.05		
8.7	245	158.12	1.20		
10	220	137.05	1.35		
11	205	128.10	1.45	S57	
12	180	110.73	1.65	SF57	
15	156	94.08	1.90	SA57	
16	141	84.00	2.10	SAF57	
19	122	71.75	2.40		
20	139	69.39	1.75		
21	115	67.20	2.50		
22	128	63.80	1.90		
10	210	137.05	0.80		4P
11	199	128.10	0.85		
12	175	110.73	0.95		
15	151	94.08	1.10		
16	137	84.00	1.20		
19	119	71.75	1.40		
20	136	69.39	1.15		
21	112	67.20	1.50		
22	126	63.80	1.25	S47	
25	109	54.59	1.40	SF47	
29	96	47.32	1.60	SA47	
31	90	44.22	1.75	SAF47	
36	78	38.23	2.00		
42	67	32.48	2.30		
48	60	29.00	2.60		
56	52	24.77	3.00		
59	49	23.20	3.10		
68	46	20.33	2.40		
78	40	17.62	2.80		
84	37	16.47	3.00		
22	103	63.33	0.80		4P
27	101	51.30	0.80		
32	87	43.68	0.95		
37	73	37.66	1.05		
39	71	35.10	1.10		
45	63	30.68	1.20		
48	59	28.76	1.30		
54	52	25.38	1.40		
61	47	22.50	1.55	S37	
69	44	19.89	1.20	SF37	
76	41	18.24	1.30	SA37	
89	35	15.53	1.45	SAF37	
103	30	13.39	1.60		
111	28	12.48	1.70		
127	25	10.91	1.95		
135	23	10.23	2.00		
153	21	9.02	2.20		
173	18	8.00	2.50		
203	16	6.80	2.70		

斜齒蝸輪減速機 Helical Worm Gear Reducer

輸出轉速 Output speed (r/min)	輸出轉矩 Output torque (N.M)	傳動比 Ratio (i)	使用係數 Service factor	機型 Type	馬達級數 Motor pole
0.37 KW					
104	28	25.38	2.20		
118	25	22.50	2.30		
133	24	19.89	1.85		
145	22	18.24	2.00	S37	
171	19	15.53	2.30	SF37	2P
198	16	13.39	2.50	SA37	
212	15	12.48	2.70	SAF37	
243	13	10.91	3.00		
259	12	10.23	3.10		
294	11	9.02	3.30		
0.55 KW					
1.0	2810	1332	0.90		
1.1	2540	1191	1.00		
1.3	2210	1032	1.15	S87 R57	
1.5	2040	930	1.25	SF87 R57	4P
1.6	1840	831	1.35	SA87 R57	
1.9	1600	719	1.55	SAF87 R57	
2.2	1400	624	1.80		
2.4	1270	558	1.95		
3.1	1010	435	2.40		
2.7	1380	499	0.90		
3.1	1210	438	1.05	S77 R37	
3.5	1070	389	1.15	SF77 R37	4P
4.2	910	327	1.35	SA77 R37	
4.7	820	289	1.50	SAF77 R37	
5.4	710	250	1.75		
5.5	650	246	0.90	S67 R37	
6.2	580	221	1.00	SF67 R37	4P
6.9	530	198	1.10	SA67 R37	
8.1	455	168	1.25	SAF67 R37	
2.4	1450	288.00	1.70	S87	
2.6	1320	258.18	1.85	SF87	8P
3.1	1150	222.40	2.10	SA87	
				SAF87	
3.1	1130	288.00	2.20	S87	
3.5	1020	258.18	2.40	SF87	6P
4.1	900	222.40	2.70	SA87	
4.4	820	202.96	2.90	SAF87	
3.0	1090	225.26	1.15	S77	
3.2	1040	214.00	1.20	SF77	8P
3.6	930	189.09	1.35	SA77	
4.2	810	161.60	1.55	SAF77	
3.5	960	256.47	1.35		
4.0	850	225.26	1.50	S77	
4.2	810	214.00	1.55	SF77	6P
4.8	730	189.09	1.75	SA77	
5.6	635	161.60	2.00	SAF77	
5.3	660	256.47	1.90	S77	
6.0	590	225.26	2.20	SF77	4P
6.4	560	214.00	2.30	SA77	
7.2	505	189.09	2.50	SAF77	
6.3	520	217.41	1.00		
7.2	465	190.11	1.10		
7.5	445	180.60	1.15		
8.6	395	158.45	1.30	S67	
10	340	134.40	1.55	SF67	4P
11	310	121.33	1.65	SA67	
13	275	106.75	1.85	SAF67	
13	265	100.80	1.95		
16	230	85.83	2.3		
18	230	75.06	2.1		
21	205	65.63	2.3		

輸出轉速 Output speed (r/min)	輸出轉矩 Output torque (N.M)	傳動比 Ratio (i)	使用係數 Service factor	機型 Type	馬達級數 Motor pole
0.55 KW					
9.6	340	94.08	0.85		
11	305	84.00	0.95		
13	265	71.75	1.10	S57	
13	250	67.20	1.15	SF57	6P
16	245	54.59	1.10	SA57	
19	215	47.32	1.25	SAF57	
20	200	44.22	1.35		
24	176	38.23	1.55		
8.6	370	158.12	0.80		
9.9	330	137.05	0.90		
11	310	128.10	0.95		
12	270	110.73	1.10		
14	235	94.08	1.25		
16	210	84.00	1.40		
19	184	71.72	1.55	S57	
20	174	67.20	1.65	SF57	4P
25	167	54.59	1.45	SA57	
29	146	47.32	1.70	SAF57	
31	137	44.22	1.80		
36	120	38.23	2.00		
42	103	32.48	2.40		
47	92	29.00	2.70		
55	79	24.77	3.10		
59	75	23.20	3.30		
67	69	20.33	2.40		
16	205	84.00	0.80		
19	179	71.75	0.95		
20	169	67.20	1.00		
25	165	54.59	0.95		
29	144	47.32	1.10		
31	135	44.22	1.15		
36	118	38.23	1.30		
42	101	32.48	1.55	S47	
47	91	29.00	1.70	SF47	4P
55	78	24.77	2.00	SA47	
59	74	23.20	2.10	SAF47	
67	69	20.33	1.30		
77	60	17.62	1.85		
83	56	16.47	1.95		
96	49	14.24	2.20		
112	42	12.10	2.60		
126	37	10.80	2.90		
147	32	9.23	3.40		
44	94	30.68	0.80		
47	89	28.76	0.85		
54	79	25.38	0.95		
60	70	22.50	1.05		
71	60	19.13	1.20	S37	
88	53	15.53	0.95	SF37	4P
102	46	13.39	1.10	SA37	
109	43	12.48	1.15	SAF37	
125	37	10.91	1.30		
133	35	10.23	1.35		
151	31	9.02	1.50		
170	28	8.00	1.60		
200	24	6.80	1.80		
94	46	28.76	1.40		
106	41	25.38	1.50		
120	37	22.50	1.55	S37	
136	34	19.89	1.30	SF37	2P
148	32	18.24	1.40	SA37	
174	27	15.53	1.55	SAF37	
202	24	13.39	1.75		
216	22	12.48	1.85		
248	19	10.91	2.00		

輸出轉速 Output speed (r/min)	輸出轉矩 Output torque (N.M)	傳動比 Ratio (i)	使用係數 Service factor	機型 Type	馬達級數 Motor pole
0.55 KW					
264	18	10.23	2.1	S37	2P
299	16	9.02	2.2	SF37	
338	14	8.00	2.5	SA37	
397	12	6.80	2.4	SAF37	
0.75 KW					
1.1	4840	1223	0.85		4P
1.3	4240	1070	1.00		
1.5	3650	928	1.15	S97 R57	
1.7	3230	824	1.30	SF97 R57	
1.9	2300	714	1.85	SA97 R57	
2.2	2450	626	1.70	SAF97 R57	
2.6	2110	538	2.00		
2.8	1900	484	2.20		
1.3	3030	1032	0.85		4P
1.5	2780	930	0.90		
1.7	2510	831	1.00	S87 R57	
1.9	2190	719	1.15	SF87 R57	
2.2	1920	624	1.30	SA87 R57	
2.5	1730	558	1.45	SAF87 R57	
3.2	1390	435	1.75		
4.3	1060	323	2.30		
4.2	1240	327	1.00	S77 R37	4P
4.8	1110	289	1.10	SF77 R37	
5.5	960	250	1.30	SA77 R37	
6.3	850	219	1.45	SAF77 R37	
				S97	8P
2.4	2040	286.40	2.1	SF97	
2.6	1890	262.22	2.2	SA97	
3.0	1690	231.67	2.5	SAF97	
3.1	1540	288.00	1.60	S87	6P
3.5	1400	258.18	1.75	SF87	
4.1	1220	222.40	1.95	SA87	
4.4	1120	202.96	2.10	SAF87	
4.8	1050	288.00	2.2	S87	4P
5.3	950	258.18	2.4	SF87	
6.2	830	222.40	2.8	SA87	
6.8	765	202.96	3.0	SAF87	
4.0	1160	225.26	1.10	S77	6P
4.2	1110	214.00	1.15	SF77	
4.8	990	189.09	1.30	SA77	
5.6	860	161.60	1.45	SAF77	
5.4	890	256.47	1.45		4P
6.1	790	225.26	1.6		
6.4	755	214.00	1.7		
7.3	675	189.09	1.9	S77	
8.5	585	161.60	2.2	SF77	
9.3	545	148.15	2.3	SA77	
11	480	130.00	2.5	SAF77	
11	460	123.20	2.6		
13	405	107.83	2.9		
5.4	890	256.47	1.45		4P
6.1	790	225.26	1.6		
6.4	755	214.00	1.7		
7.3	675	189.09	1.9	S77	
8.5	585	161.60	2.2	SF77	
9.3	545	148.15	2.3	SA77	
11	480	130.00	2.5	SAF77	
11	460	123.20	2.6		
13	405	107.83	2.9		
7.3	625	190.11	0.85	S67	4P
7.6	595	180.60	0.85	SF67	
8.7	530	158.45	1.00	SA67	
				SAF67	

輸出轉速 Output speed (r/min)	輸出轉矩 Output torque (N.M)	傳動比 Ratio (i)	使用係數 Service factor	機型 Type	馬達級數 Motor pole
0.75 KW					
10	460	134.40	1.15		4P
11	420	121.33	1.25		
13	375	106.75	1.40		
14	355	100.80	1.40	S67	
16	305	85.83	1.70	SF67	
18	310	75.06	1.55	SA67	
21	275	65.63	1.75	SAF67	
22	260	62.35	1.85		
25	230	54.70	2.10		
30	198	46.40	2.40		
13	365	71.75	0.80		6P
13	345	67.20	0.85	S57	
16	295	56.61	1.00	SF57	
19	295	47.32	0.90	SA57	
20	275	44.20	1.00	SAF57	
12	365	110.73	0.80		4P
15	315	94.08	0.95		
16	285	84.00	1.05		
19	250	71.75	1.15		
21	235	67.20	1.20		
25	225	54.59	1.10		
29	197	47.32	1.20	S57	
31	185	44.22	1.35	SF57	
36	167	38.23	1.50	SA57	
42	138	32.48	1.80	SAF57	
48	124	29.00	2.00		
56	107	24.77	2.30		
59	100	23.20	2.50		
68	93	20.33	1.80		
78	81	17.62	2.10		
84	76	16.47	2.20		
97	66	14.24	2.60		
29	194	47.32	0.80		4P
31	182	44.22	0.85		
36	159	38.23	1.00		
42	136	32.48	1.15		
48	122	29.00	1.25		
56	106	24.77	1.45		
59	99	23.20	1.55	S47	
68	93	20.33	1.20	SF47	
78	81	17.62	1.35	SA47	
84	76	16.47	1.45	SAF47	
97	66	14.24	1.65		
114	56	12.10	1.95		
128	50	10.80	2.20		
150	43	9.23	2.50		
160	41	8.64	2.70		
190	34	7.28	3.00		
72	81	19.13	0.85		4P
111	57	12.48	0.85		
127	50	10.91	0.95	S37	
135	47	10.23	1.00	SF37	
153	42	9.02	1.10	SA37	
173	37	8.00	1.20	SAF37	
203	32	6.80	1.35		
141	43	19.13	1.05		2P
174	37	15.53	1.15		
202	32	13.39	1.30		
216	30	12.48	1.35	S37	
248	26	10.91	1.50	SF37	
264	25	10.23	1.55	SA37	
299	22	9.02	1.65	SAF37	
338	19	8.00	1.80		
397	17	6.80	1.75		

斜齒蝸輪減速機 Helical Worm Gear Reducer

輸出轉速 Output speed (r/min)	輸出轉矩 Output torque (N.M)	傳動比 Ratio (i)	使用係數 Service factor	機型 Type	馬達級數 Motor pole
1.1 KW					
1.7	4720	824	0.90		
2.0	3370	714	1.25	S97 R57	
2.2	3590	626	1.15	SF97 R57	4P
2.6	3090	538	1.35	SA97 R57	
2.9	2790	484	1.50	SAF97 R57	
3.3	2430	420	1.75		
2.2	2820	624	0.90		
2.5	2550	558	1.00		
2.9	2240	485	1.10		
3.2	2040	435	1.20	S87 R57	
3.7	1790	378	1.35	SF87 R57	4P
4.3	1560	323	1.55	SA87 R57	
5.0	1370	281	1.75	SAF87 R57	
5.5	1460	255	1.35		
6.3	1280	222	1.55		
6.8	1200	205	1.65		
				S77 R37	
				SF77 R37	4P
6.4	1240	219	1.00	SA77 R37	
				SAF77 R37	
2.4	3030	286.40	1.40	S97	
2.6	2800	262.22	1.50	SF97	8P
2.9	2500	231.67	1.70	SA97	
3.5	2160	196.52	1.95	SAF97	
				S97	
3.2	2310	286.40	1.80	SF97	6P
3.5	2130	262.22	1.95	SA97	
4.0	1900	231.67	2.20	SAF97	
3.2	2220	288.00	1.10	S87	
3.6	2010	258.18	1.20	SF87	6P
4.1	1760	222.40	1.35	SA87	
4.5	1620	202.96	1.45	SAF87	
4.9	1520	288.00	1.50		
5.4	1370	258.18	1.65	S87	
6.3	1200	222.40	1.90	SF87	4P
6.9	1100	202.96	2.00	SA87	
7.8	990	180.00	2.20	SAF87	
9.2	840	151.30	2.50		
6.2	1150	225.26	1.10		
6.5	1100	214.00	1.15		
7.4	980	189.09	1.30		
8.7	850	161.60	1.50	S77	
9.4	785	148.15	1.60	SF77	4P
11	695	130.00	1.75	SA77	
11	665	123.20	1.80	SAF77	
13	585	107.83	2.00		
14	535	97.14	2.10		
16	470	85.22	2.30		
12	605	121.33	0.85		
13	540	106.75	0.95		
14	515	100.80	1.00		
16	445	85.83	1.15		
18	405	78.00	1.30		
21	400	65.63	1.20	S67	
22	380	62.35	1.25	SF67	4P
26	335	54.70	1.45	SA67	
30	285	46.40	1.65	SAF67	
33	260	41.89	1.85		
38	230	36.85	2.10		
40	220	34.80	2.20		
47	187	29.63	2.60		

輸出轉速 Output speed (r/min)	輸出轉矩 Output torque (N.M)	傳動比 Ratio (i)	使用係數 Service factor	機型 Type	馬達級數 Motor pole
1.1 KW					
20	360	71.75	0.80		
21	340	67.20	0.85		
25	290	56.61	0.90		
30	285	47.32	0.85		
32	265	44.22	0.90		
37	235	38.23	1.05		
43	200	32.48	1.25	S57	
48	179	29.00	1.35	SF57	4P
57	154	24.77	1.60	SA57	
60	145	23.20	1.70	SAF57	
72	123	19.45	1.75		
79	117	17.62	1.45		
85	110	16.47	1.55		
98	95	14.24	1.75		
116	82	12.10	2.10		
130	73	10.80	2.30		
152	63	9.23	2.70		
48	177	29.00	0.90		
57	153	24.77	1.00		
60	143	23.20	1.05		
72	122	19.54	1.20		
79	117	17.62	0.95	S47	
85	109	16.47	1.00	SF47	4P
98	95	14.24	1.15	SA47	
116	81	12.10	1.35	SAF47	
130	73	10.80	1.50		
152	63	9.23	1.75		
162	59	8.64	1.85		
192	50	7.28	2.10		
				S37	
175	54	8.0	0.85	SF37	4P
206	46	6.8	0.95	SA37	
				SAF37	
202	47	13.39	0.85		
216	44	12.48	0.90		
248	39	10.91	1.00	S37	
264	36	10.23	1.05	SF37	2P
299	32	9.02	1.10	SA37	
338	28	8.00	1.25	SAF37	
397	24	6.80	1.20		
1.5 KW					
2.0	4590	714	0.90		
2.2	4890	626	0.85	S97 R57	
2.6	4220	538	1.00	SF97 R57	4P
2.9	3810	484	1.10	SA97 R57	
3.4	3310	420	1.25	SAF97 R57	
3.8	2990	376	1.40		
4.3	2630	327	1.60		
2.9	3060	485	0.80		
3.2	2780	435	0.90		
3.7	2450	378	1.00	S87 R57	
4.4	2130	323	1.15	SF87 R57	4P
5.0	1870	281	1.30	SA87 R57	
5.5	2000	255	1.00	SAF87 R57	
6.3	1750	222	1.15		
6.9	1630	205	1.20		
2.4	4030	286.40	1.05	S97	
2.7	3720	262.22	1.15	SF97	8P
3.0	3330	231.67	1.25	SA97	
3.6	2870	196.52	1.45	SAF97	

輸出轉速 Output speed (r/min)	輸出轉矩 Output torque (N.M)	傳動比 Ratio (i)	使用係數 Service factor	機型 Type	馬達級數 Motor pole
1.5 KW					
3.2	3150	286.40	1.35	S97	6P
3.5	2910	262.22	1.45	SF97	
4.0	2600	231.67	1.60	SA97	
4.7	2230	196.52	1.90	SAF97	
4.9	2130	286.40	1.9	S97	4P
5.4	1970	262.22	2.0	SF97	
6.1	1760	231.67	2.3	SA97	
7.2	1510	196.52	2.7	SAF97	
3.6	2740	258.18	0.9	S87	6P
4.1	2390	222.40	1.0	SF87	
4.5	2200	202.96	1.1	SA87	
5.1	1980	180.00	1.2	SAF87	
4.9	2060	288.00	1.1		4P
5.5	1860	258.18	1.2		
6.3	1630	222.40	1.4		
6.9	1500	202.96	1.5	S87	
7.8	1340	180.00	1.7	SF87	
9.3	1140	151.30	1.9	SA87	
10	1060	139.05	2.0	SAF87	
11	950	123.48	2.2		
13	850	110.40	2.3		
14	770	99.26	2.5		
7.5	1330	189.09	0.95		4P
8.7	1150	161.60	1.10		
9.5	1060	148.15	1.15		
11	940	130.00	1.30		
11	900	123.20	1.35		
13	795	107.83	1.45		
15	725	97.14	1.60	S77	
17	640	85.22	1.70	SF77	
19	650	75.09	1.70	SA77	
20	620	71.33	1.80	SAF77	
21	510	66.67	2.00		
22	550	63.03	2.00		
25	440	56.92	2.30		
26	470	53.87	2.30		
29	435	49.38	2.50		
33	385	43.33	2.90		
16	600	85.83	0.85		4P
18	550	78.00	0.95		
21	540	65.63	0.90		
23	515	62.35	0.95		
26	455	54.70	1.05		
30	390	46.40	1.25		
34	355	41.89	1.36	S67	
38	310	36.85	1.55	SF67	
41	295	34.80	1.60	SA67	
48	255	29.63	1.90	SAF67	
52	230	26.93	2.10		
58	220	24.44	1.55		
61	210	23.22	1.60		
69	186	20.37	1.85		
82	159	17.28	2.10		
90	144	15.60	2.40		
103	127	13.73	2.70		
43	270	32.48	0.90		4P
49	245	29.00	1.00		
57	210	24.77	1.15	S57	
61	196	23.20	1.25	SF57	
72	167	19.54	1.30	SA57	
80	159	17.62	1.05	SAF57	
86	149	16.47	1.15		

輸出轉速 Output speed (r/min)	輸出轉矩 Output torque (N.M)	傳動比 Ratio (i)	使用係數 Service factor	機型 Type	馬達級數 Motor pole
1.5 KW					
99	129	14.24	1.30	S57	4P
117	110	12.10	1.55	SF57	
131	99	10.80	1.70	SA57	
153	85	9.23	2.00	SAF57	
99	129	14.24	0.85		4P
117	110	12.10	1.00	S47	
131	99	10.80	1.10	SF47	
153	85	9.23	1.30	SA47	
163	79	8.64	1.35	SAF47	
194	67	7.28	1.55		
				S37	2P
299	44	9.02	0.85	SF37	
338	39	8.00	0.90	SA37	
397	33	6.80	0.90	SAF37	
2.2 KW					
3.4	4900	420	0.85		4P
3.8	4410	376	0.95	S97 R57	
4.3	3870	327	1.10	SF97 R57	
4.9	3420	287	1.25	SA97 R57	
5.6	3000	252	1.40	SAF97 R57	
3.3	4530	286.40	0.95	S97	6P
3.6	4180	262.22	1.00	SF97	
4.1	3730	231.67	1.15	SA97	
4.8	3210	196.52	1.30	SAF97	
4.9	3130	286.40	1.30		4P
5.4	2890	262.22	1.40		
6.1	2570	231.67	1.55		
7.2	2210	196.52	1.80	S97	
7.8	2050	180.95	1.90	SF97	
8.7	1840	161.74	2.10	SA97	
9.7	1670	145.60	2.20	SAF97	
11	1520	131.85	2.40		
12	1360	116.92	2.60		
13	1240	105.71	2.80		
16	1060	89.60	3.10		
5.5	2730	258.18	0.85		4P
6.3	2380	222.40	0.95		
6.9	2190	202.96	1.05		
7.8	1970	180.00	1.10		
9.3	1680	151.30	1.30		
10	1550	139.05	1.35	S87	
11	1390	123.48	1.50	SF87	
13	1250	110.40	1.60	SA87	
14	1130	99.26	1.75	SAF87	
16	990	86.15	1.90		
17	1030	81.76	1.50		
18	890	77.14	2.00		
20	920	70.43	1.75		
22	840	64.27	1.90		
25	750	57.00	2.10		
11	1390	130.00	0.85		4P
11	1320	123.20	0.90		
13	1170	107.83	1.00		
15	1060	97.14	1.10		
17	940	85.22	1.15	S77	
19	840	75.20	1.30	SF77	
21	745	66.67	1.40	SA77	
22	810	63.03	1.35	SAF77	
25	645	56.92	1.55		
26	695	53.87	1.60		
29	635	49.38	1.75		
33	560	43.33	1.95		
34	535	41.07	2.10		

斜齒蝸輪減速機 Helical Worm Gear Reducer

輸出轉速 Output speed (r/min)	輸出轉矩 Output torque (N.M)	傳動比 Ratio (i)	使用係數 Service factor	機型 Type	馬達級數 Motor pole
2.2 KW					
39	470	35.94	2.3		
44	425	32.38	2.6	S77	
50	375	28.41	2.8	SF77	4P
56	330	25.07	3.1	SA77	
62	310	22.89	2.3	SAF77	
67	285	20.99	2.5		
30	570	46.40	0.85		
34	515	41.89	0.95		
38	460	36.85	1.05		
41	435	34.80	1.10		
48	370	29.63	1.30		
52	340	26.93	1.40	S67	
60	295	23.33	1.60	SF67	4P
69	275	20.37	1.25	SA67	
82	235	17.28	1.45	SAF67	
90	210	15.60	1.60		
103	186	13.73	1.85		
109	176	12.96	1.95		
128	151	11.03	2.30		
141	137	10.03	2.50		
162	119	8.69	2.80		
99	190	14.24	0.90		
117	162	12.10	1.05	S57	
131	145	10.80	1.15	SF57	4P
153	124	9.23	1.35	SA57	
163	117	8.64	1.40	SAF57	
194	99	7.28	1.50		
3.0 KW					
4.9	4710	287	0.90	S97 R57	
5.6	4140	252	1.00	SF97 R57	4P
6.4	3620	219	1.15	SA97 R57	
6.8	3400	205	1.25	SAF97 R57	
4.9	4290	286.40	0.95		
5.3	3960	262.22	1.00		
6.0	3530	231.67	1.15		
7.1	3040	196.52	1.30		
7.7	2810	180.95	1.40	S97	
8.7	2530	161.74	1.50	SF97	4P
9.6	2300	145.60	1.65	SA97	
11	2090	131.85	1.75	SAF97	
12	1870	116.92	1.90		
13	1700	105.71	2.00		
16	1450	89.60	2.20		
17	1470	80.85	2.20		
7.8	2700	180.00	0.80		
9.2	2300	151.30	0.95		
10	2130	139.05	1.00		
11	1900	123.48	1.10		
13	1720	110.40	1.15		
14	1550	99.26	1.25		
16	1360	86.15	1.40	S87	
17	1460	81.76	1.10	SF87	4P
18	1230	77.14	1.50	SA87	
20	1260	70.43	1.25	SAF87	
22	1160	64.27	1.40		
25	1030	57.00	1.55		
29	870	47.91	1.85		
32	800	44.03	2.00		
36	715	39.10	2.20		
40	640	34.96	2.50		

輸出轉速 Output speed (r/min)	輸出轉矩 Output torque (N.M)	傳動比 Ratio (i)	使用係數 Service factor	機型 Type	馬達級數 Motor pole
3.0 KW					
16	1290	85.22	0.85		
19	1150	75.20	0.95		
21	1020	66.67	1.00		
22	1110	63.03	1.00		
25	880	56.92	1.10		
26	950	53.87	1.15		
28	880	49.39	1.25		
32	770	43.33	1.40		
34	735	41.07	1.50	S77	
39	645	35.94	1.70	SF77	4P
43	585	32.38	1.85	SA77	
49	515	28.41	2.00	SAF77	
56	455	25.07	2.20		
61	430	22.89	1.65		
67	395	20.99	1.80		
76	345	18.42	2.00		
80	330	17.45	2.20		
92	290	15.28	2.50		
102	260	13.73	2.70		
116	230	12.07	3.10		
131	205	10.65	3.50		
40	595	34.80	0.80		
47	510	29.63	0.95		
52	465	26.93	1.05		
60	405	23.33	1.20		
69	375	20.37	0.90		
81	320	17.28	1.05	S67	
90	290	15.60	1.15	SF67	4P
102	255	13.73	1.35	SA67	
108	240	12.96	1.40	SAF67	
127	205	11.03	1.65		
140	188	10.03	1.80		
161	164	8.69	2.00		
185	143	7.56	2.10		
130	199	10.80	0.85	S57	
152	171	9.23	1.00	SF57	4P
162	160	8.64	1.05	SA57	
192	136	7.28	1.10	SAF57	
4.0 KW					
				S97 R57	
6.5	4780	219	0.90	SF97 R57	4P
6.9	4490	205	0.95	SA97 R57	
				SAF97 R57	
6.1	4650	231.67	0.85		
7.2	3990	196.52	1.00		
7.8	3700	180.95	1.05		
8.8	3330	161.74	1.15		
9.8	3020	145.60	1.25		
11	2750	131.85	1.35	S97	
12	2460	116.92	1.45	SF97	4P
13	2230	105.71	1.55	SA97	
16	1910	89.60	1.70	SAF97	
18	1940	80.85	1.65		
20	1720	71.43	1.90		
23	1470	60.59	2.20		
25	1350	55.79	2.40		
12	2510	123.48	0.80		
13	2260	110.40	0.90		
14	2040	99.26	0.95	S87	
16	1790	86.15	1.05	SF87	4P
18	1610	77.14	1.15	SA87	
20	1660	70.43	0.95	SAF87	
22	1520	64.27	1.05		
25	1350	57.00	1.20		
30	1150	47.91	1.40		

輸出轉速 Output speed (r/min)	輸出轉矩 Output torque (N.M)	傳動比 Ratio (i)	使用係數 Service factor	機型 Type	馬達級數 Motor pole
4.5 KW					
32	1060	44.03	1.50		
36	940	39.10	1.70	S87	
41	840	34.96	1.90	SF87	4P
45	760	31.43	2.10	SA87	
52	665	27.28	2.40	SAF87	
56	635	25.50	1.95		
25	1160	56.92	0.85		
26	1250	53.87	0.90		
29	1150	49.38	0.95		
33	1020	43.33	1.10		
35	960	41.07	1.15		
40	850	35.94	1.30		
44	765	32.38	1.40		
50	675	28.41	1.55	S77	
57	600	25.07	1.70	SF77	4P
62	565	22.89	1.25	SA77	
68	520	20.99	1.35	SAF77	
77	455	18.42	1.55		
81	435	17.45	1.65		
93	380	15.28	1.85		
103	345	13.76	2.10		
118	300	12.07	2.40		
133	265	10.65	2.70		
150	235	9.44	3.10		
176	205	8.06	3.30		
82	420	17.28	0.80		
91	380	15.60	0.90		
103	335	13.73	1.00	S67	
110	320	12.96	1.05	SF67	4P
129	270	11.03	1.25	SA67	
142	245	10.03	1.35	SAF67	
163	215	8.69	1.55		
188	188	7.56	1.55		
5.5 KW					
8.8	4550	161.74	0.85		
9.8	4130	145.60	0.90		
11	3760	131.85	0.95		
12	3360	116.92	1.05		
14	3050	105.71	1.15		
16	2610	89.60	1.25	S97	
18	2290	78.26	1.35	SF97	4P
20	2350	71.43	1.40	SA97	
22	1930	65.45	1.50	SAF97	
24	2000	60.59	1.65		
26	1850	55.79	1.80		
29	1660	49.87	2.00		
32	1500	44.89	2.20		
35	1360	40.65	2.40		
19	2200	77.14	0.85		
22	1850	64.00	0.90		
25	1850	57.00	0.85		
30	1560	47.91	1.00		
32	1440	44.03	1.10		
37	1280	39.10	1.25		
41	1150	34.96	1.40	S87	
45	1040	31.43	1.55	SF87	4P
52	910	27.28	1.75	SA87	
56	870	25.50	1.45	SAF87	
67	730	21.43	1.70		
73	675	19.70	1.85		
82	600	17.49	2.10		
91	535	15.64	2.30		
102	485	14.06	2.60		
117	420	12.21	3.00		
131	375	10.93	3.30		

輸出轉速 Output speed (r/min)	輸出轉矩 Output torque (N.M)	傳動比 Ratio (i)	使用係數 Service factor	機型 Type	馬達級數 Motor pole
5.5 KW					
35	1320	41.07	0.85		
40	1160	35.94	0.95		
44	1050	32.38	1.05		
50	920	28.41	1.15		
57	820	25.07	1.25		
64	725	22.22	1.35	S77	
78	625	18.41	1.15	SF77	4P
82	590	17.45	1.20	SA77	
94	520	15.28	1.35	SAF77	
104	470	13.76	1.50		
118	410	12.07	1.75		
134	365	10.65	2.00		
151	325	9.44	2.20		
177	275	8.06	2.50		
130	370	11.03	0.90	S67	
143	340	10.03	1.00	SF67	4P
165	295	8.69	1.15	SA67	
189	255	7.56	1.15	SAF67	
7.5 KW					
14	4160	105.71	0.85		
16	3560	89.60	0.90		
18	3130	78.26	1.00		
20	3200	71.43	1.05		
22	2630	65.45	1.10		
24	2730	60.59	1.20		
26	2520	55.79	1.30	S97	
29	2260	49.87	1.45	SF97	4P
32	2040	44.89	1.60	SA97	
35	1850	40.65	1.80	SAF97	
40	1650	36.05	2.00		
44	1490	32.60	2.20		
54	1240	26.39	2.10		
61	1110	23.59	2.30		
67	1000	21.23	2.60		
74	910	19.23	2.90		
32	1970	44.03	0.80		
37	1750	39.10	0.90		
41	1570	34.96	1.00		
45	1420	31.43	1.15		
52	1230	27.28	1.30		
56	1180	25.50	1.05	S87	
67	1000	21.43	1.25	SF87	4P
73	920	19.70	1.35	SA87	
82	82	17.49	1.50	SAF87	
91	730	15.64	1.70		
102	660	14.06	1.90		
117	676	12.21	2.20		
131	616	10.93	2.40		
158	430	9.07	2.70		
181	375	7.88	2.70		
50	1260	28.41	0.85		
57	1110	25.07	0.90		
64	990	22.22	1.00		
78	850	18.42	0.85	S77	
82	810	17.45	0.90	SF77	4P
94	705	15.28	1.00	SA77	
104	640	13.76	1.10	SAF77	
118	650	12.07	1.30		
134	495	10.65	1.45		
151	440	9.44	1.65		
177	380	8.06	1.80		

斜齒蝸輪減速機 Helical Worm Gear Reducer

輸出轉速 Output speed (r/min)	輸出轉矩 Output torque (N.M)	傳動比 Ratio (i)	使用係數 Service factor	機型 Type	馬達級數 Motor pole
11.0 KW					
26	3670	55.79	0.90		
29	3290	49.87	1.00		
32	2970	44.89	1.10		
35	2700	40.65	1.20		
40	2400	36.05	1.40		
44	2170	32.60	1.45	S97	
55	1810	26.39	1.45	SF97	4P
61	1620	23.59	1.60	SA97	
68	1460	21.23	1.80	SAF97	
75	1320	19.23	1.95		
84	1180	17.05	2.20		
93	1070	15.42	2.30		
110	900	13.07	2.60		
126	790	11.41	2.80		
53	1800	27.28	0.90		
59	1610	24.43	1.00		
71	1340	20.27	1.20		
73	1340	19.70	0.95		
82	1190	17.49	1.05	S87	
92	1070	15.64	1.15	SF87	4P
102	960	14.06	1.30	SA87	
118	840	12.21	1.50	SAF87	
132	750	10.93	1.65		
159	625	9.07	1.85		
183	545	7.88	1.85		
15.0 KW					
33	4000	44.89	0.85		
36	3630	40.65	0.90		
41	3230	36.05	1.00		
45	2920	32.60	1.10		
55	2430	26.39	1.05		
62	2180	23.59	1.20	S97	
59	1970	21.23	1.30	SF97	4P
76	1780	19.23	1.45	SA97	
86	1580	17.05	1.60	SAF97	
95	1430	15.42	1.70		
112	1220	13.07	1.90		
128	1060	11.41	2.10		
153	890	9.55	2.30		
177	775	8.26	2.30		
93	1430	15.64	0.85		
104	1290	14.06	0.95	S87	
120	1120	12.21	1.10	SF87	4P
134	1010	10.93	1.25	SA87	
161	840	9.07	1.35	SAF87	
185	730	7.88	1.40		
18.5 KW					
41	3970	36.05	0.85		
45	3590	32.60	0.90		
53	3060	27.63	1.00		
61	2680	24.13	1.05		
69	2420	21.23	1.10	S97	
76	2190	19.23	1.20	SF97	4P
86	1950	17.05	1.30	SA97	
95	1760	15.42	1.40	SAF97	
112	1500	13.07	1.55		
128	1310	11.41	1.70		
153	1100	9.55	1.85		
177	950	8.26	1.85		

輸出轉速 Output speed (r/min)	輸出轉矩 Output torque (N.M)	傳動比 Ratio (i)	使用係數 Service factor	機型 Type	馬達級數 Motor pole
22 KW					
53	3630	27.63	0.85		
61	3180	24.13	0.90		
69	2870	21.23	0.90		
76	2600	19.23	1.00	S97	
86	2310	17.05	1.10	SF97	4P
95	2090	15.42	1.20	SA97	
112	1780	13.07	1.30	SAF97	
128	1560	11.41	1.40		
153	1300	9.55	1.55		
177	1130	8.26	1.55		

1400RPM	S37					92Nm
減速比 i	0.25kw-1/4HP		0.37Kw-1/2HP		0.75Kw-1HP	
	輸出 轉矩 (N.m)	使用 係數 (f.s)	輸出 轉矩 (N.m)	使用 係數 (f.s)	輸出 轉矩 (N.m)	使用 係數 (f.s)
157.43						
144.4						
122.94						
106						
98.90	165	0.56				
86.36	144	0.64				
80.96	135	0.68				
71.44	119	0.77				
63.33	106	0.87				
55.93	93	0.99	138	0.67		
51.30	86	1.07	127	0.72		
43.68	73	1.26	108	0.85		
37.66	63	1.46	93	0.99		
35.1	59	1.56	87	1.06		
30.68	51	1.8	76	1.21		
28.76	48	1.92	71	1.3		
25.38	42	2.19	63	1.46		
22.50	38	2.42	56	1.64		
19.89	33	2.79	49	1.88		
18.24	30	3.07	45	2.04		
15.53	26	3.54	38	2.42		
13.39	22	4.18	33	2.79	67	1.37
12.48	21	4.38	31	2.97	63	1.46
10.91	18	5.11	27	3.41	55	1.67
10.23	17	5.41	25	3.68	51	1.8
9.02	15	6.13	22	4.18	45	2.04
8	13	7.08	20	4.6	40	2.3
6.8	11	8.36	17	5.41	34	2.71

1400RPM	S47							170Nm
減速比 i	0.25Kw-1/4HP		0.37Kw-1/2HP		0.75Kw-1HP		1.5Kw-2HP	
	輸出轉矩 (N.m)	使用係數 (f.s)	輸出轉矩 (N.m)	使用係數 (f.s)	輸出轉矩 (N.m)	使用係數 (f.s)	輸出轉矩 (N.m)	使用係數 (f.s)
201.00	336	0.51						
184.80	309	0.55						
158.12	264	0.64						
137.05	229	0.74	339	0.5				
128.10	214	0.79	317	0.54				
110.73	185	0.92	274	0.62				
94.08	157	1.08	233	0.73				
84.00	140	1.21	208	0.82				
71.75	120	1.42	177	0.96				
69.39	116	1.47	172	0.99				
67.20	112	1.52	166	1.02				
63.80	107	1.59	158	1.08				
56.61								
54.59	91	1.87	135	1.26				
47.32	79	2.15	117	1.45	237	0.72		
44.22			109	1.56	222	0.77		
38.23			95	1.79	192	0.89		
32.48			80	2.13	163	1.04		
29.00			72	2.36	145	1.17		
24.77			61	2.79	124	1.37		
23.20			57	2.98	116	1.47		
20.33			50	3.4	102	1.67		
17.62			44	3.86	88	1.93		
16.47			41	4.15	83	2.05		
14.24					71	2.39	143	1.19
12.10					61	2.79	121	1.4
10.80					54	3.15	108	1.57
9.23					46	3.7	93	1.83
8.64					43	3.95	87	1.95
7.28					37	4.59	73	2.33

1400RPM	S57											295Nm
減速比 i	0.25Kw-1/4HP		0.37Kw-1/2HP		0.75Kw-1HP		1.5Kw-2HP		2.2Kw-3HP		3.0Kw-4HP	
	輸出轉矩 (N.m)	使用係數 (f.s)	輸出轉矩 (N.m)	使用係數 (f.s)	輸出轉矩 (N.m)	使用係數 (f.s)	輸出轉矩 (N.m)	使用係數 (f.s)	輸出轉矩 (N.m)	使用係數 (f.s)	輸出轉矩 (N.m)	使用係數 (f.s)
201.00	336	0.88	497	0.59								
184.80	309	0.95	457	0.65								
158.12	264	1.12	391	0.75								
137.05	229	1.29	339	0.87								
128.10	214	1.38	317	0.93								
110.73	185	1.59	274	1.08	555	0.53						
94.08	157	1.88	233	1.27	472	0.63						
84.00	140	2.11	208	1.42	421	0.7						
71.75			177	1.67	360	0.82						
69.39			172	1.72								
67.20			166	1.78	337	0.88						
63.80			158	1.87								
56.61												
54.59					274	1.08						
47.32					237	1.24						
44.22					222	1.33						
38.23					192	1.54						
32.48					163	1.81	326	0.9				
29.00					145	2.03	291	1.01				
24.77					124	2.38	248	1.19				
23.20					116	2.54	233	1.27				
20.33					102	2.89	204	1.45				
17.62					88	3.35	177	1.67				
16.47					83	3.55	165	1.79				
14.24					71	4.15	143	2.06	209	1.41		
12.10							121	2.44	178	1.66		
10.80							108	2.73	159	1.86	217	1.36
9.23							93	3.17	136	2.17	185	1.59
8.64									127	2.32	173	1.71
7.28									107	2.76	146	2.02

斜齒蝸輪減速機 Helical Worm Gear Reducer

1400RPM	S67													520Nm
減速比 i	0.25Kw-1/4HP		0.37Kw-1/2HP		0.75Kw-1HP		1.5Kw-2HP		2.2Kw-3HP		3.0Kw-4HP		4.0Kw-5HP	
	輸出轉矩 (N.m)	使用係數 (f.s)	輸出轉矩 (N.m)	使用係數 (f.s)	輸出轉矩 (N.m)	使用係數 (f.s)	輸出轉矩 (N.m)	使用係數 (f.s)	輸出轉矩 (N.m)	使用係數 (f.s)	輸出轉矩 (N.m)	使用係數 (f.s)	輸出轉矩 (N.m)	使用係數 (f.s)
217.41	363	1.43	538	0.97										
190.11	318	1.64	470	1.11	953	0.55								
180.60	302	1.72	447	1.16	905	0.57								
158.45	265	1.96	392	1.33	794	0.65								
134.40	225	2.31	332	1.57	674	0.77								
121.33	203	2.56	300	1.73	608	0.86								
106.75	178	2.92			535	0.97								
100.80					505	1.03								
85.83					430	1.21	861	0.6						
78.00					391	1.33	782	0.66						
75.06					376	1.38								
67.57					339	1.53								
65.63					329	1.58	658	0.79						
62.35					313	1.66	625	0.83						
58.80														
54.70							549	0.95						
46.40							465	1.12	682	0.76				
41.89							420	1.24	616	0.84				
36.85							370	1.41	542	0.96				
34.80							349	1.49	512	1.02	698	0.74		
29.63							297	1.75	436	1.19	594	0.88		
26.93							270	1.93	396	1.31	540	0.96		
24.44							245	2.12						
23.33									343	1.52	468	1.11		
23.22							233	2.23						
20.37							204	2.55	300	1.73	409	1.27		
20.30														
17.28							173	3.01	254	2.05	347	1.5	462	1.13
15.60							156	3.33	229	2.27	313	1.66	417	1.25
13.73							138	3.77	202	2.57	275	1.89	367	1.42
12.96									191	2.72	260	2	347	1.5
11.03									162	3.21	221	2.35	295	1.76
10.06									148	3.51	202	2.57	269	1.93
8.69									128	4.06	174	2.99	232	2.24
7.56											152	3.42	202	2.57

1400RPM	S77													1270Nm
減速比 i	0.75Kw-1HP		1.5Kw-2HP		2.2Kw-3HP		3.0Kw-4HP		4.0Kw-5HP		5.5Kw-7.5HP		7.5Kw-10HP	
	輸出轉矩 (N.m)	使用係數 (f.s)	輸出轉矩 (N.m)	使用係數 (f.s)	輸出轉矩 (N.m)	使用係數 (f.s)	輸出轉矩 (N.m)	使用係數 (f.s)	輸出轉矩 (N.m)	使用係數 (f.s)	輸出轉矩 (N.m)	使用係數 (f.s)	輸出轉矩 (N.m)	使用係數 (f.s)
256.47	1286	0.99												
225.26	1129	1.12												
214.00	1073	1.18												
189.09	948	1.34	1896	0.67										
161.60	810	1.57	1620	0.78										
148.15	743	1.71	1486	0.85										
130.00	652	1.95	1304	0.97	1912	0.66								
123.20	618	2.06	1235	1.03	1812	0.7								
107.83	541	2.35	1081	1.17	1586	0.8								
97.14			974	1.3	1429	0.89								
85.22			855	1.49	1253	1.01	1709	0.74						
75.20					1106	1.15	1508	0.84						
75.09			753	1.69										
71.33			715	1.78										
66.67			669	1.9	981	1.29	1337	0.95						
63.03			632	2.01	927	1.37	1264	1						
56.92			571	2.22	837	1.52	1142	1.11	1522	0.83				
53.87			540	2.35	792	1.6	1080	1.18	1440	0.88				
49.38			495	2.57	726	1.75	990	1.28	1320	0.96				
43.33			434	2.93	637	1.99	869	1.46	1159	1.1				
41.07					604	2.1	824	1.54	1098	1.16	1510	0.84		
35.94					529	2.4	721	1.76	961	1.32	1321	0.96		
32.38					476	2.67	649	1.96	866	1.47	1191	1.07		
28.41					418	3.04	570	2.23	760	1.67	1045	1.22	1424	0.89
25.07					369	3.44	503	2.52	670	1.9	922	1.38	1257	1.01
22.89					337	3.77	459	2.77	612	2.08				
22.22					327	3.88					817	1.55	1114	1.14
20.99							421	3.02	561	2.26				
18.97														
18.42							369	3.44	493	2.58	677	1.88	924	1.37
17.45							350	3.63	467	2.72	642	1.98	875	1.45
15.28							306	4.15	409	3.11	562	2.26	766	1.66
13.76							276	4.6	368	3.45	506	2.51	690	1.84
12.07							242	5.25	323	3.93	444	2.86	605	2.1
10.65							214	5.93	285	4.46	392	3.24	534	2.38
9.44									252	5.04	347	3.66	473	2.68
8.06									216	5.88	296	4.29	404	3.14

1400RPM	S87							2280Nm
減速比 i	0.75Kw-1HP		1.5Kw-2HP		2.2Kw-3HP		3.0Kw-4HP	
	輸出轉矩 (N.m)	使用係數 (f.s)	輸出轉矩 (N.m)	使用係數 (f.s)	輸出轉矩 (N.m)	使用係數 (f.s)	輸出轉矩 (N.m)	使用係數 (f.s)
288.00	1444	1.58	2888	0.79				
258.18	1294	1.76	2589	0.88	3797	0.6		
222.40	1115	2.04	2230	1.02	3271	0.7		
202.96	1018	2.24	2035	1.12	2985	0.76		
180.00			1805	1.26	2647	0.86	3610	0.63
151.30			1517	1.5	2225	1.02	3034	0.75
139.05			1394	1.64	2045	1.11	2789	0.82
123.48			1238	1.84	1816	1.26	2476	0.92
110.40			1107	2.06	1624	1.4	2214	1.03
99.26			995	2.29	1460	1.56	1991	1.15
91.20								
86.15					1267	1.8	1728	1.32
81.76					1202	1.9	1640	1.39
77.14					1134	2.01	1547	1.47
70.43					1036	2.2	1412	1.61
64.00					941	2.42	1284	1.78
64.00								
57.00					838	2.72	1143	1.99
47.91							961	2.37
44.03							883	2.58
39.10							784	2.91
34.96							701	3.25
31.43								
27.28								
25.50								
24.43								
21.43								
20.27								
19.70								
17.49								
15.64								
14.06								
12.21								
10.93								
9.07								
7.88								

1400RPM	S87									2280Nm
減速比 i	4.0Kw-5HP		5.5Kw-7.5HP		7.5Kw-10HP		11Kw-15HP		15Kw-20HP	
	輸出轉矩 (N.m)	使用係數 (f.s)	輸出轉矩 (N.m)	使用係數 (f.s)	輸出轉矩 (N.m)	使用係數 (f.s)	輸出轉矩 (N.m)	使用係數 (f.s)	輸出轉矩 (N.m)	使用係數 (f.s)
288.00										
258.18										
222.40										
202.96										
180.00										
151.30										
139.05										
123.48	3302	0.69								
110.40	2952	0.77								
99.26	2654	0.86								
91.20										
86.15	2304	0.99								
81.76										
77.14	2063	1.11	2836	0.8						
70.43	1883	1.21								
64.00	1711	1.33	2353	0.97						
64.00										
57.00	1524	1.5	2096	1.09						
47.91	1281	1.78	1762	1.29						
44.03	1177	1.94	1619	1.41	2208	1.03				
39.10	1046	2.18	1438	1.59	1960	1.16				
34.96	935	2.44	1285	1.77	1753	1.3				
31.43	840	2.71	1156	1.97	1576	1.45				
27.28	729	3.13	1003	2.27	1368	1.67	2006	1.14		
25.50	682	3.34	938	2.43	1279	1.78				
24.43							1796	1.27		
21.43			788	2.89	1074	2.12				
20.27							1491	1.53		
19.70			724	3.15	988	2.31	1449	1.57		
17.49			643	3.55	877	2.6	1286	1.77		
15.64			575	3.97	784	2.91	1150	1.98	1568	1.45
14.06			517	4.41	705	3.23	1034	2.21	1410	1.62
12.21			449	5.08	612	3.73	898	2.54	1224	1.86
10.93			402	5.67	548	4.16	804	2.84	1096	2.08
9.07					455	5.01	667	3.42	909	2.51
7.88					395	5.77	579	3.94	790	2.89

1400RPM	S97									4000Nm
減速比 i	1.5Kw-2HP		2.2Kw-3HP		3.0Kw-5HP		4.0Kw-5HP		5.5Kw-7.5HP	
	輸出轉矩 (N.m)	使用係數 (f.s)	輸出轉矩 (N.m)	使用係數 (f.s)	輸出轉矩 (N.m)	使用係數 (f.s)	輸出轉矩 (N.m)	使用係數 (f.s)	輸出轉矩 (N.m)	使用係數 (f.s)
286.40	2872	1.39	4212	0.95	5744	0.7				
262.22	2629	1.52	3856	1.04	5259	0.76				
231.67	2323	1.72	3407	1.17	4646	0.86	6195	0.65		
196.52	1971	2.03	2890	1.38	3941	1.01	5255	0.76		
180.95			2661	1.5	3629	1.1	4839	0.83		
161.74			2379	1.68	3244	1.23	4325	0.92	5947	0.67
145.60			2141	1.87	2920	1.37	3893	1.03	5353	0.75
131.85			1939	2.06	2644	1.51	3526	1.13	4848	0.83
116.92			1720	2.33	2345	1.71	3126	1.28	4299	0.93
105.71			1555	2.57	2120	1.89	2827	1.41	3887	1.03
89.60			1318	3.03	1797	2.23	2396	1.67	3294	1.21
80.85					1621	2.47	2162	1.85		
78.26									2877	1.39
71.43							1910	2.09	2626	1.52
65.45									2406	1.66
60.59							1620	2.47	2228	1.8
55.79							1492	2.68	2051	1.95
49.87									1834	2.18
44.89									1650	2.42
40.65									1495	2.68
36.05										
32.60										
27.63										
26.39										
24.13										
23.59										
21.23										
19.23										
17.05										
15.42										
13.07										
11.41										
9.55										
8.26										

1400RPM	S97									4000Nm
減速比 i	7.5Kw-10HP		11Kw-15HP		15Kw-20HP		18.5Kw-25HP		22Kw-30HP	
	輸出轉矩 (N.m)	使用係數 (f.s)	輸出轉矩 (N.m)	使用係數 (f.s)	輸出轉矩 (N.m)	使用係數 (f.s)	輸出轉矩 (N.m)	使用係數 (f.s)	輸出轉矩 (N.m)	使用係數 (f.s)
286.40										
262.22										
231.67										
196.52										
180.95										
161.74										
145.60										
131.85										
116.92										
105.71	5300	0.75								
89.60	4492	0.89								
80.85										
78.26	3924	1.02								
71.43	3581	1.12								
65.45	3281	1.22								
60.59	3038	1.32								
55.79	2797	1.43	4103	0.97						
49.87	2500	1.6	3667	1.09						
44.89	2251	1.78	3301	1.21	4501	0.89				
40.65	2038	1.96	2989	1.34	4076	0.98				
36.05	1807	2.21	2651	1.51	3615	1.11	4458	0.9		
32.60	1634	2.45	2397	1.67	3269	1.22	4032	0.99		
27.63							3417	1.17	4064	0.98
26.39	1323	3.02	1941	2.06	2646	1.51				
24.13							2984	1.34	3549	1.13
23.59	1183	3.38	1735	2.31	2365	1.69				
21.23	1064	3.76	1561	2.56	2129	1.88	2626	1.52	3122	1.28
19.23	964	4.15	1414	2.83	1928	2.07	2378	1.68	2828	1.41
17.05			1254	3.19	1710	2.34	2109	1.9	2508	1.59
15.42			1134	3.53	1546	2.59	1907	2.1	2268	1.76
13.07			961	4.16	1311	3.05	1616	2.48	1922	2.08
11.41			839	4.77	1144	3.5	1411	2.83	1678	2.38
9.55					958	4.18	1181	3.39	1405	2.85
8.26					828	4.83	1022	3.91	1215	3.29

S37-AM

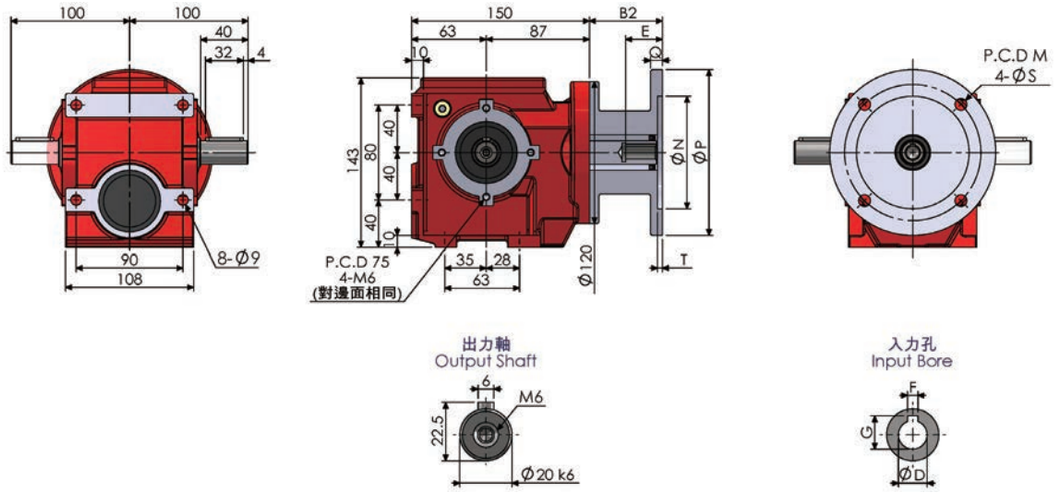

SF37-AM

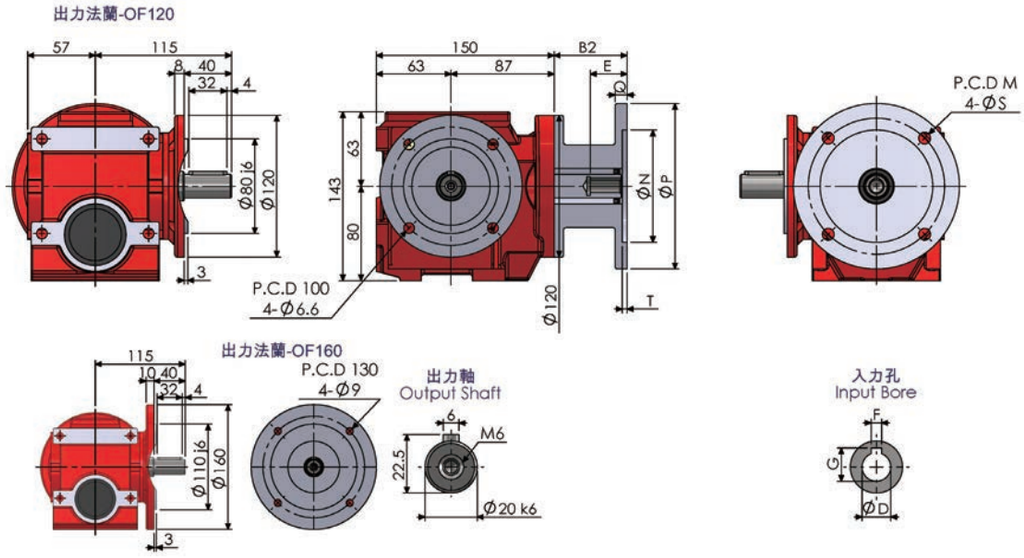

SA37-AM

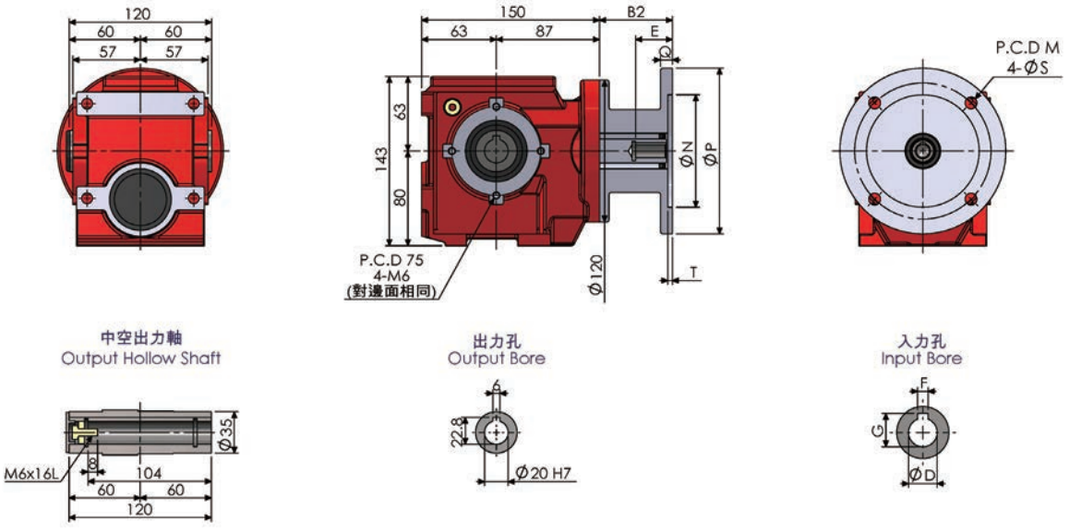

SAF37-AM

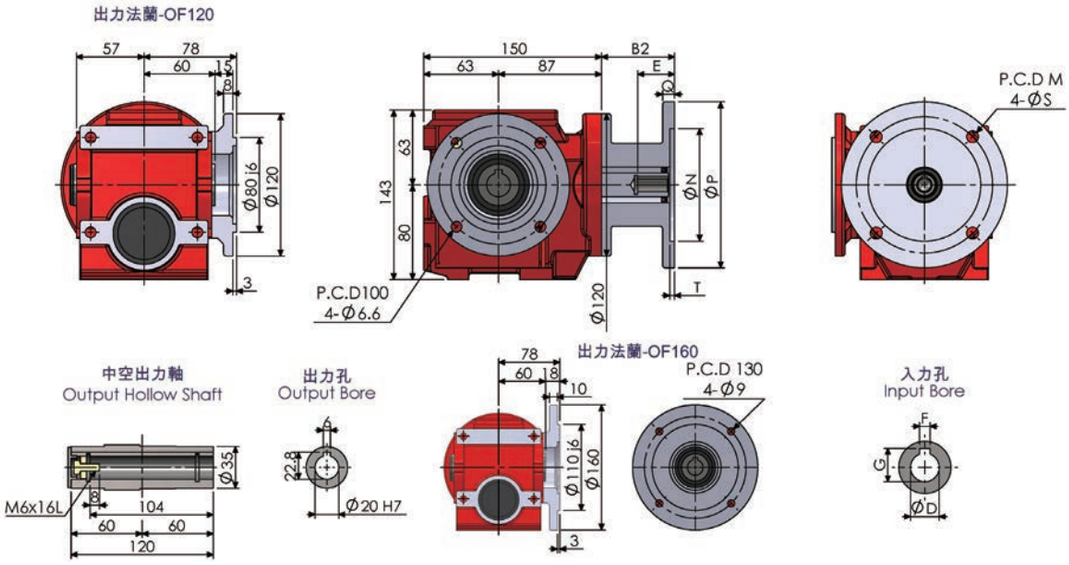

S37AD

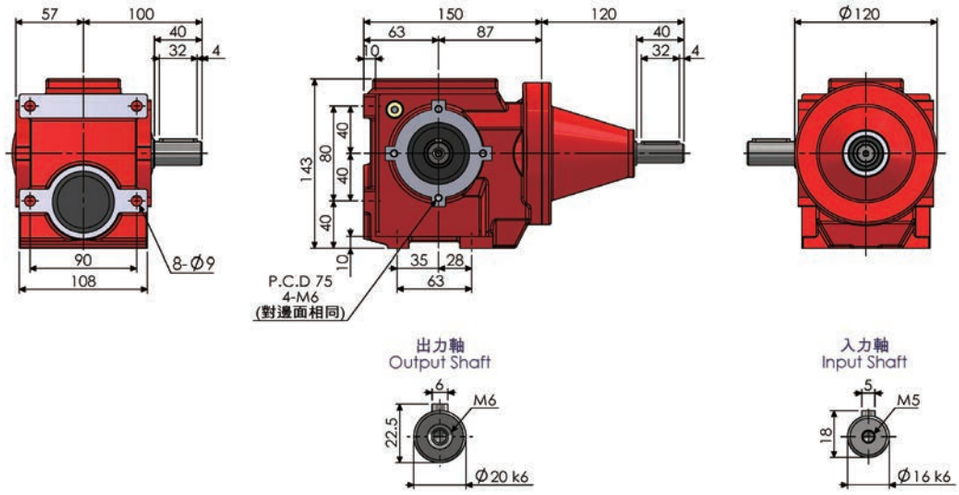

S37

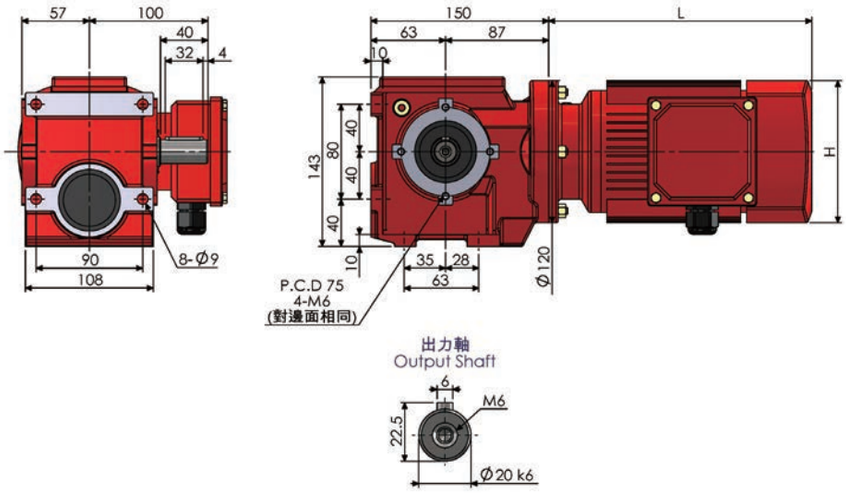

SA37T-AM

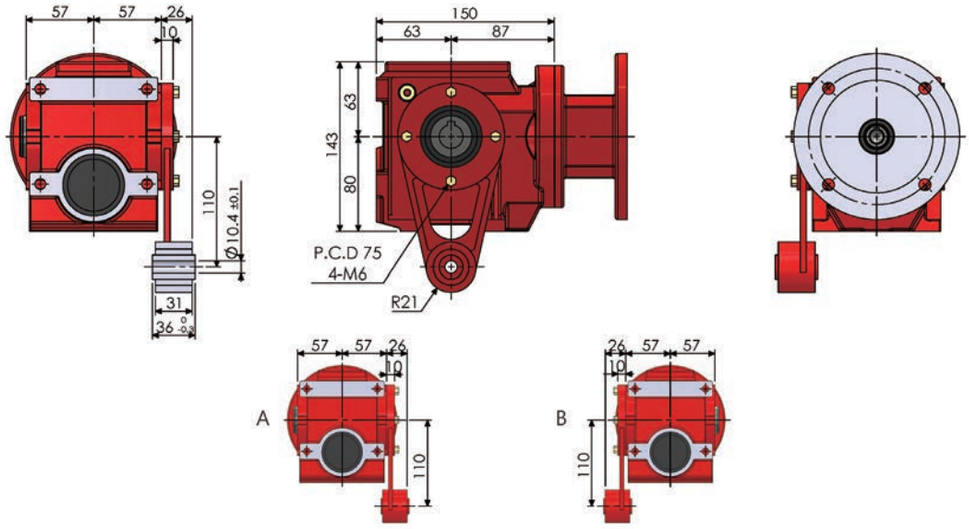

S37-RF17-AM

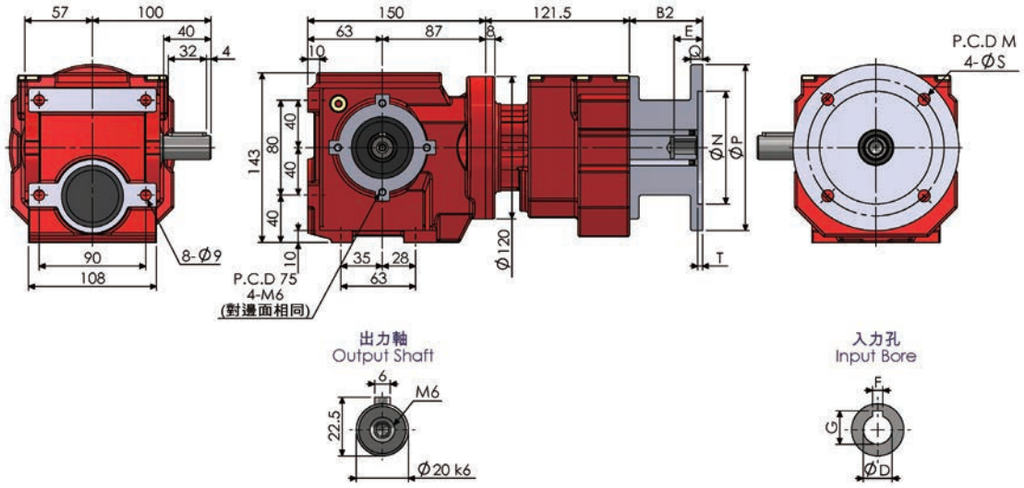

尺寸表 (單位：mm) Dimension (Unit：mm)											
AM	B2	E	M	N	P	Q	S	T	入力孔 Input Bore		
									D	F	G
63	61.5	24	115	95	140	10	10	4	11	4	12.8
71	61.5	31	130	110	160	10	10	4	14	5	16.3
80	80	41	165	130	200	12	12	4	19	6	21.8
90	80	51	165	130	200	12	12	4	24	8	27.3
100	98	61	215	180	250	15	14	4.5	28	8	31.3

NOTE

S47-AM

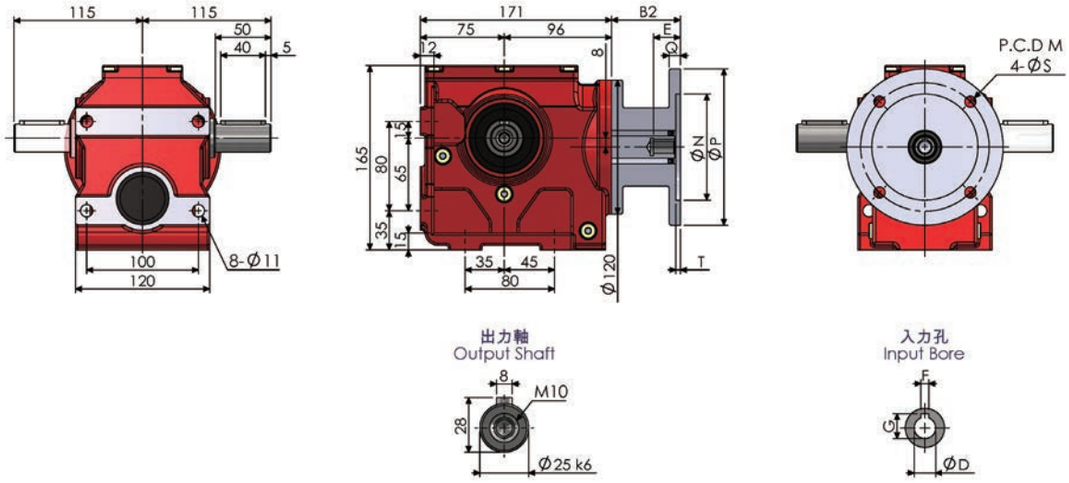

SF47-AM

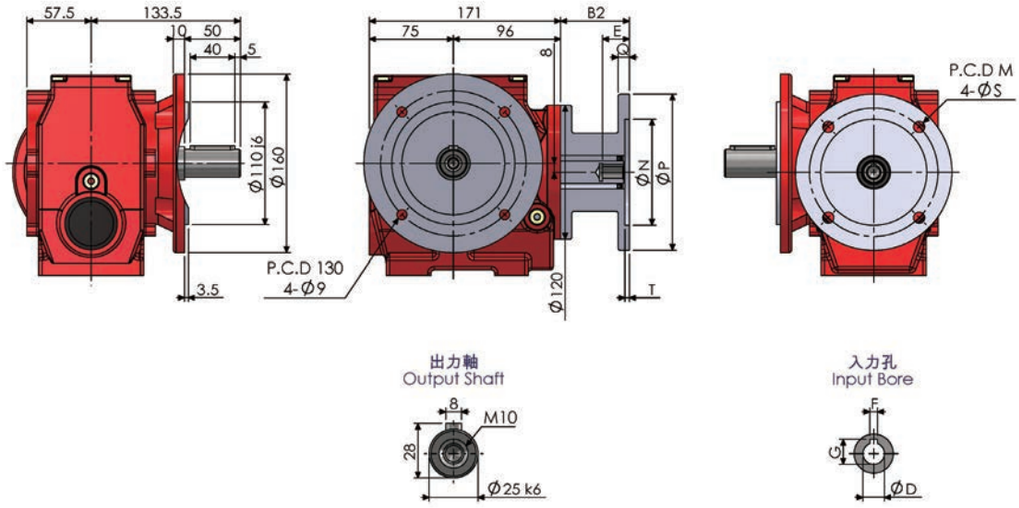

SA47-AM

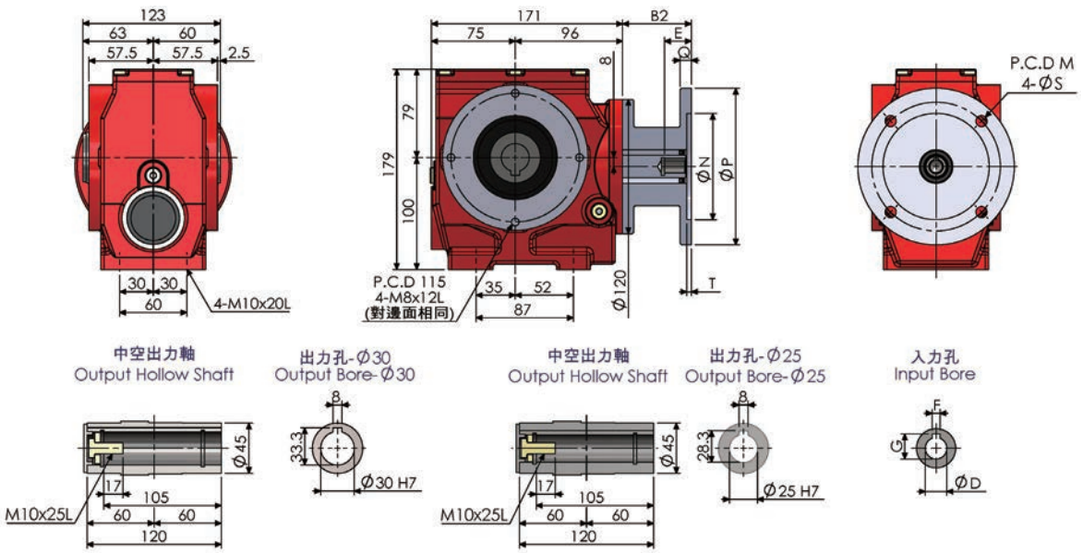

SAF47-AM

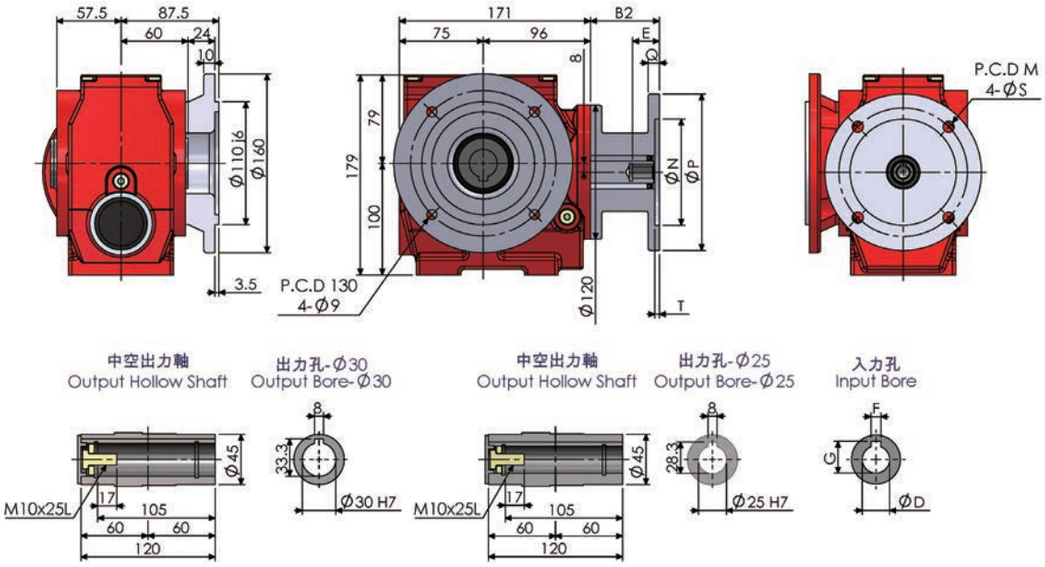

S47AD

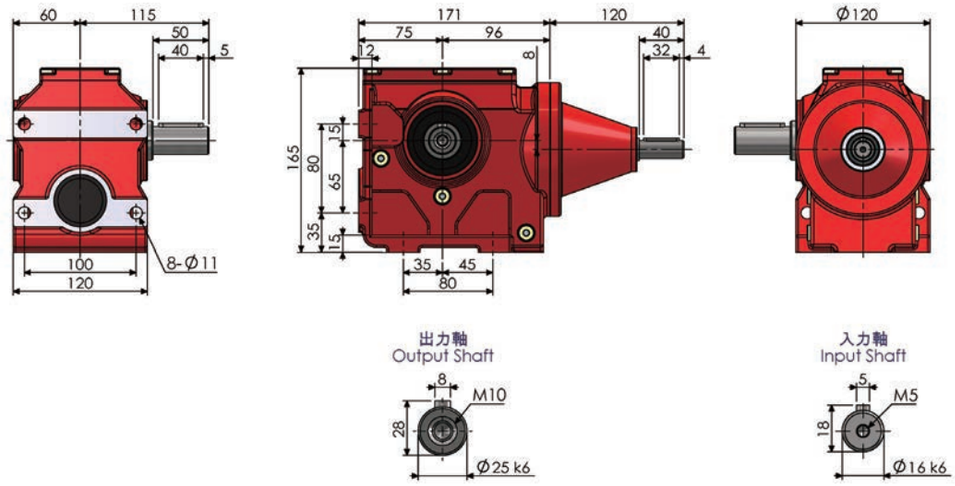

S47

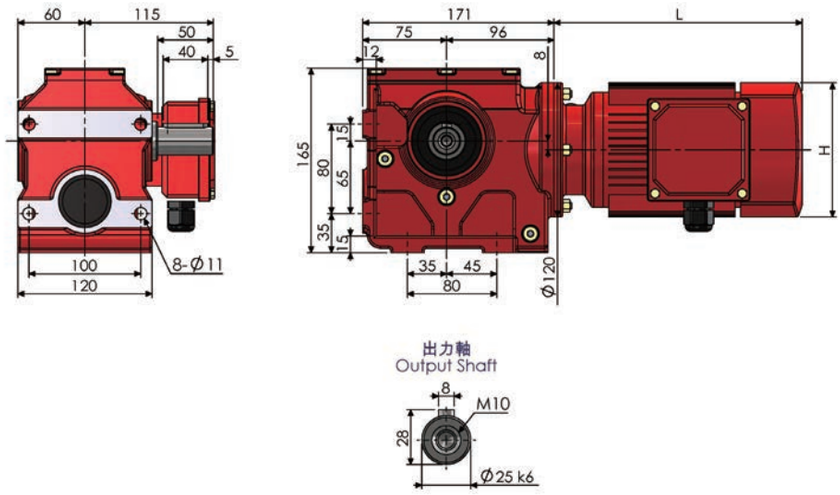

SA47T-AM

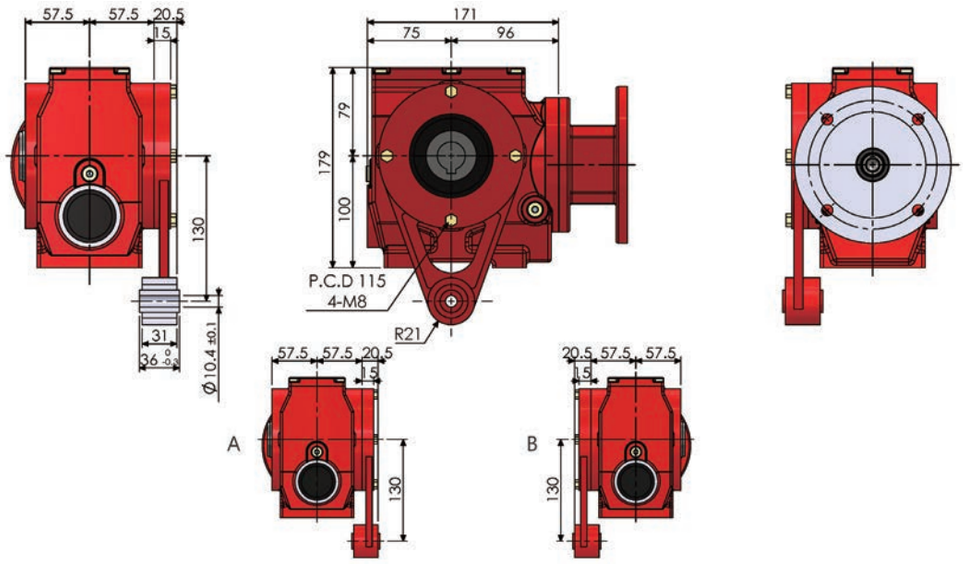

S47-RF17-AM

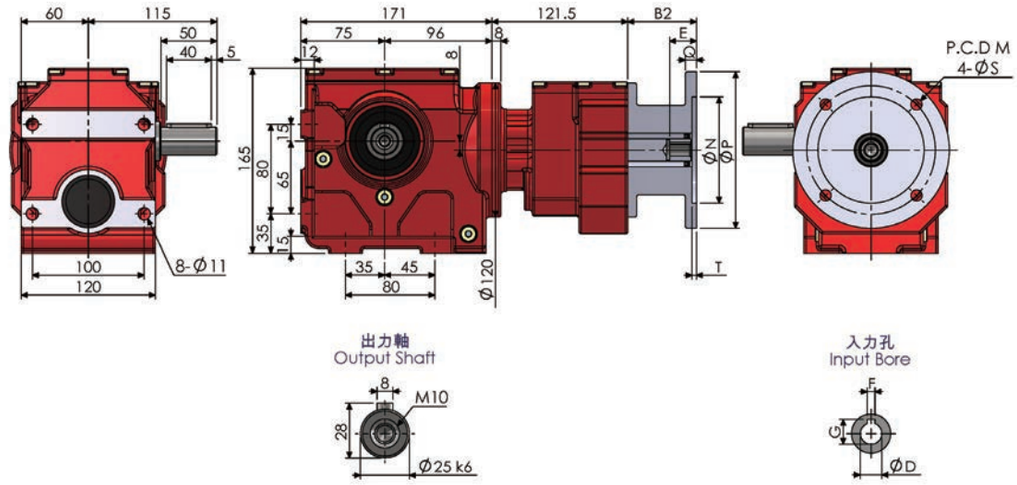

尺寸表 (單位：mm) Dimension (Unit：mm)											
AM	B2	E	M	N	P	Q	S	T	入力孔 Input Bore		
									D	F	G
63	61.5	24	115	95	140	10	10	4	11	4	12.8
71	61.5	31	130	110	160	10	10	4	14	5	16.3
80	80	41	165	130	200	12	12	4	19	6	21.8
90	80	51	165	130	200	12	12	4	24	8	27.3
100	98	61	215	180	250	15	14	4.5	28	8	31.3

NOTE

S57-AM

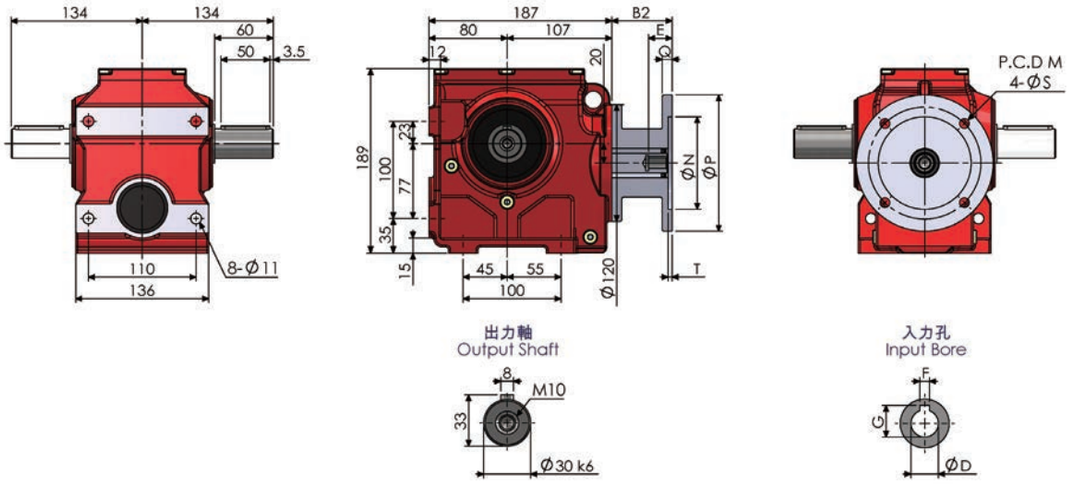

SF57-AM

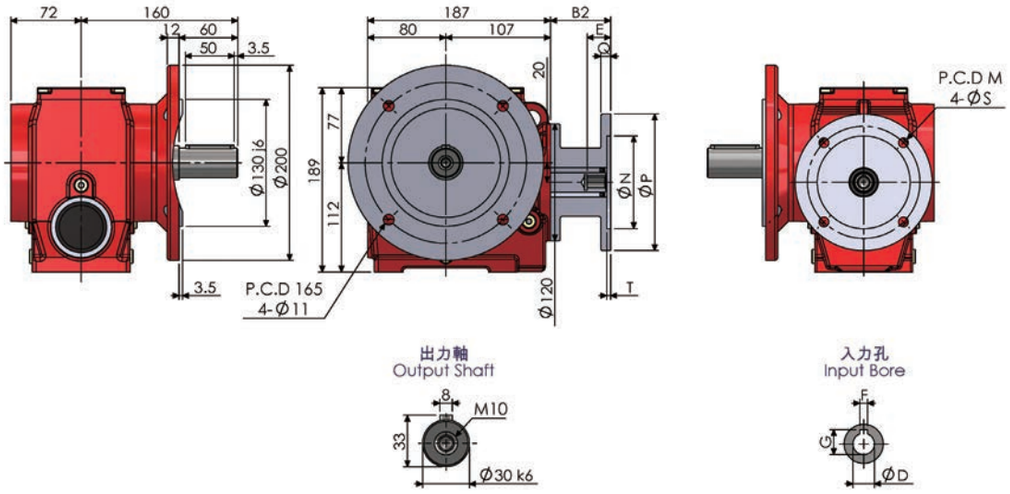

SA57-AM

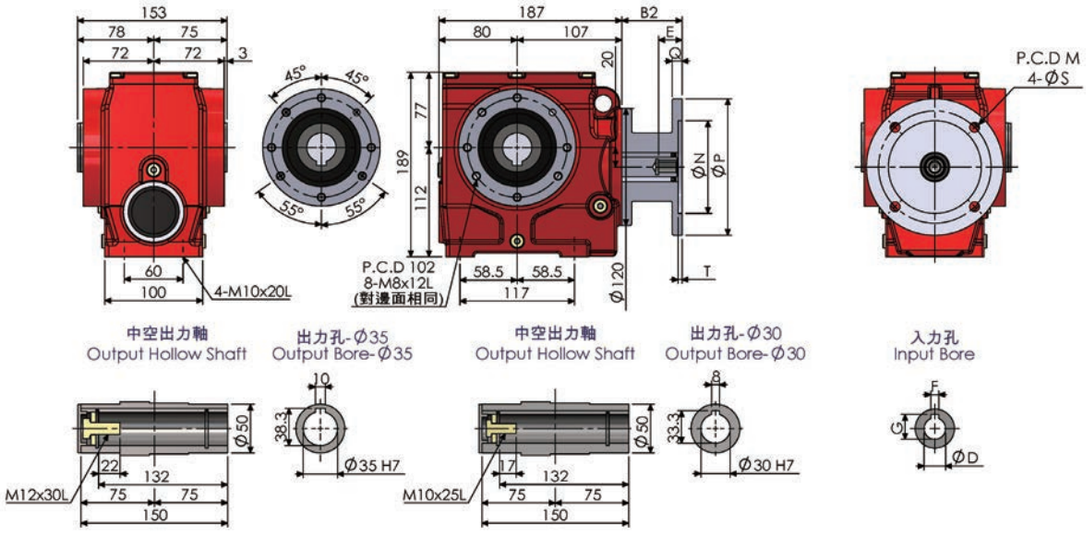

SAF57-AM

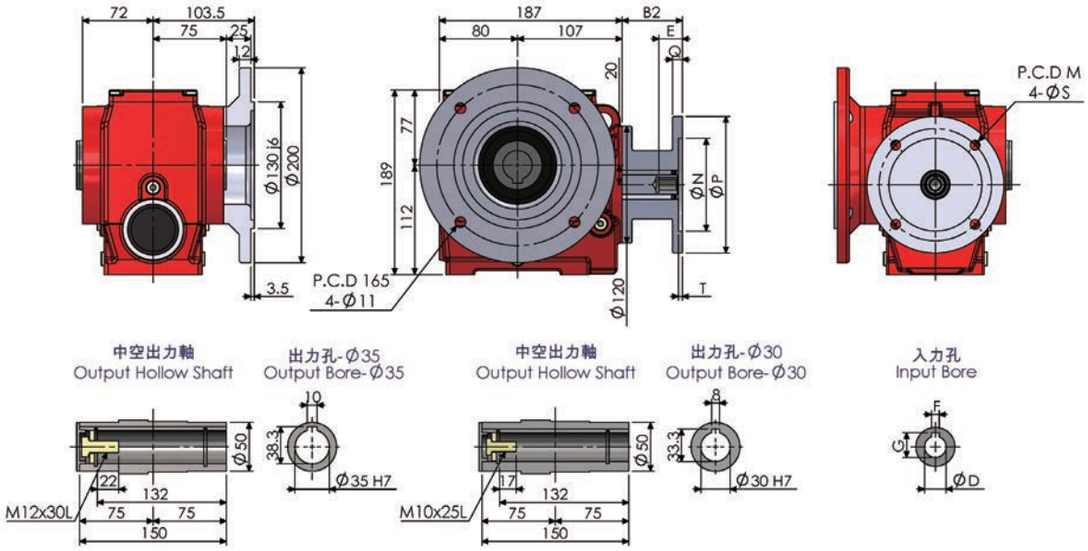

S57AD

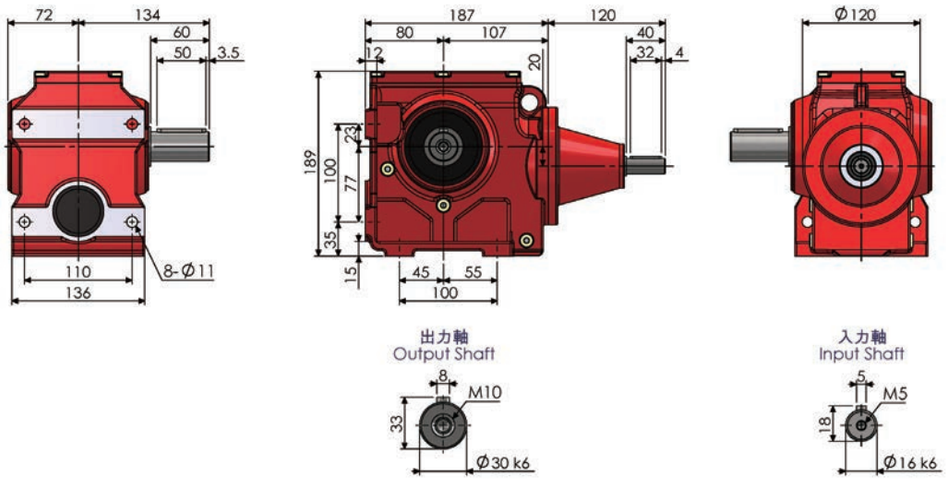

S57

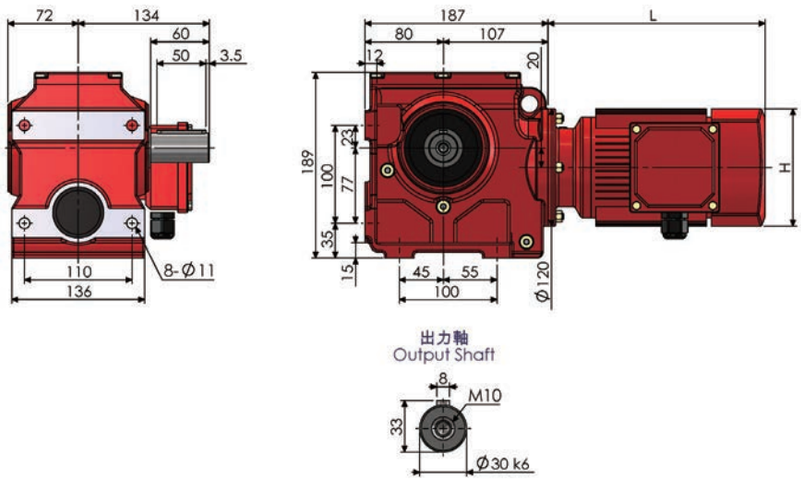

SA57T-AM

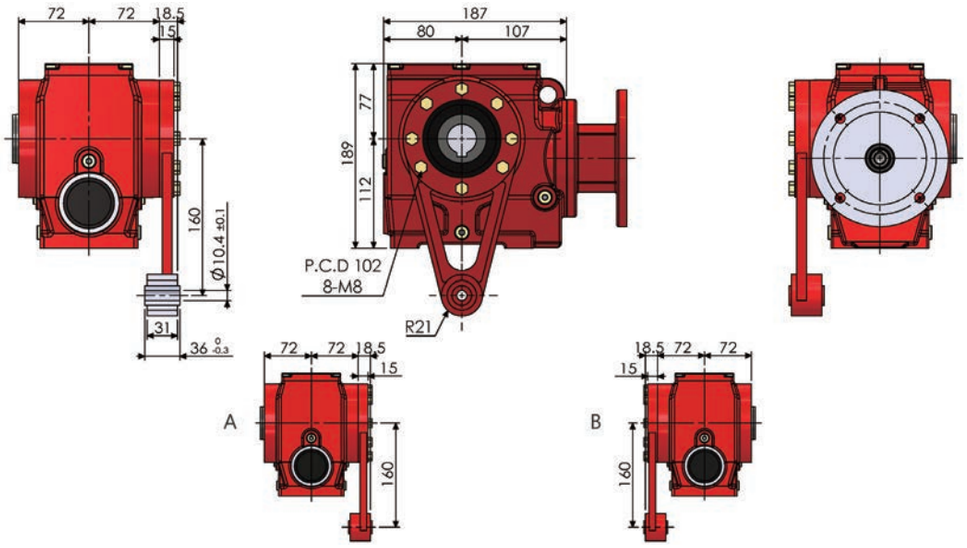

S57-RF17-AM

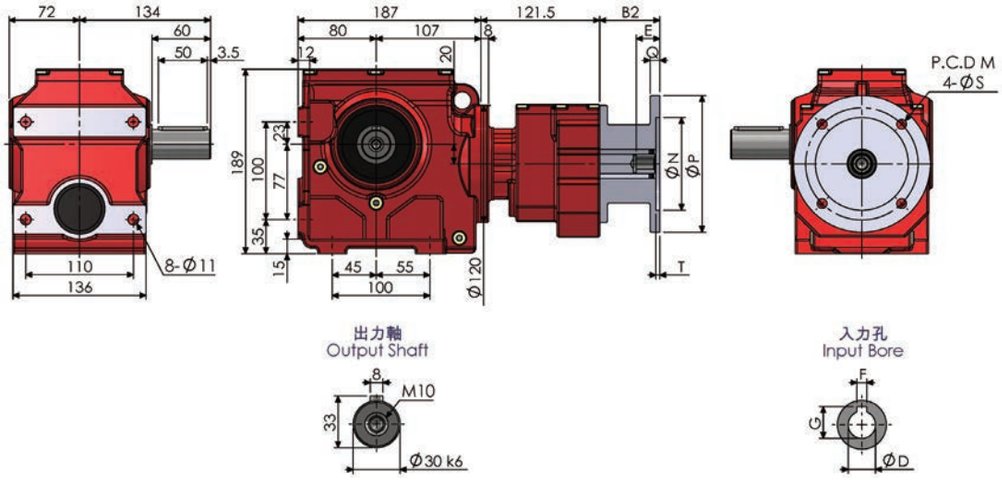

尺寸表 (單位：mm) Dimension (Unit：mm)											
AM	B2	E	M	N	P	Q	S	T	入力孔 Input Bore		
									D	F	G
63	61.5	24	115	95	140	10	10	4	11	4	12.8
71	61.5	31	130	110	160	10	10	4	14	5	16.3
80	80	41	165	130	200	12	12	4	19	6	21.8
90	80	51	165	130	200	12	12	4	24	8	27.3
100	98	61	215	180	250	15	14	4.5	28	8	31.3

NOTE

S67-AM

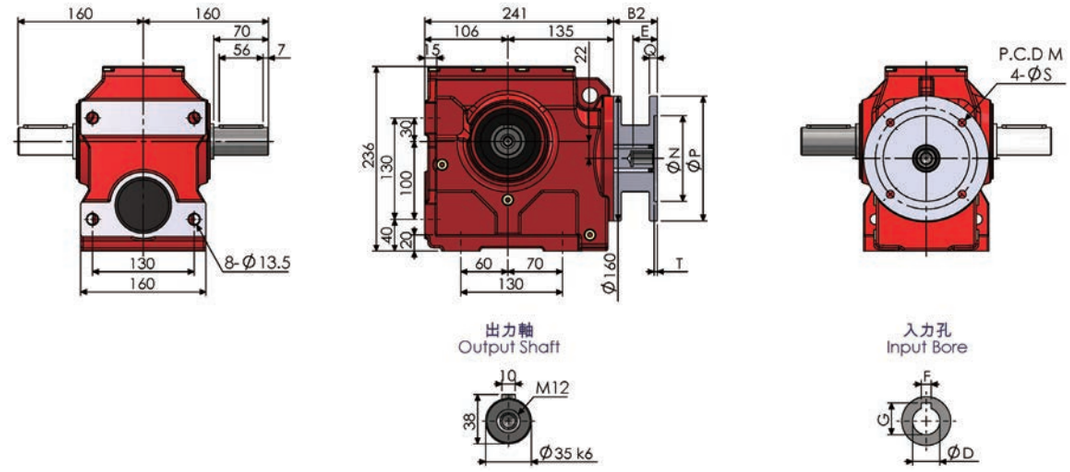

SF67-AM

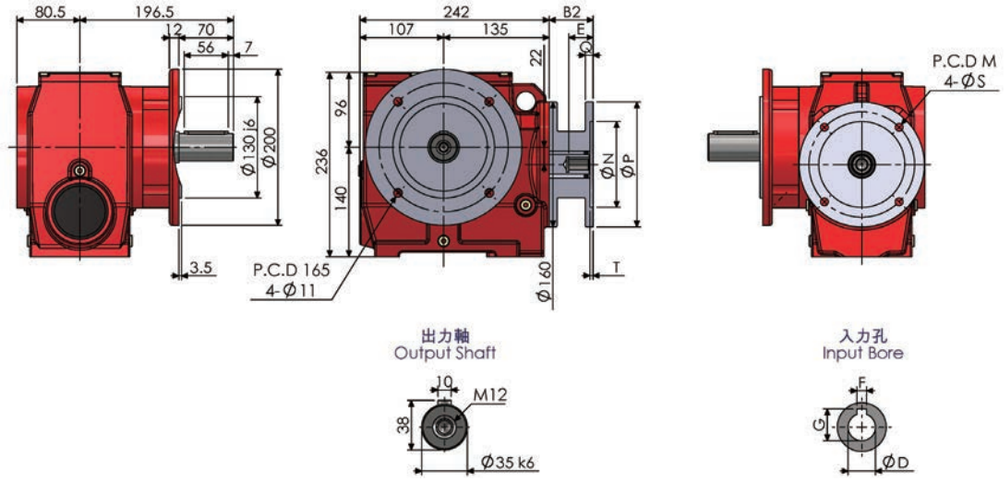

SA67-AM

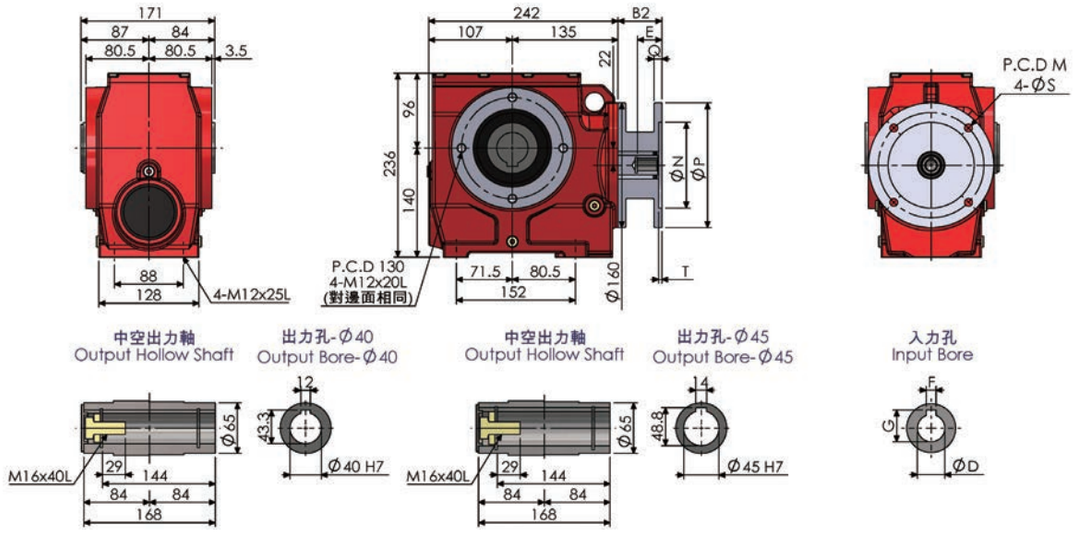

SAF67-AM

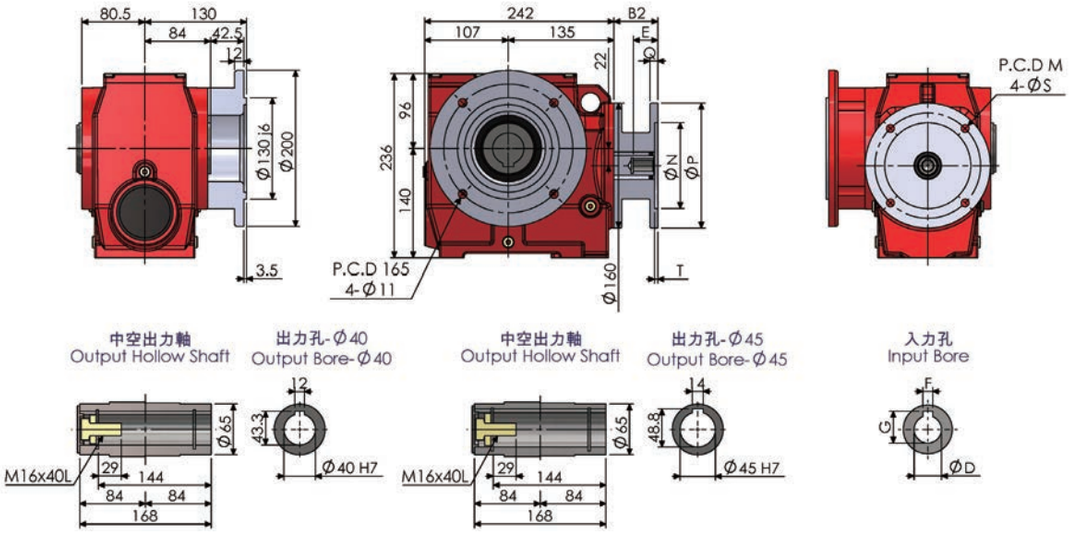

S67AD

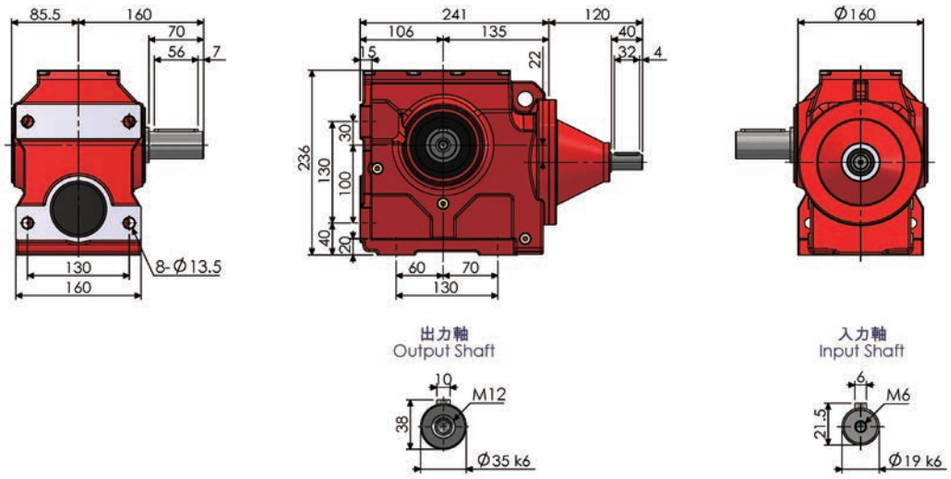

S67

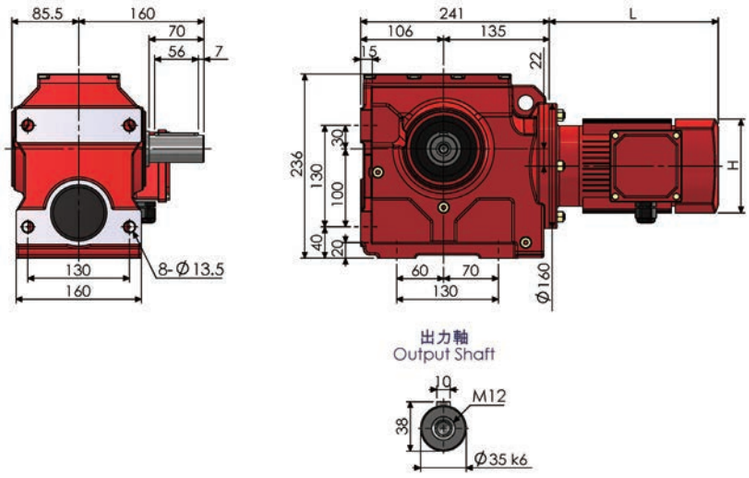

SA67T-AM

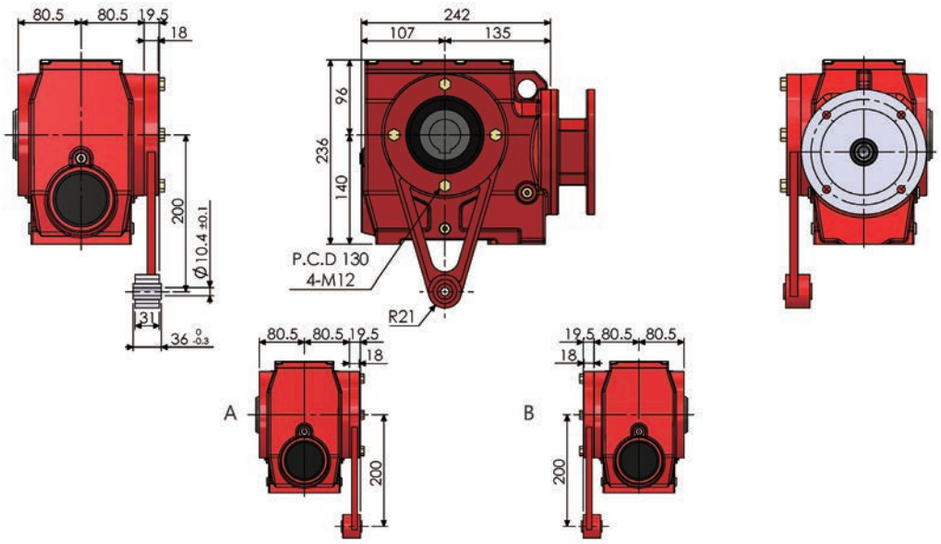

S67-RF37-AM

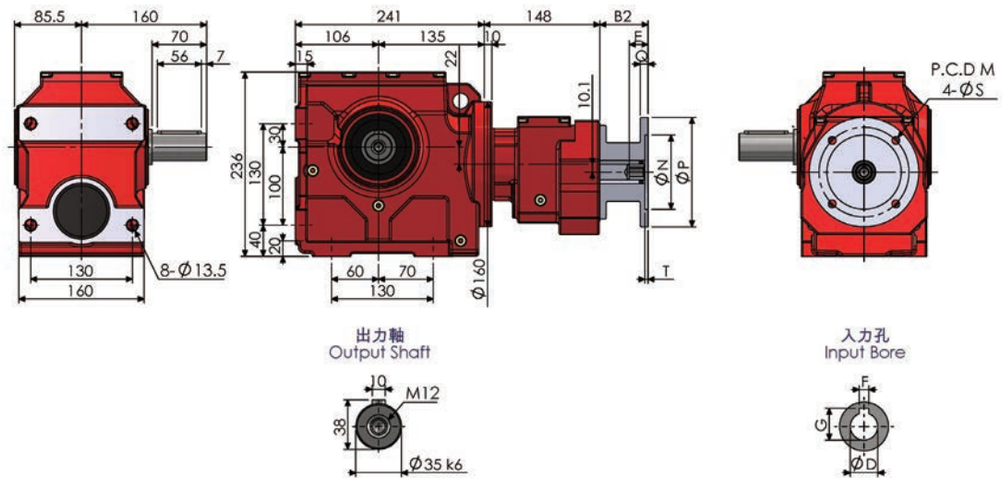

尺寸表 (單位：mm) Dimension (Unit：mm)											
AM	B2	E	M	N	P	Q	S	T	入力孔 Input Bore		
									D	F	G
63	56 (61.5)	24	115	95	140	10	10	4	11	4	12.8
71	56 (61.5)	31	130	110	160	10	10	4	14	5	16.3
80	74.5 (80)	41	165	130	200	12	12	4	19	6	21.8
90	74.5 (80)	51	165	130	200	12	12	4	24	8	27.3
100	90.5 (98)	61	215	180	250	15	14	4.5	28	8	31.3
112	90.5	61	215	180	250	15	14	4.5	28	8	31.3
132	123	81	265	230	300	16	14	4.5	38	10	41.8

括號內為 S67-RF37 雙段型斜齒輪減速機對應尺寸，入力法蘭規格為 AM63~AM100。
The number in ( ) is for Double Stages Dimension for S67-RF37, the input IEC Frame is AM63~AM100.

S77-AM

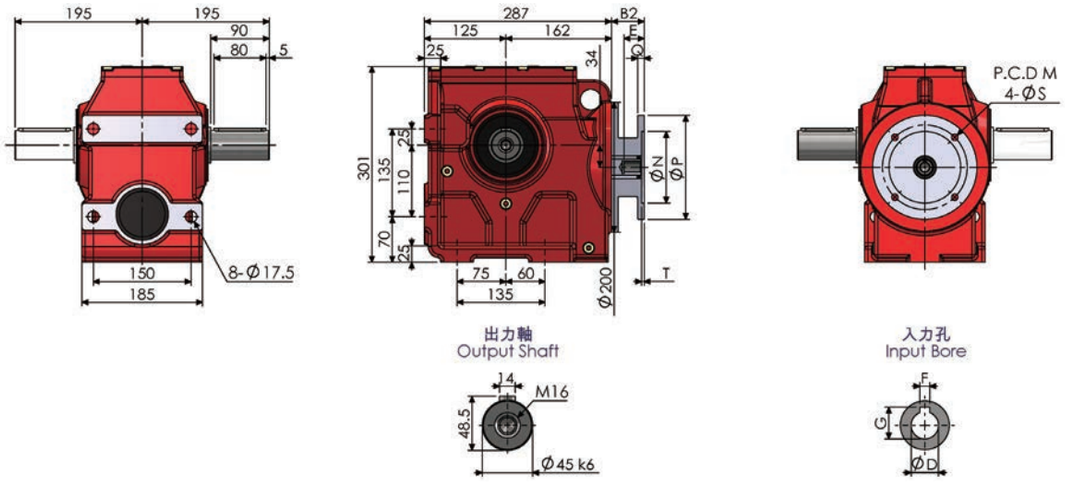

SF77-AM

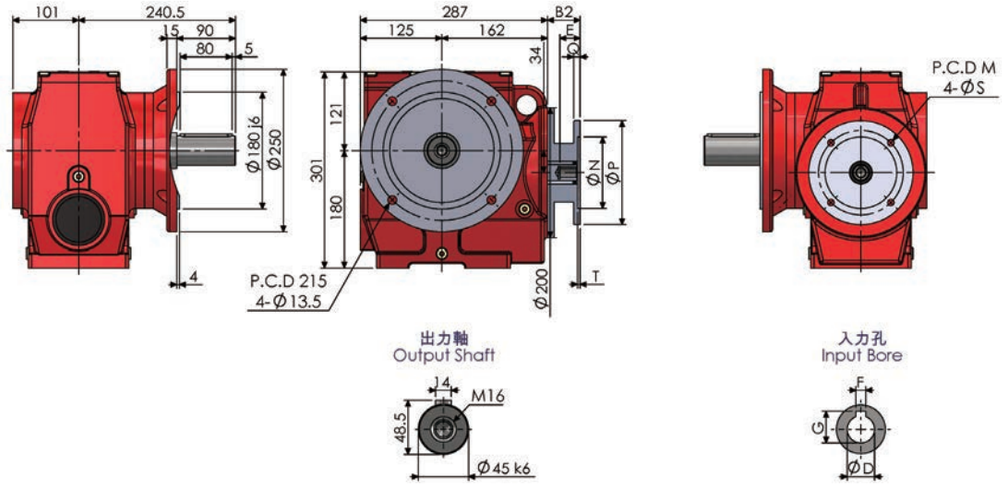

SA77-AM

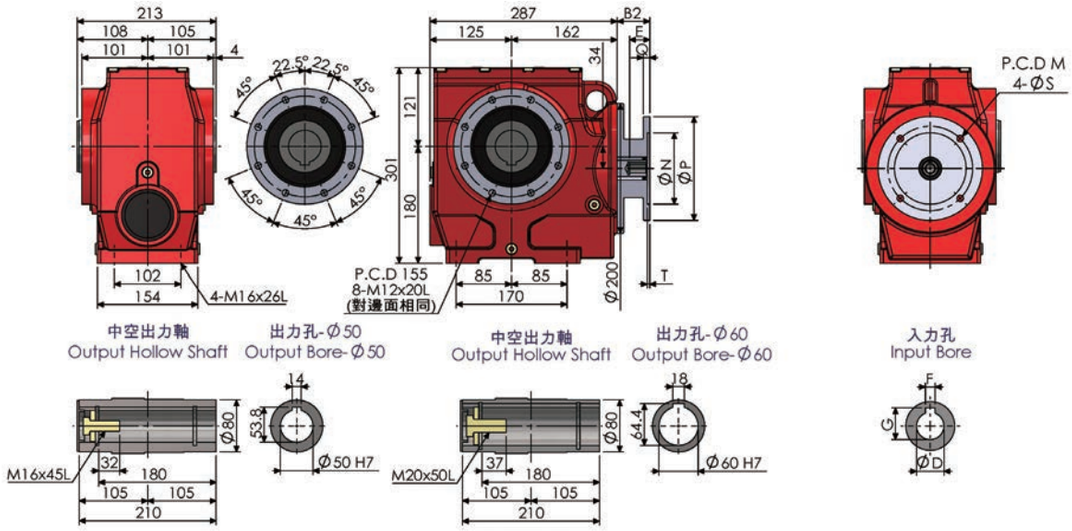

SAF77-AM

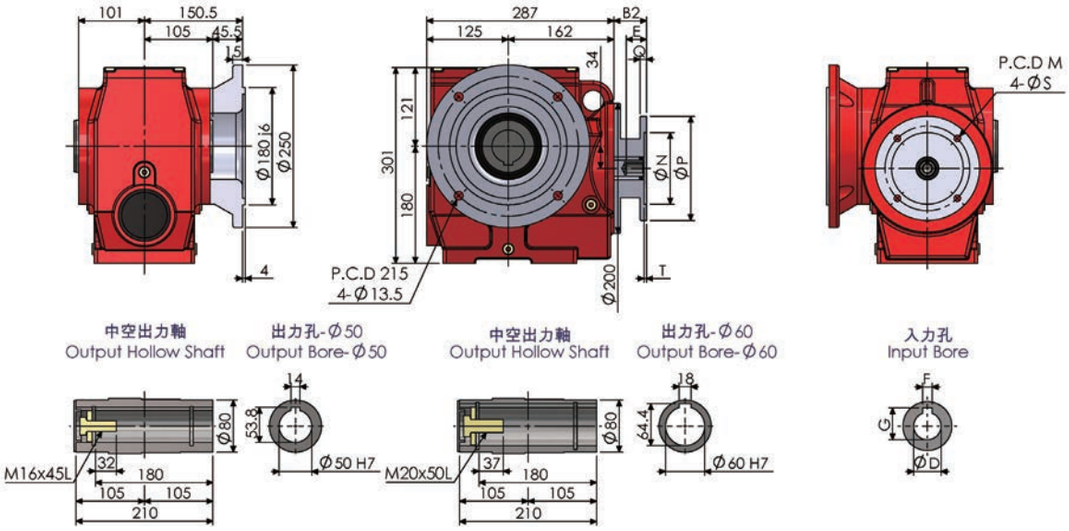

S77AD

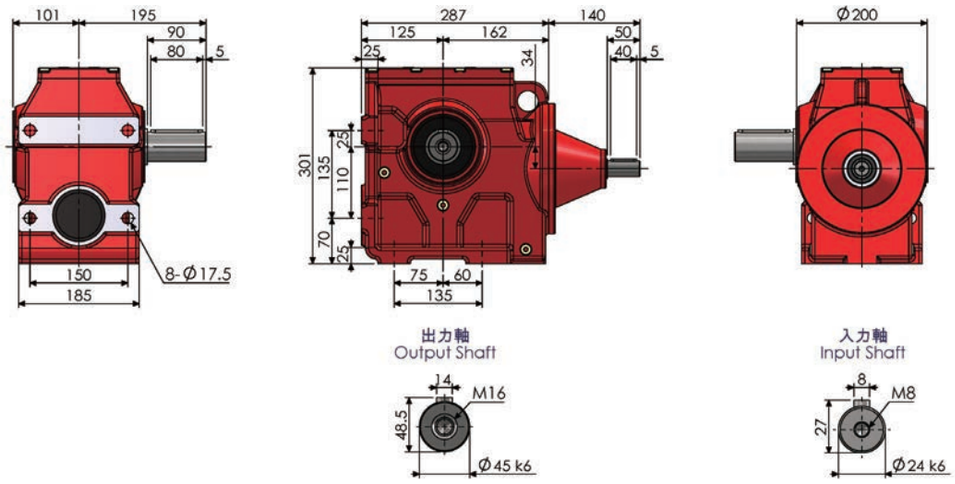

S77

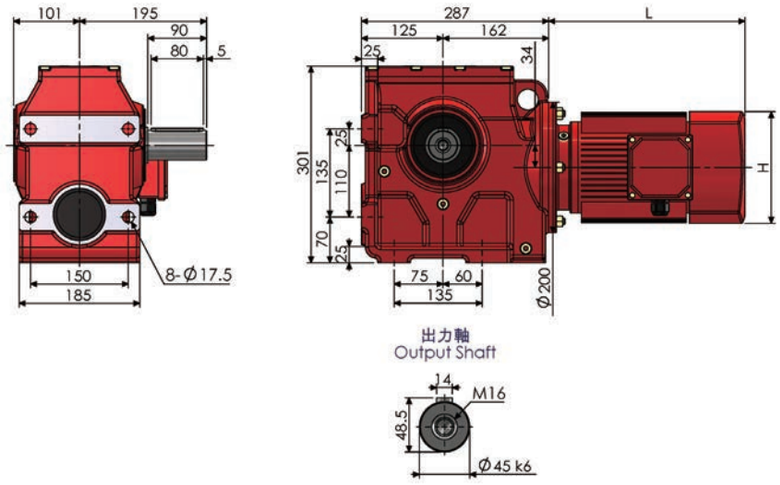

SA77T-AM

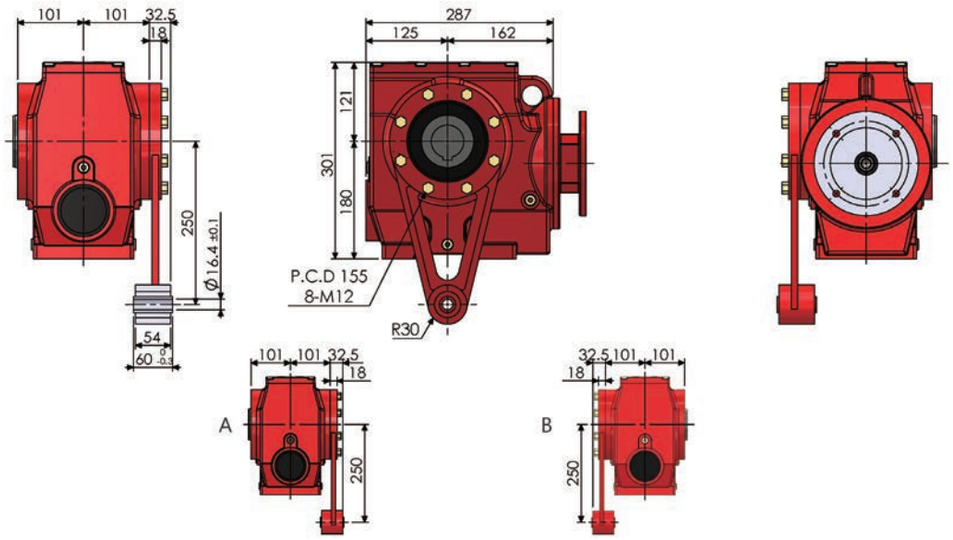

S77-RF37-AM

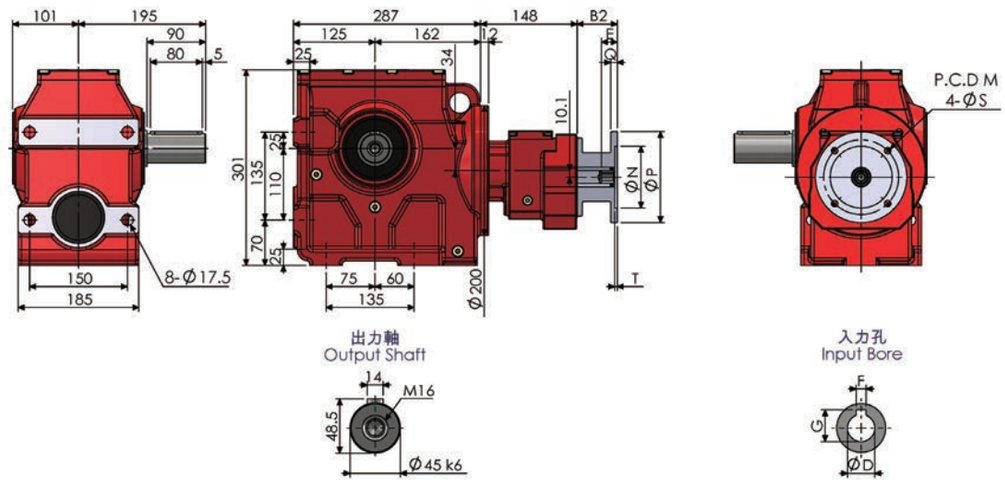

尺寸表 (單位：mm) Dimension (Unit：mm)											
AM	B2	E	M	N	P	Q	S	T	入力孔 Input Bore		
									D	F	G
63	50 (61.5)	24	115	95	140	10	10	4	11	4	12.8
71	50 (61.5)	31	130	110	160	10	10	4	14	5	16.3
80	68.5 (80)	41	165	130	200	12	12	4	19	6	21.8
90	68.5 (80)	51	165	130	200	12	12	4	24	8	27.3
100	82.5 (98)	61	215	180	250	15	14	4.5	28	8	31.3
112	82.5	61	215	180	250	15	14	4.5	28	8	31.3
132	111	81	265	230	300	16	14	4.5	38	10	41.8
160	152.5	111	300	250	350	18	18	6	42	12	45.3

括號內為 S77-RF37 雙段型斜齒輪減速機對應尺寸，入力法蘭規格為 AM63~AM100。
The number in ( ) is for Double Stages Dimension for S77-RF37, the input IEC Frame is AM63~AM100.

S87-AM

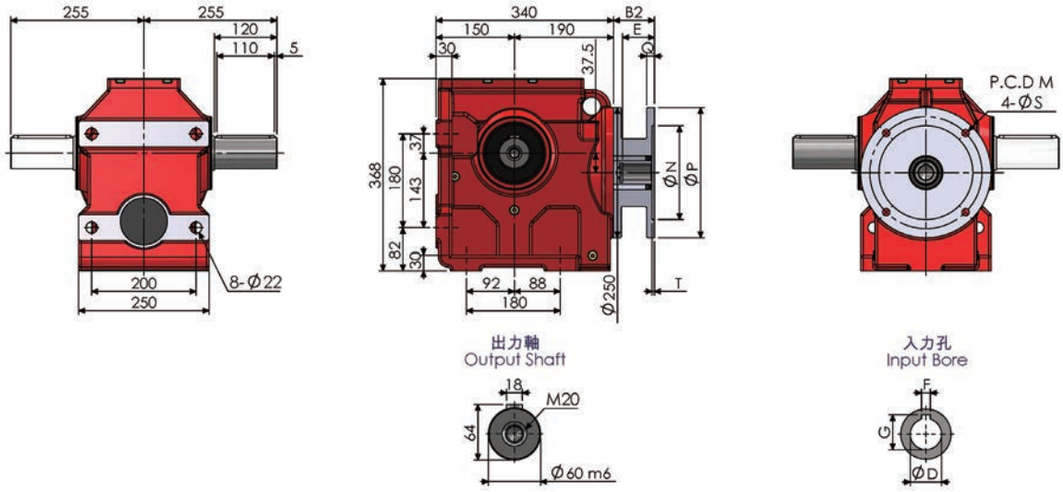

SF87-AM

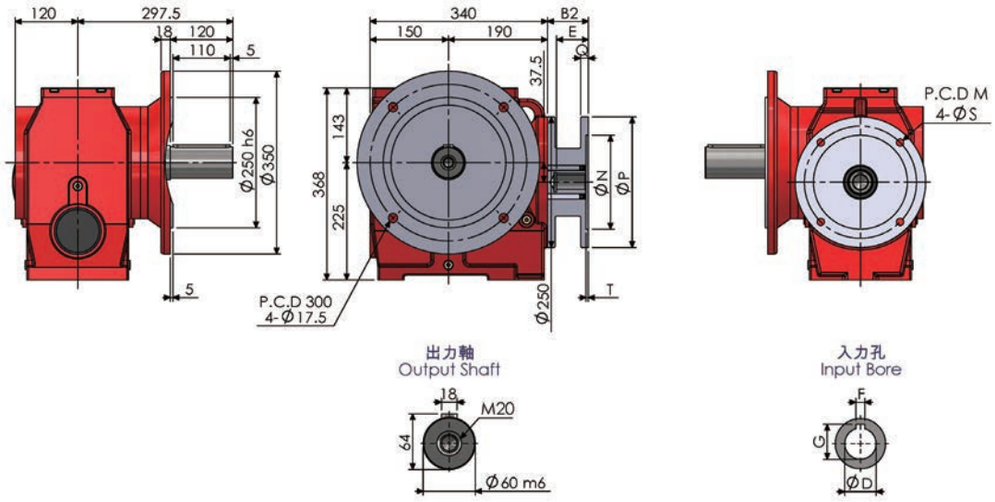

SA87-AM

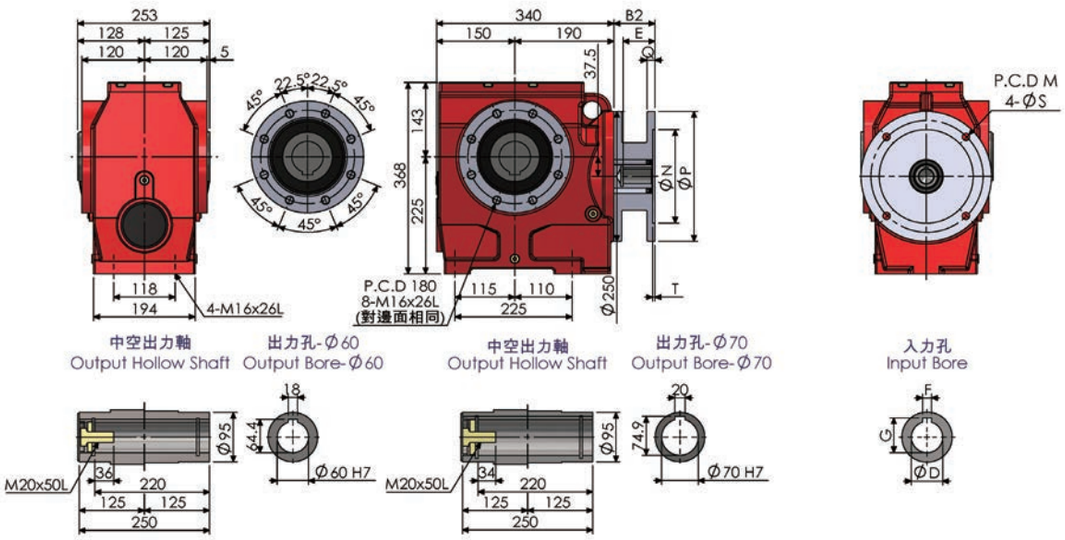

SAF87-AM

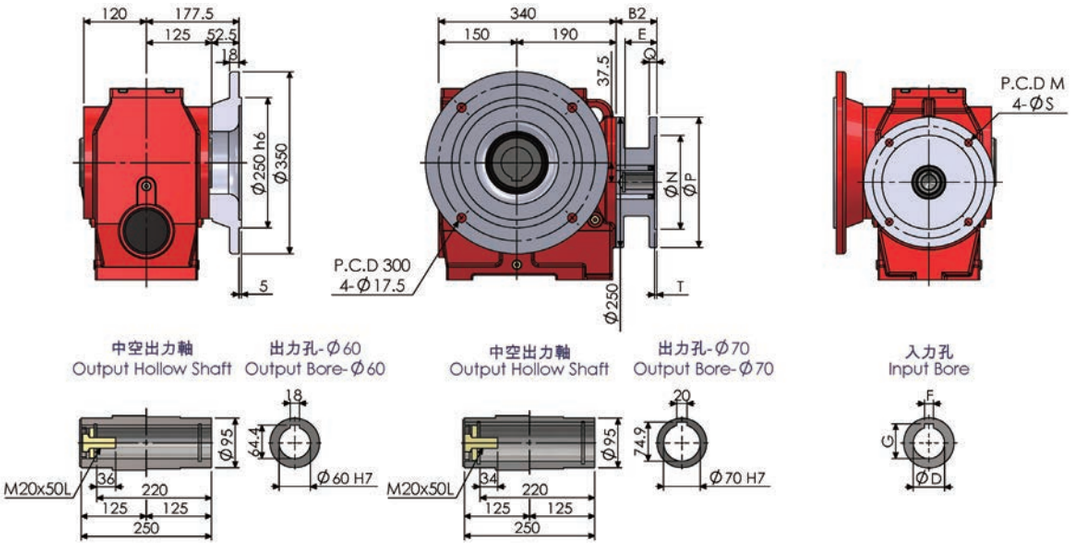

S87AD

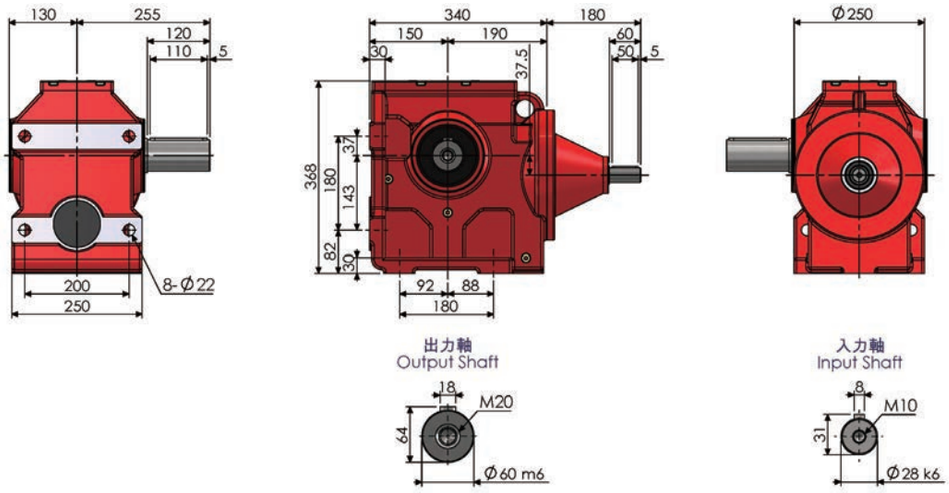

S87

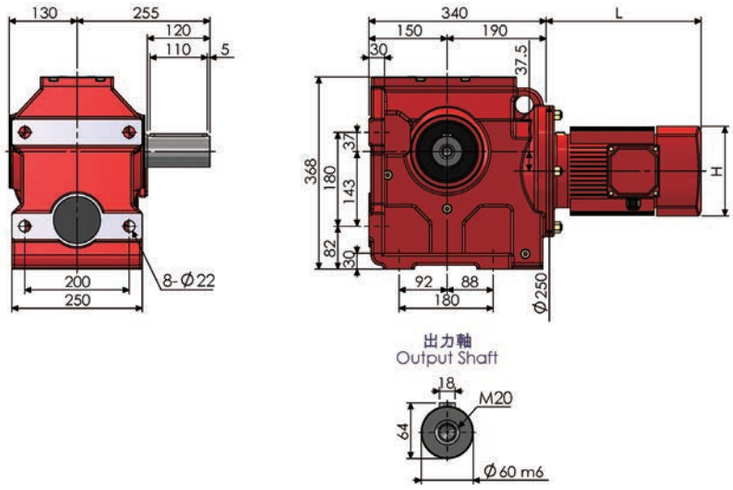

SA87T-AM

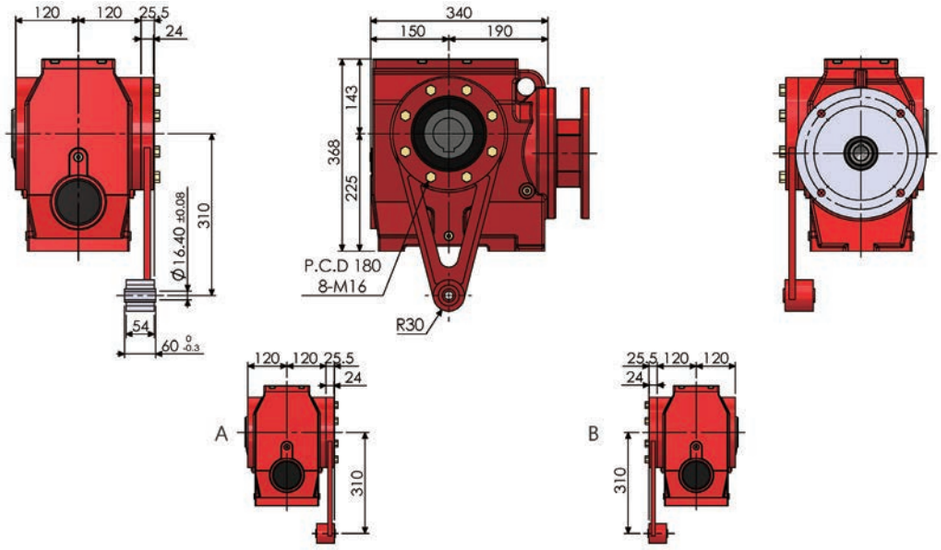

S87-RF57-AM

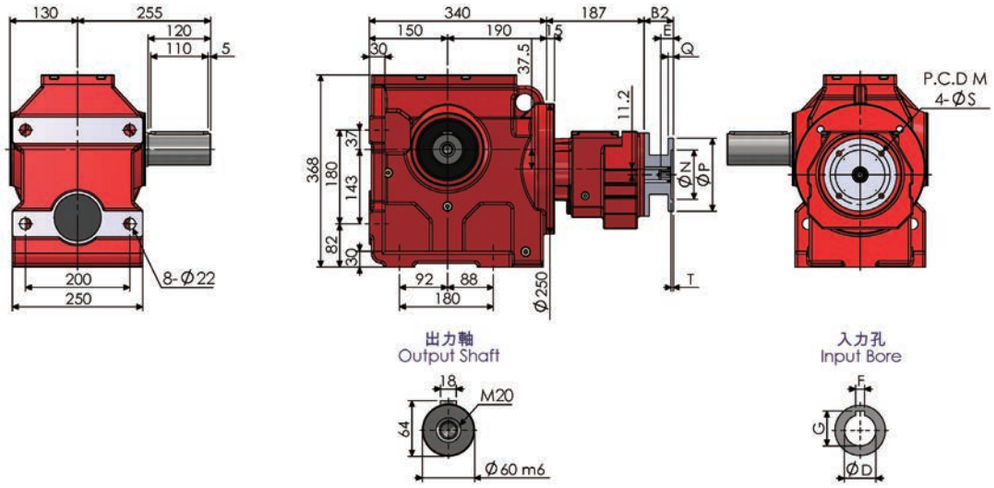

尺寸表 (單位：mm) Dimension (Unit：mm)											
AM	B2	E	M	N	P	Q	S	T	入力孔 Input Bore		
									D	F	G
(63)	(56)	(24)	(115)	(95)	(140)	(10)	(10)	(4)	(11)	(4)	(12.8)
(71)	(56)	(31)	(130)	(110)	(160)	(10)	(10)	(4)	(14)	(5)	(16.3)
80	63.5 (74.5)	41	165	130	200	12	12	4	19	6	21.8
90	63.5 (74.5)	51	165	130	200	12	12	4	24	8	27.3
100	78.5 (90.5)	61	215	180	250	15	14	4.5	28	8	31.3
112	78.5 (90.5)	61	215	180	250	15	14	4.5	28	8	31.3
132	106 (123)	81	265	230	300	16	14	4.5	38	10	41.8
160	147.5	111	300	250	350	18	18	6	42	12	45.3
180	147.5	111	300	250	350	18	18	6	48	14	51.8

括號內為 S87-RF57 雙段型斜齒輪減速機對應尺寸，入力法蘭規格為 AM63~AM132。
The number in ( ) is for Double Stages Dimension for S87-RF57, the input IEC Frame is AM63~AM132.

S97-AM

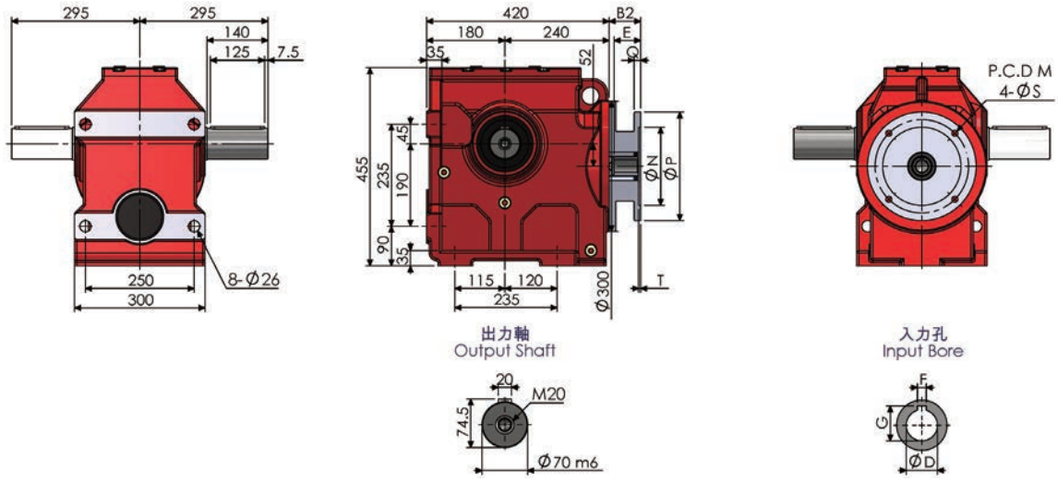

SF97-AM

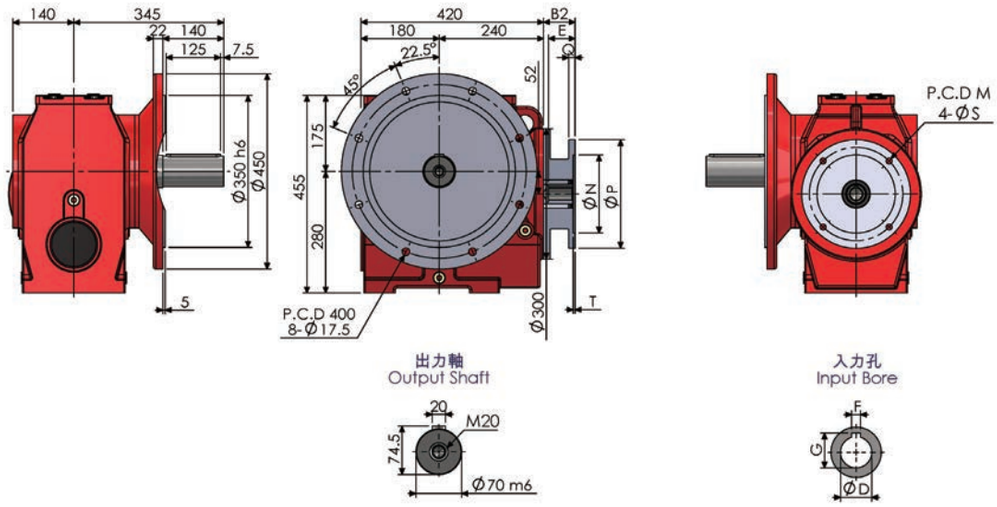

SA97-AM

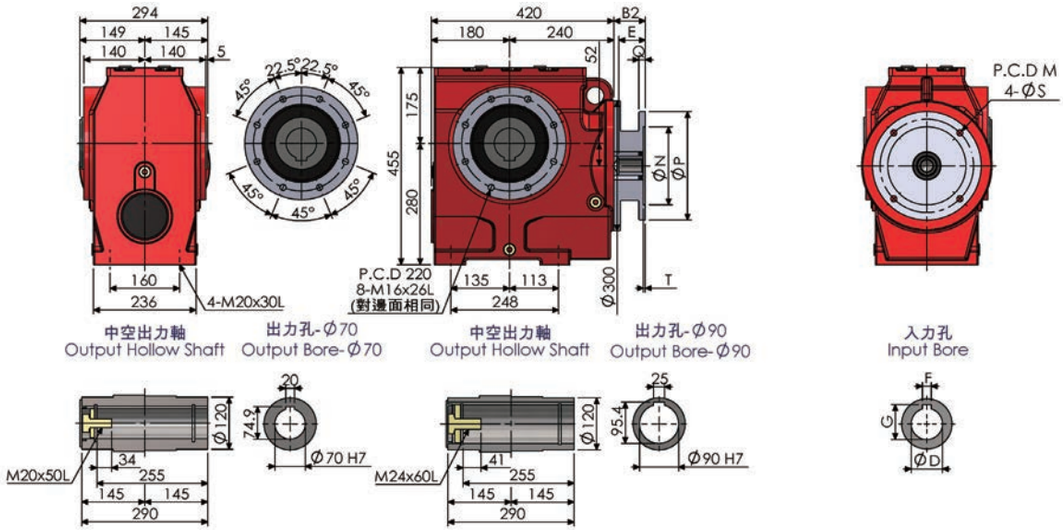

SAF97-AM

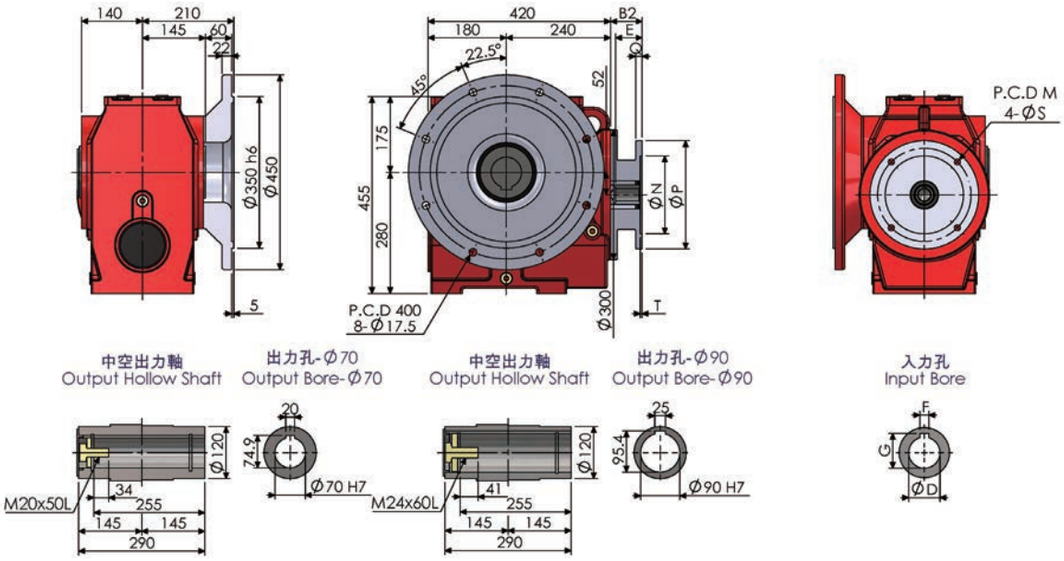

S97AD

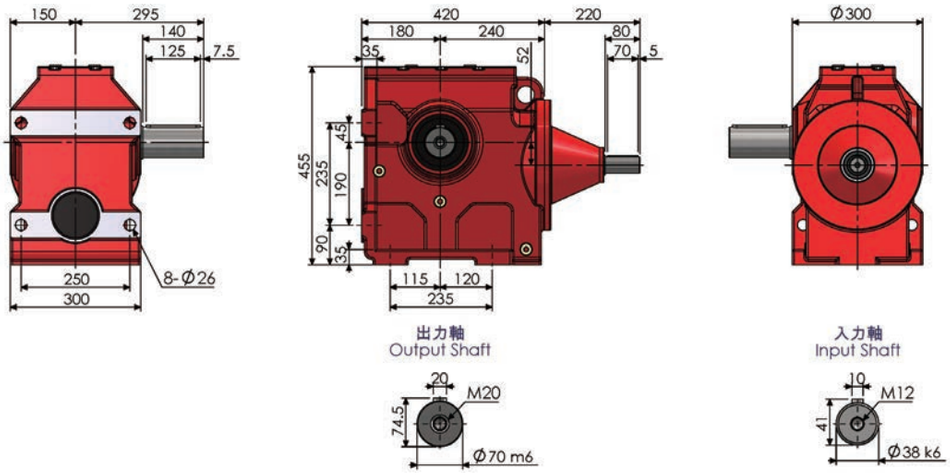

S97

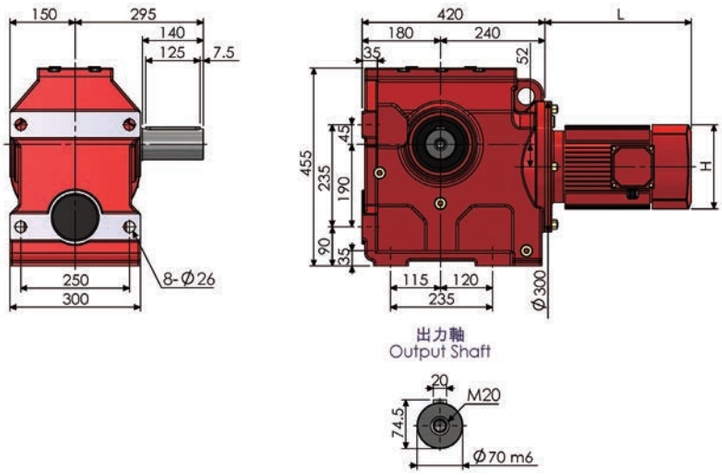

SA97T-AM

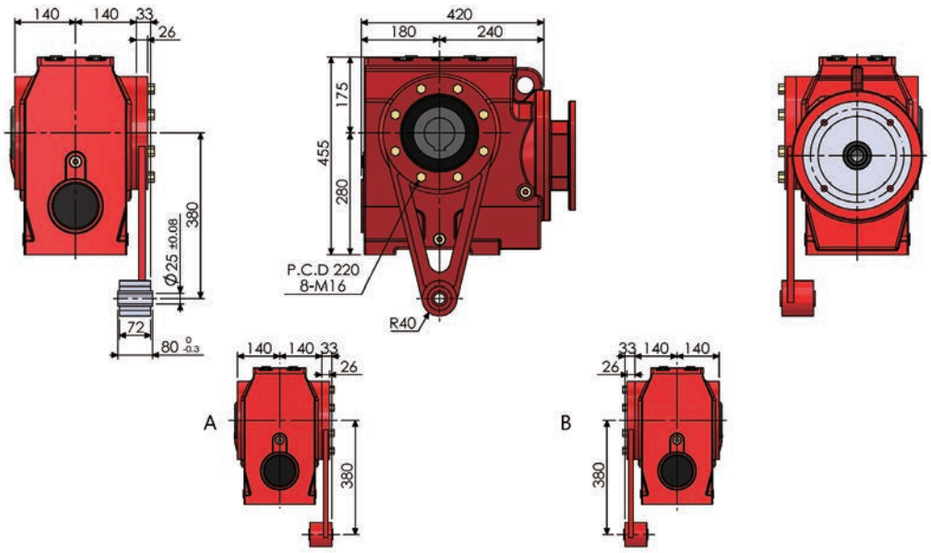

S97-RF57-AM

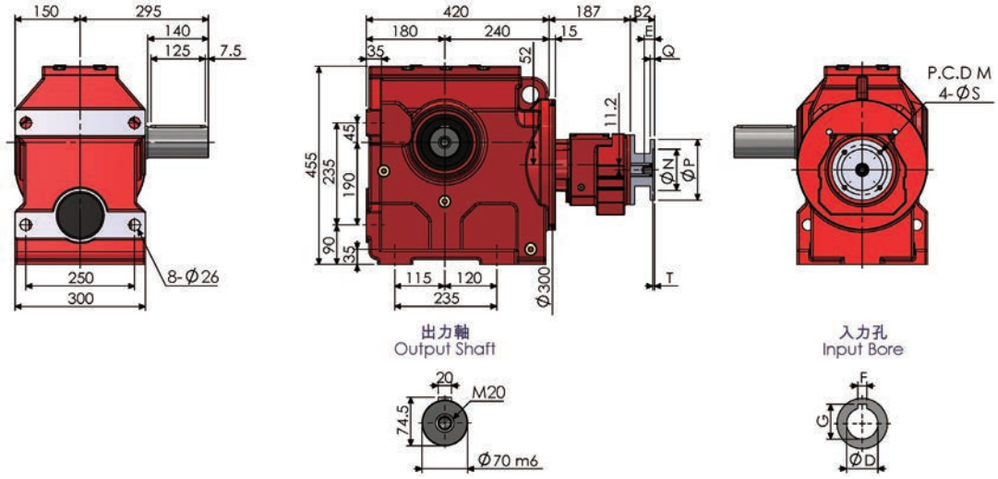

尺寸表 (單位：mm) Dimension (Unit：mm)											
AM	B2	E	M	N	P	Q	S	T	入力孔 Input Bore		
									D	F	G
(63)	(56)	(24)	(115)	(95)	(140)	(10)	(10)	(4)	(11)	(4)	(12.8)
(71)	(56)	(31)	(130)	(110)	(160)	(10)	(10)	(4)	(14)	(5)	(16.3)
(80)	(74.5)	(41)	(165)	(130)	(200)	12	(12)	(4)	(19)	(6)	(21.8)
90	57.5 (74.5)	51	165	130	200	12	12	4	24	8	27.3
100	72.5 (90.5)	61	215	180	250	15	14	4.5	28	8	31.3
112	72.5 (90.5)	61	215	180	250	15	14	4.5	28	8	31.3
132	101 (123)	81	265	230	300	16	14	4.5	38	10	41.8
160	142.5	111	300	250	350	18	18	6	42	12	45.3
180	142.5	111	300	250	350	18	18	6	48	14	51.8
200	144.5	111	350	300	400	20	18	6	55	16	59.3

括號內為 S97-RF57 雙段型斜齒輪減速機對應尺寸，入力法蘭規格為 AM63~AM132。
The number in ( ) is for Double Stages Dimension for S97-RF57, the input IEC Frame is AM63~AM132.

NOTE

NOTE

NOTE

NOTE

NOTE