K 系列 斜齒傘齒輪減速機 K series Helical Bevel Gear Reducer

- 產品示意圖
  Helical Bevel Gear Reducer Product's Type ---------- K01
- 簡介
  Characteristics Introduction ---------- K02-K03
- 斜齒傘齒輪減速機產品代碼說明
  Product Codes for Helical Bevel Gear Reducer ---------- K04
- 斜齒傘齒輪減速機系統分解圖
  System Drawing for Helical Bevel Gear Reducer ---------- K05
- 斜齒傘齒輪減速機安裝方式
  Mounting Positions for Helical Bevel Gear Reducer ---------- K06-K10
- 斜齒傘齒輪減速機減速機重量表及油量表
  Weight for Helical Bevel Gear Reducer and Oil Table ---------- K11
- 機型與使用安全係數對照表
  Model and Service factor select table ---------- K12-K55
- 斜齒輪減速機尺寸規範
  Helical Bevel Gear Reducer series dimension ----------K56-K101

產品型號示意圖 Product Type

K···AM

KA..B...AM

KF···AM

KAF···AM

KA···AM

K···AD

K···



K···R···

KA···T..AM···

斜齒傘齒輪減速機 - 簡介
Elucidation

性能特性 Characteristics

- 模組化設計為此減速機的特色，可以方便配合各種型式的馬達或採用其他動力輸入，同種機型可配用多種功率的馬達，也可以使用於各種機型之間的組合連接。
  Gear reducers are based on the building block design, so it's convenient for them to fit all types of motors or to connect with other power input. The same type of gear reducers can fit motors with different power, so that it's possible for different types of machines to combine or connect.
- 傳動效率高，單機型減速機效率高達 96%。
  High transmission efficiency. A single stage can reach a transmission efficiency as much as 96%.
- 傳動比劃分細，範圍廣，組合機型可以形成較大的傳動比，輸出轉速低。
  Precise division of transmission ratio with a wide range, The combination of Reducers can produce a larger transmission ratio at a low output rotational speed and larger torque.
- 安裝形式多樣，可選擇底座、B5 或 B14 法蘭安裝。
  Various ways of installation. Horizontal installation at any position or flanged installation.

場所條件 Working Environment

- 環境溫度，-40℃ ~50℃ . 0℃以下啟動時潤滑油要加熱到 0℃以上。
  Environment temperature-40℃ ~50℃ .The lubrication should be heated until above 0℃ if the machine works below 0℃ .
- 海拔不可超過 1000 公尺。
  The working place should be lower than 1000 meters above sea level.
- 輸入轉速不可大於 1800 rpm，齒輪最高圓周速度不超過 22m/s。
  The input rotational speed should not exceed 1800 rpm, The circumferential speed of the gear should not exceed 20m/s.
- 可用於正反運轉。
  Suitable for normal-reverse rotation.
- 無行業限制。
  Without industry limitation.
- 其他條件下使用，請與公司業務部門聯繫。
  Other conditions of installation, please contact with the business sector.

選型指南 Instructions for Selection

在確定使用係數之前，必須先確定一天的運行小時數，每小時的起停次數和負載類型，其中負載類型按下列公式計算。
Make sure daily operating time, the starting frequency and the load classifications before deciding the service factor.
The load classifications is calculated with the following formula.

選型指南 Instructions for Selection

< Ⅰ > 均勻負載，慣性加速係數≦ 0.2
Uniform load, mass acceleration factor ≦ 0.2
< Ⅱ > 中等沖擊負載，慣性加速係數≦ 3
Medium impact load, mass acceleration factor ≦ 3
< Ⅲ > 強烈沖擊負載，慣性加速係數≦ 10
Heavy shock load, mass acceleration factor ≦ 10
如果慣性加速係數 >10，請與公司業務部門聯繫。
If the inertial acceleration factor >10, please contact with the business sector.
實際的工況係數 (fA) 須滿足下式，使用係數 (fB) ≧工況係數 (Fa)
The actural operating mode factor (fA) should meet the following formula, service factor (Fb) ≧ operating mode factor (fA) .
使用係數 (fB) 在後面的選型參數表中列出。
The service factor (fB) is listed in the parameter selection list.

選型指南 Instructions for Selection

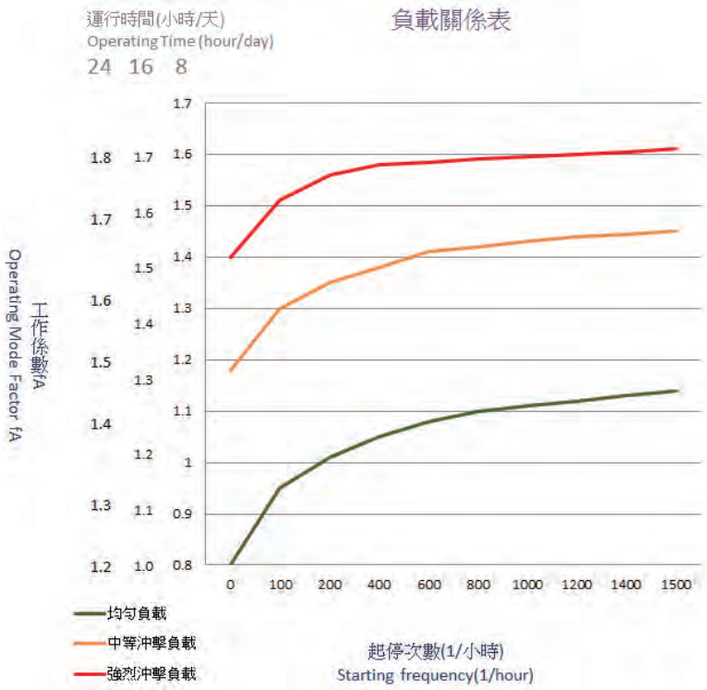

慣性加速係數 Mass acceleration factor = 所有外部轉動慣量 All external mass moments of inertia / 驅動電機轉動慣量 Mass moment of inertia on the motor end

斜齒傘齒輪減速機產品代碼說明
Product Codes for Helical Bevel Gear Reducer

K	-	A	-	47	-	B	-	AM	-	112	-	4	/	B	/	20.3	/	M2	-	A	-	V1
(1)		(2)		(3)		(4)		(5)		(6)		(7)		(8)		(9)		(10)		(11)		(12)

(1) 機型 Type	K 系列斜齒傘齒輪減速機代號 K- Helical Bevel Gear Reducer	
(2) 型號 Model	無代號表示為底座安裝 A 表示中空出力軸裝配型 F 表示為出力法蘭安裝型 AF 表示為中空出力軸與出力法蘭安裝	Non - Foot mounted install A - Hollow output shaft install F - Output flange install AF - Hollow output shaft & output flange install
(3) 規格 Code	37 47 57 67 77 87	97 107 127 157 167 187
(4) 安裝類型 Mounted	B 表示底座安裝 T 表示扭力臂安裝	B - Foot mounted T - Torque Arm mounted
(5) 入力型式 Input type	無代號表示馬達安裝 AM 入力法蘭 AD 標準入力軸	Non - With Motor AM - With input flange AD - With input shaft
(6) 馬達規格代號 Specification code of motor	馬達規格代號 (馬達中心高)	Motor IEC Frame
(7) 馬達級數 Pole number of motor	分為 2P、4P、6P、8P	Pole：2P 4P 6P 8P
(8) 剎車器 Brake	無代碼表示沒有剎車 B 代表有剎車裝配 <DC 或是 AC 剎車 >	Non - Standard motor type B - Brake available Type <DC or AC>
(9) 減速機減速比 Ratio	代表齒輪傳動比	Gear Ratio
(10) 安裝方位 Mounting position	M1 為安裝方位代號 無標示時，出廠安裝方位為 M1	The standard type is M1. Total have 6 mounting positions, please refer to page K06 to select.
(11) 出力部安裝方式 Output direction install	出力部可依照機構不同而有 A、B 向，詳細情況請參考 K09 頁 Output shaft have A and B direction, please refer to page K09	
(12) 接線盒位置 Terminal box position	馬達與接線盒位置可依照安裝方式之不同而調整，詳細情況請參考第 K06 頁 Motor and Terminal Box can adjust for mounting position, please refer to page K06	

斜齒傘齒輪減速機系統分解圖
Helical Bevel Gear Reducer System Drawing

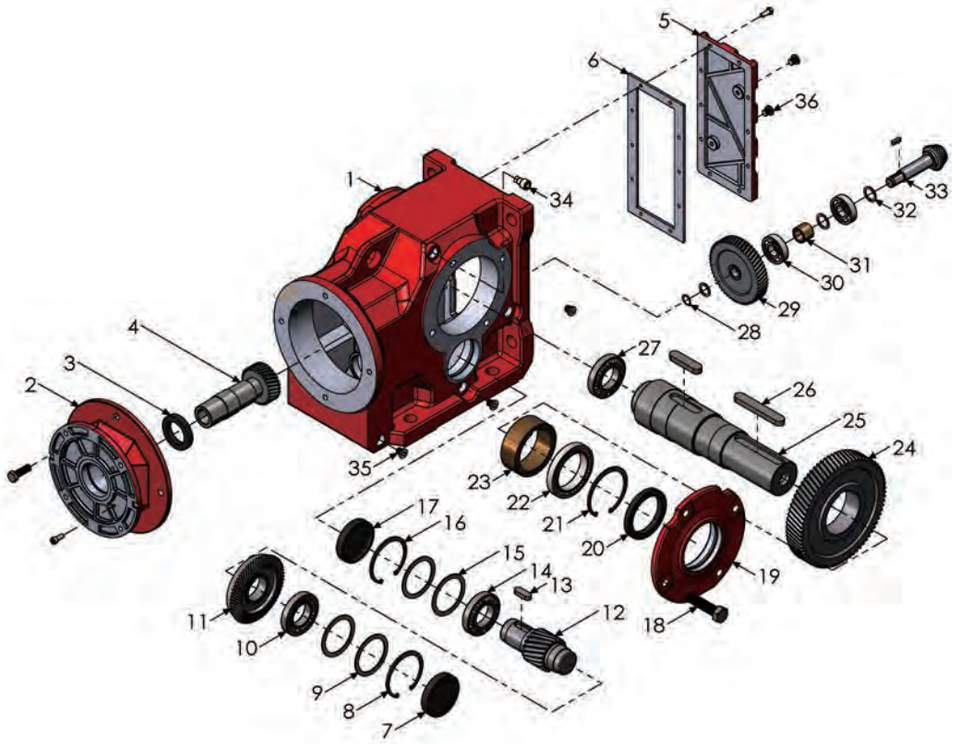

No.	零件名稱	Name of parts	No.	零件名稱	Name of parts
1	外殼	Case	21	扣環	Snap ring
2	入力法蘭	Input flange	22	軸承	Bearing
3	油封	Oil seal	23	套筒	Bush
4	第一段齒軸	1st Gear shaft	24	第三段齒輪	3rd Gear
5	外殼後蓋	Case cover	25	出力軸	Output shaft
6	麥拉	Spacer	26	鍵	Key
7	油封蓋	Oil seal cover	27	軸承	Bearing
8	扣環	Snap ring	28	扣環	Snap ring
9	墊圈	Spacer	29	第一段齒輪	1st Gear
10	軸承	Bearing	30	軸承	Bearing
11	第二段螺旋傘齒輪	2nd Spiral bevel gear	31	套筒	Bush
12	第三段齒軸	3rd Gear Shaft	32	墊片	Spacer
13	鍵	Key	33	第二段螺旋傘齒軸	2nd Spiral bevel gear shaft
14	軸承	Bearing	34	注油栓	Oil plug
15	墊圈	Washer	35	排油栓	Drain plug
16	扣環	Snap ring	36	排油栓	Drain plug
17	油封蓋	Oil seal cover			
18	外六角螺絲	Hexagon head bolt			
19	出力蓋	Output cover			
20	油封	Oil seal			

安裝方式
Mounting positions

斜齒輪減速機分為六種安裝方式，以下圖示闡述斜齒輪減速機常見的各種安裝型式。
Bevel helical gear reducer is divided into six kinds of installation,the following illustration describes bevel helical gear reducer commom variety of installation.

臥式 Horizontal type	倒掛式 Hang type	側壁式 Side wall type
M1	M3	M2 M4 M5 M6

K 系列 - 底座安裝型 FOOT MOUNTED	K 系列 - 出力法蘭安裝型 OUTPUT FLANGE MOUNTED
	

	V1- 上方 (270 °) Upper side	V2- 下方 (90°) Lower side	V3- 左方 (0 °) Left side	V4- 右方 (180°) Right side
馬達接線盒位置依風扇蓋配合出力軸（水平置）看線盒方向 View from Terminal Box and output shaft				
標準進線位置 View from Terminal Box	U	D	L	R
				

斜齒輪減速機分為六種安裝方式，以下圖示簡述斜齒輪減速機各種安裝方式與其五金零件方位之對應
Bevel helical gear reducer is divided into six mounting hardware components and their corresponding mounting position,the following brief illustration of various bevel helical gear reducer.

透氣蓋與加油孔 Ventilate plug and Oil filling hole　油鏡 Oil gauge　排油栓 Drain plug

K 系列 - 底座安裝型 K37~K157 FOOT MOUNTED K37~K157

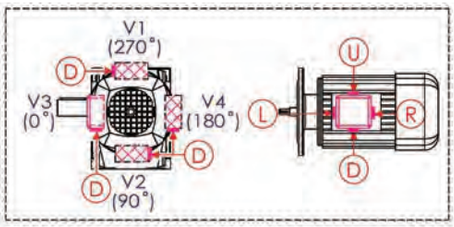

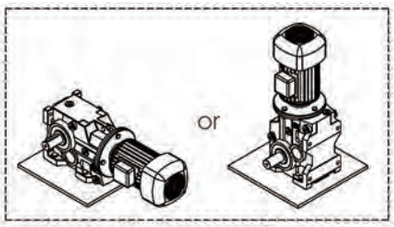

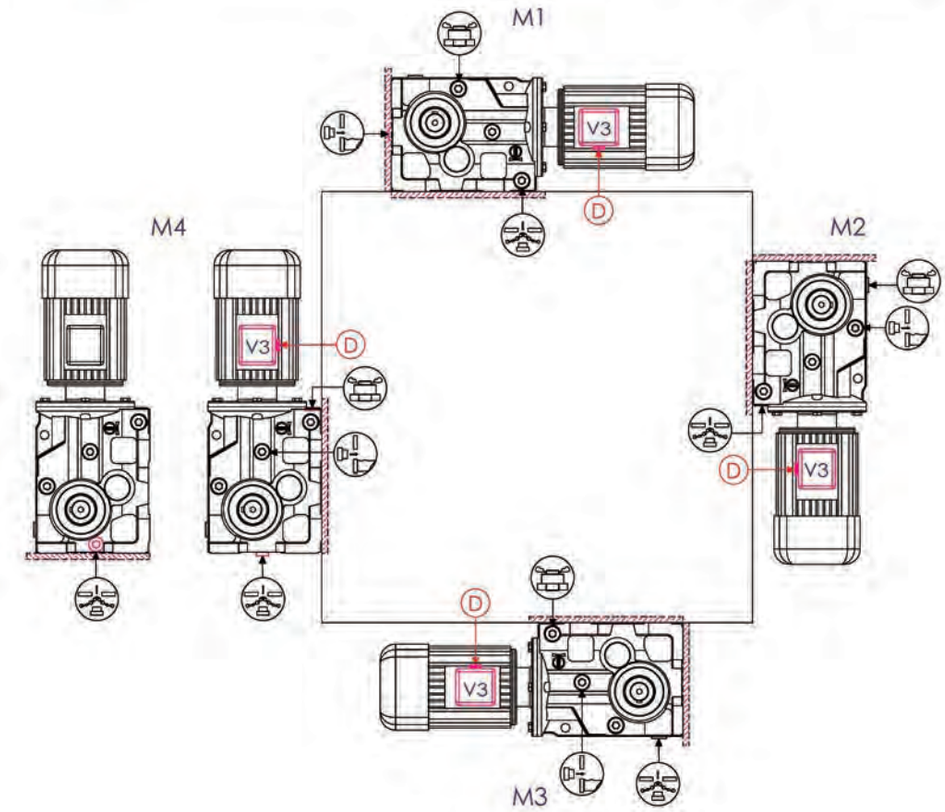

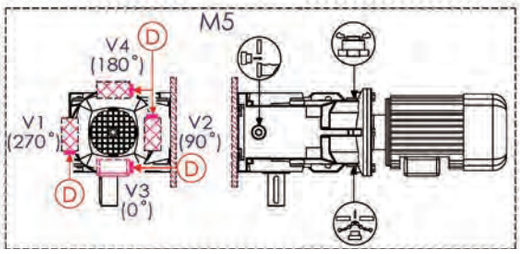

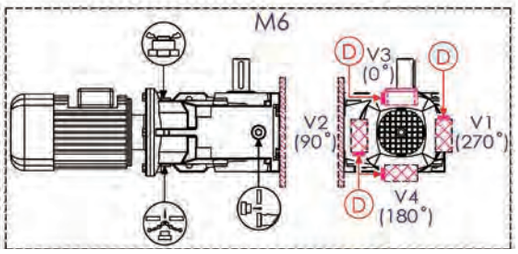

斜齒傘齒輪減速機 Helical Bevel Gear Reducer

斜齒輪減速機分為六種安裝方式，以下圖示簡述斜齒輪減速機各種安裝方式與其五金零件方位之對應
Bevel helical gear reducer is divided into six mounting hardware components and their corresponding mounting position,the following brief illustration of various bevel helical gear reducer.

透氣蓋與加油孔 Ventilate plug and Oil filling hole　油鏡 Oil gauge　排油栓 Drain plug

K 系列 - 底座安裝型 K167~K187 FOOT MOUNTED K167~K187

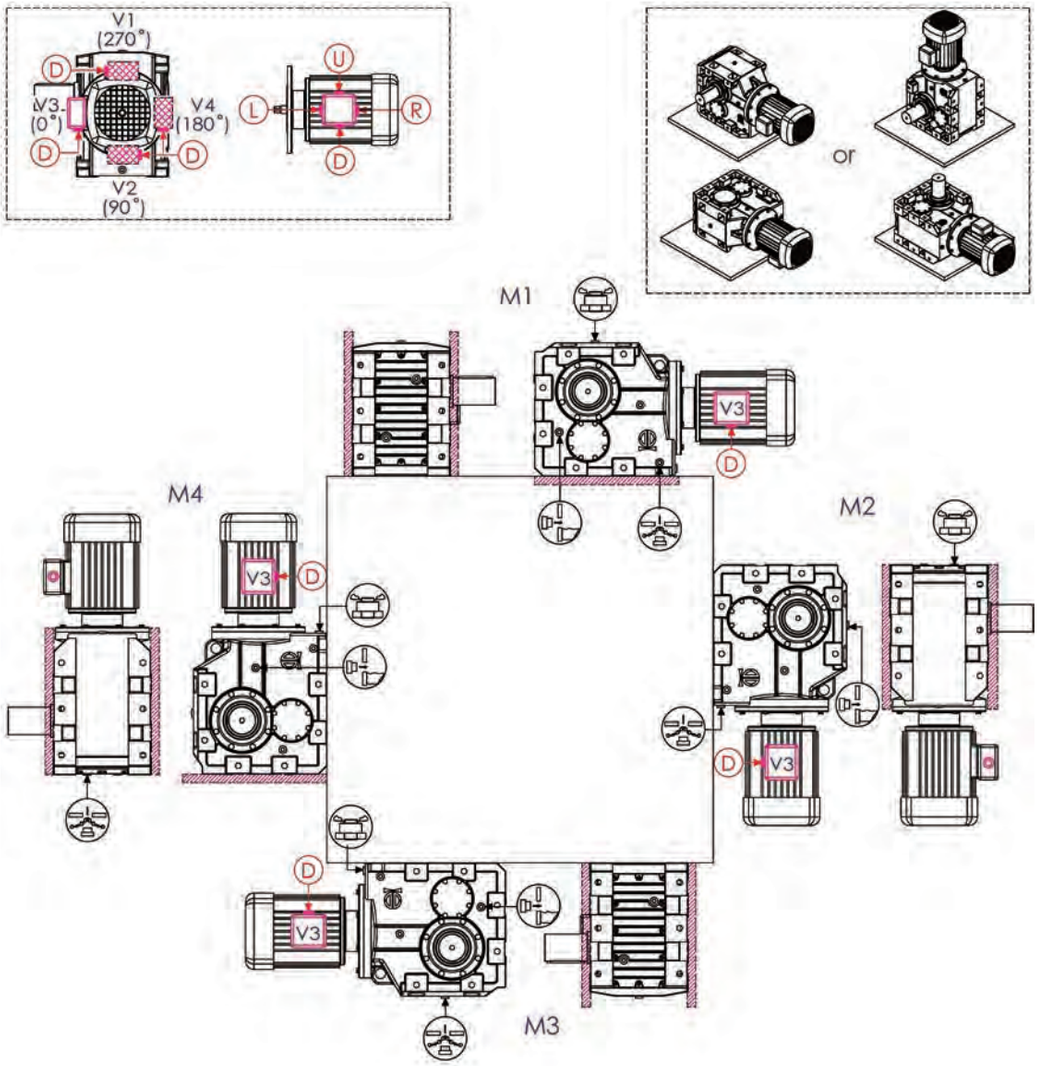

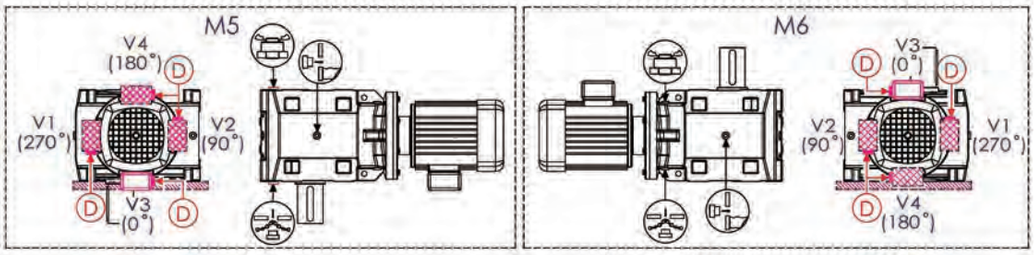

斜齒輪減速機分為六種安裝方式，以下圖示簡述斜齒輪減速機各種安裝方式與其五金零件方位之對應
Bevel helical gear reducer is divided into six mounting hardware components and their corresponding mounting position, the following brief illustration of various bevel helical gear reducer.

透氣蓋與加油孔 Ventilate plug and Oil filling hole　油鏡 Oil gauge　排油栓 Drain plug

K 系列 - 出力法蘭安裝型 K37~K157 OUTPUT FLANGE MOUNTED K37~K157

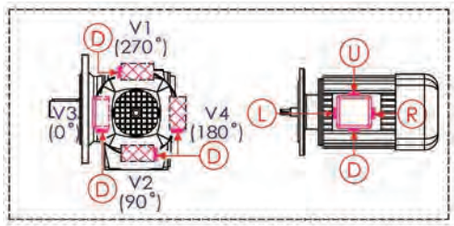



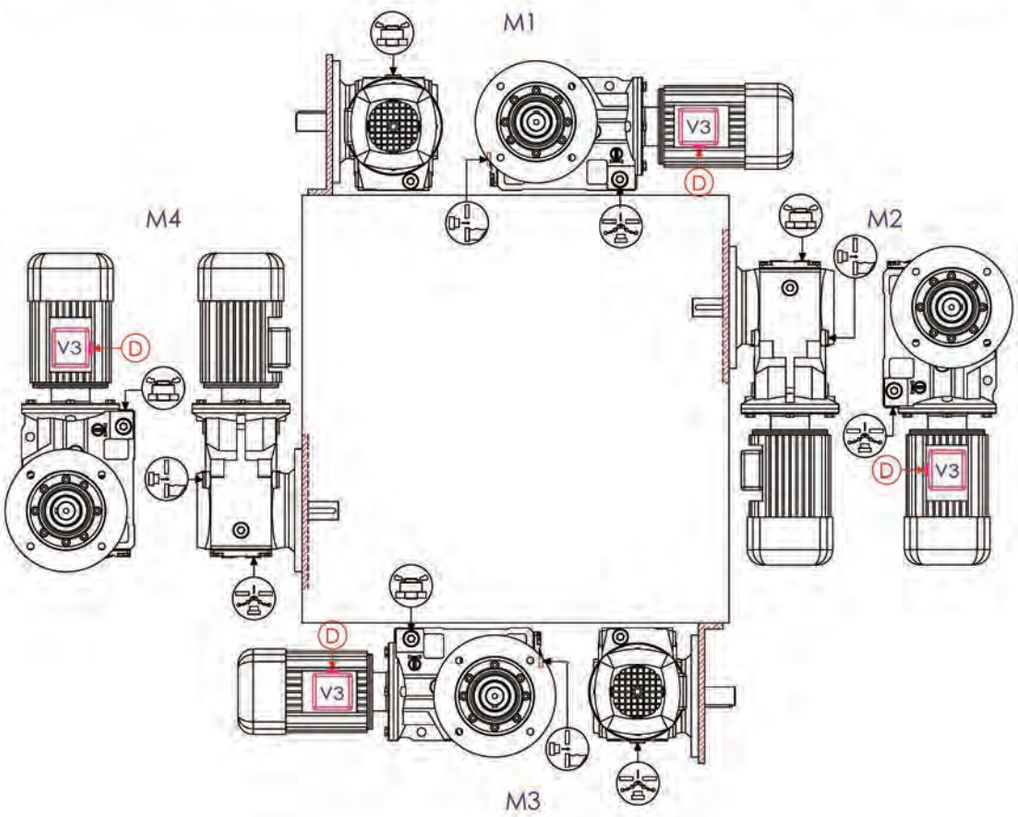

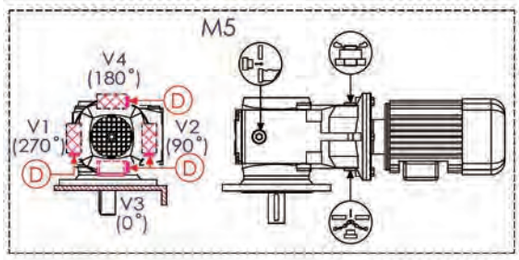

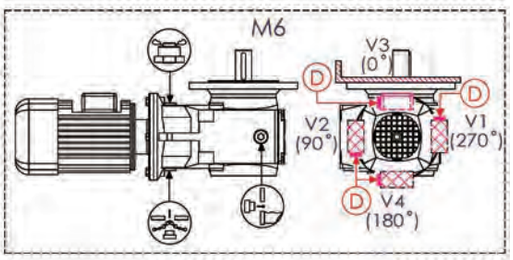

斜齒傘齒輪減速機 Helical Bevel Gear Reducer

斜齒輪減速機分為六種安裝方式，以下圖示簡述斜齒輪減速機各種安裝方式與其五金零件方位之對應
Bevel helical gear reducer is divided into six mounting hardware components and their corresponding mounting position, the following brief illustration of various bevel helical gear reducer.

透氣蓋與加油孔 Ventilate plug and Oil filling hole　油鏡 Oil gauge　排油栓 Drain plug

K 系列 - 扭力臂安裝型 K37~K157 TORQUE ARM MOUNTED K37~K157

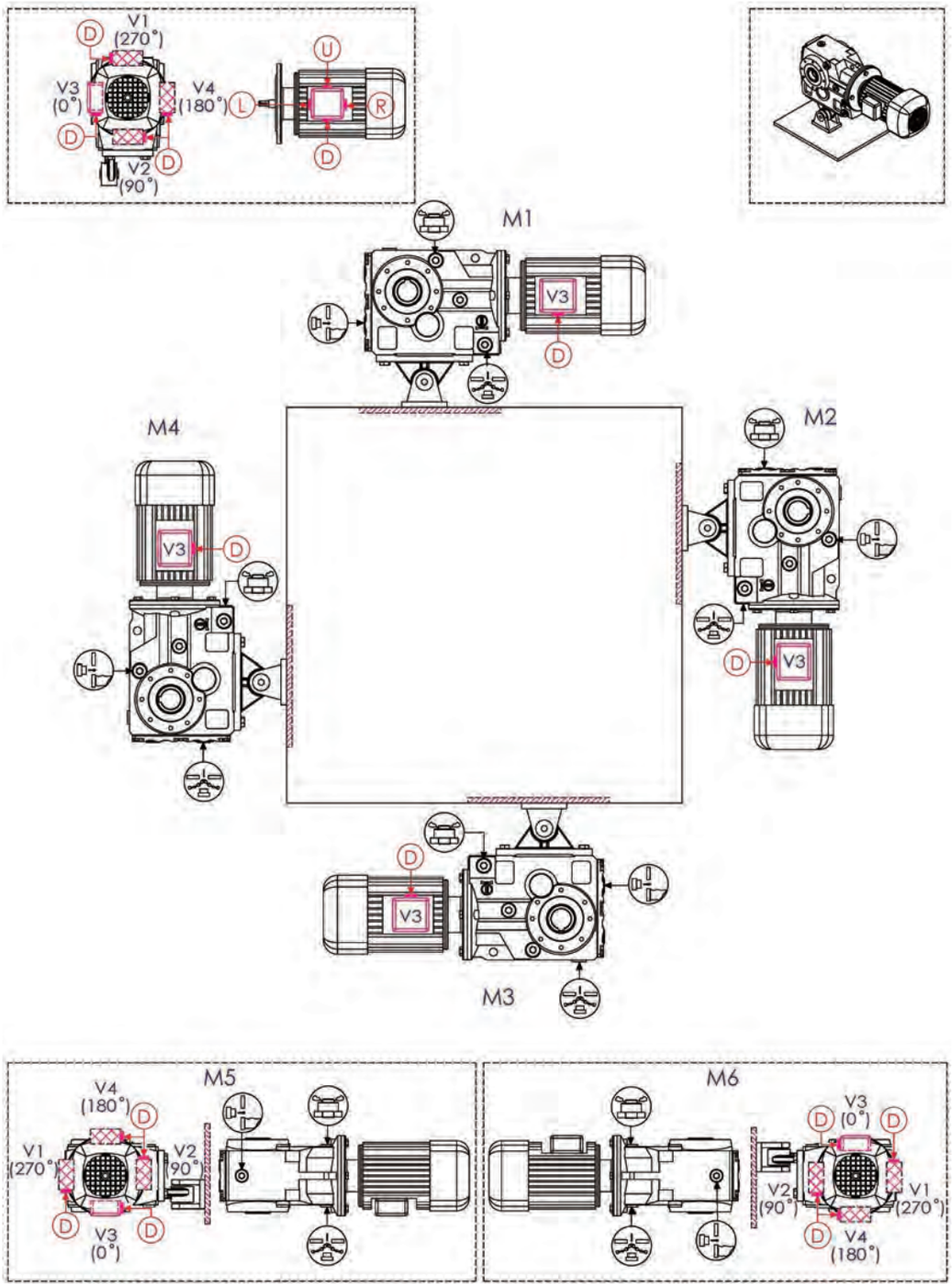

Direction of Output shaft 出力軸配置

標準出力軸型 Output shaft		中空出力軸型 Hollow shaft	
A	B	A	B
			

出力法蘭型 Output flange		扭力臂型 Torque arm	
A	B	A	B
		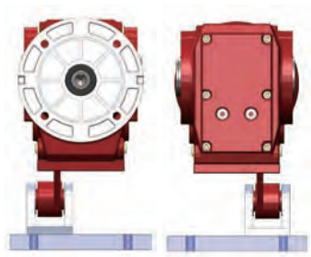	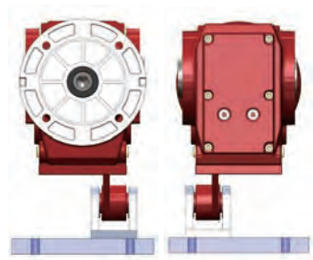

K 系列油量表 (單位：l) K series oil capacity table (Unit: l)

機型 /Type		K37	K47	K57	K67	K77	K87	K97	K107	K127	K157	K167	K187
安裝方式	M1	0.4	0.6	1.1	1.1	1.9	3.2	6.1	6.5	10.8	17.2	31.0	56.0
	M2	0.8	0.9	2.1	2.2	3.6	7.0	12.2	13.2	21.3	34.4	88.0	155.0
	M3	0.9	1.0	2.3	2.4	3.9	7.6	13.7	16.0	22.6	36.0	88.0	155.0
	M4	1.2	1.4	2.8	3.2	5.2	9.5	17.5	21.0	27.7	50.0	110.0	190.0
	M5	0.9	1.1	2.4	2.5	3.7	6.8	13.7	15.0	20.5	32.2	75.0	120.0
	M6	0.9	1.1	2.2	2.5	3.9	7.0	14.0	15.0	21	34.4	75.0	120.0

K 系列重量表 (單位：KG) F series weight table (Unit: KG)

機型 /Type	K37	K47	K57	K67	K77	K87	K97	K107	K127	K157	K167	K187
重量 /Weight	13.0	22.0	29.0	33.0	45.0	81.0	150.0	230.0	420.0	680.0	1050.0	1650.0
備註 Note	此重量表僅為減速機重量 (不含油量)，若選購入力軸、入力法蘭規範，請以表內數字加 10% 重量。若選備馬達安裝，重量請洽詢業務人員。 The table only for Gear Reducer, without oil weight. Please add 10% weight if you select input shaft or input flange. If you select Motor installation, please get the weight from sale Dept.											

機型與使用安全係數對照表
Model and Service factor select table

輸出轉速 Output speed (r/min)	輸出轉矩 Output torque (N.M)	傳動比 Ratio (i)	使用係數 Service factor	機型 Type	馬達級數 Motor pole
0.12 KW					
0.08	11800	17500	1.1		
0.09	10700	16006	1.2		
0.09	9880	14975	1.3	K127 R77	4P
0.11	8010	12440	1.6	KF127 R77	
0.13	6920	10915	1.9	KA127 R77	
0.14	6320	9819	2.1	KAF127 R77	
0.16	5220	8443	2.5		
0.18	4820	7428	2.7		
0.10	9590	14311	0.85		
0.11	8060	12211	1.00		
0.13	6930	10677	1.15		
0.14	6280	9524	1.25	K107 R77	
0.17	5410	8328	1.50	KF107 R77	4P
0.19	4720	7270	1.70	KA107 R77	
0.22	3760	6184	2.10	KAF107 R77	
0.24	3320	5662	2.40		
0.27	3020	5138	2.70		
0.32	2700	4359	3.00		
0.17	5310	8054	0.80		
0.20	4350	6970	1.00		
0.23	3890	6027	1.10		
0.26	3560	5391	1.20		
0.30	2950	4669	1.45		
0.34	2640	4082	1.65		
0.39	2320	3583	1.85	K97 R57	
0.44	2040	3108	2.10	KF97 R57	4P
0.50	1720	2757	2.50	KA97 R57	
0.57	1580	2419	2.70	KAF97 R57	
0.65	1370	2123	3.20		
0.74	1220	1856	3.50		
0.85	1000	1625	4.30		
0.96	860	1430	5.00		
1.10	830	1261	5.20		
1.20	725	1102	5.90		
0.26	3380	5240	0.80		
0.30	2850	4562	0.95		
0.34	2610	4037	1.05		
0.38	2330	3609	1.15		
0.44	1990	3107	1.35		
0.51	1700	2728	1.60		
0.58	1500	2371	1.80	K87 R57	
0.66	1380	2088	1.95	KF87 R57	4P
0.74	1220	1854	2.20	KA87 R57	
0.83	1090	1657	2.50	KAF87 R57	
0.97	930	1415	2.90		
1.10	800	1229	3.40		
1.30	695	1078	3.90		
1.50	585	951	4.60		
1.60	505	837	5.40		
1.90	435	726	6.20		
0.51	1790	2717	0.85		
0.58	1510	2370	1.05		
0.67	1380	2050	1.10		
0.78	1180	1772	1.30		
0.91	1010	1514	1.55	K77 R37	
0.99	920	1388	1.70	KF77 R37	4P
1.1	810	1218	1.90	KA77 R37	
1.3	710	1053	2.20	KAF77 R37	
1.5	620	924	2.50		
1.7	550	815	2.80		
2.0	440	709	3.50		
2.2	385	622	4.00		

輸出轉速 Output speed (r/min)	輸出轉矩 Output torque (N.M)	傳動比 Ratio (i)	使用係數 Service factor	機型 Type	馬達級數 Motor pole
0.12 KW					
1.0	930	1351	0.90		
1.2	795	1170	1.05		
1.3	695	1034	1.20		
1.5	585	903	1.40		
1.7	545	793	1.50		
2.0	440	697	1.85	K67 R37	
2.2	390	613	2.10	KF67 R37	
2.5	340	542	2.40	KA67 R37	4P
2.9	315	471	2.60	KAF67 R37	
3.3	265	420	3.10		
3.8	235	361	3.50		
4.3	210	323	3.90		
4.9	176	279	4.70		
5.6	155	246	5.30		
6.3	134	217	6.10		
1.5	585	906	1.05		
1.7	525	806	1.15		
2.0	445	669	1.35		
2.2	390	615	1.55		
2.5	340	544	1.75		
2.9	310	473	1.95	K57 R37	
3.3	265	421	2.30	KF57 R37	4P
3.8	235	362	2.50	KA57 R37	
4.3	210	319	2.90	KAF57 R37	
4.9	176	280	3.40		
5.6	155	246	3.90		
6.4	135	215	4.40		
7.2	122	192	4.90		
2.2	430	639	0.95		
2.5	370	552	1.10	K47 R37	
2.8	315	495	1.25	KF47 R37	
3.2	280	426	1.45	KA47 R37	4P
3.7	235	375	1.70	KA47 R37	
4.2	215	327	1.85		
4.8	189	289	2.10		
4.0	235	346	0.85		
4.5	200	304	1.00		
5.2	182	267	1.10	K37 R17	
5.9	157	234	1.25	KF37 R17	4P
6.7	138	205	1.45	KA37 R17	
7.6	120	181	1.65	KAF37 R17	
8.6	105	160	1.90		
10.0	88	136	2.30		
6.2	184	144.79	4.4	K67 KF67 KA67 KAF67	6P
6.2	185	145.15	3.2		
7.3	158	123.85	3.8	K57	
8.3	138	108.29	4.3	KF57	6P
8.8	131	102.88	4.6	KA57	
10	115	90.26	5.2	KAF57	
12	98	76.26	6.2		
9.5	121	145.14	5.0		
11	103	123.85	5.8	K57	
13	90	108.29	6.7	KF57	4P
13	85	102.88	7.0	KA57	
15	75	90.26	8.0	KAF57	
6.8	168	131.87	2.4	K47 KF47 KA47 KAF47	6P
7.4	155	121.48	2.6		
8.6	133	104.37	3.0		

輸出轉速 Output speed (r/min)	輸出轉矩 Output torque (N.M)	傳動比 Ratio (i)	使用係數 Service factor	機型 Type	馬達級數 Motor pole
0.12 KW					
10	110	131.87	8140	K47 KF47 KA47	4P
11	101	121.48	8170		
8.5	136	106.38	1.5	K37 KF37 KA37 KAF37	6P
9.2	125	97.81	1.6		
11	107	83.69	1.9		
12	92	72.54	2.2		
13	88	106.38	2.3	K37 KF37 KA37 KAF37	4P
14	81	97.81	2.5		
16	70	83.69	2.9		
19	60	72.54	3.3		
20	56	67.80	3.5		
24	49	58.60	4.1		
28	41	49.79	4.8		
31	37	44.46	5.4		
36	32	37.97	6.3		
39	30	35.57	6.8		
46	25	29.96	8.0		
48	24	28.83	8.4		
55	21	24.99	9.6		
59	19	23.36	10.0		
68	17	20.19	11.0		
80	14	17.15	13.0		
90	13	15.32	14.0		
105	11	13.08	15.0		
114	10	12.14	16.0		
0.18 KW					
0.09	16300	14975	0.80	K127 R77 KF127 R77 KA127 R77 KAF127 R77	4P
0.11	13400	12440	0.95		
0.12	11600	10915	1.10		
0.13	10500	9819	1.25		
0.16	8850	8443	1.45		
0.18	8040	7482	1.60		
0.20	6990	6565	1.85		
0.23	5940	5804	2.20		
0.26	5220	5027	2.50		
0.30	4530	4423	2.90		
0.34	3960	3889	3.30		
0.40	3310	3311	3.90		
0.16	8990	8328	0.90	K107 R77 KF107 R77 KA107 R77 KAF107 R77	4P
0.18	7850	7270	1.00		
0.21	6420	6184	1.25		
0.23	5760	5662	1.40		
0.26	5230	5138	1.55		
0.30	4570	4359	1.75		
0.35	4000	3810	2.00		
0.39	3440	3358	2.30		
0.44	3090	2977	2.60		
0.51	2700	2599	3.00		
0.58	2340	2286	3.40		
0.28	4960	4669	0.85	K97 R57 KF97 R57 KA97 R57 KAF97 R57	4P
0.32	4390	4082	1.00		
0.37	3860	3583	1.10		
0.42	3370	3108	1.25		
0.48	2910	2757	1.50		
0.55	2640	2419	1.65		
0.62	2290	2123	1.90		
0.71	2030	1856	2.10		
0.81	1710	1625	2.50		
0.92	1490	1430	2.90		
1.00	1380	1261	3.10		
1.20	1210	1102	3.60		

輸出轉速 Output speed (r/min)	輸出轉矩 Output torque (N.M)	傳動比 Ratio (i)	使用係數 Service factor	機型 Type	馬達級數 Motor pole
0.18 KW					
1.4	1040	957	4.1	K97 R57 KF97 R57 KA97 R57 KAF97 R57	4P
1.5	930	855	4.6		
1.8	755	743	5.7		
2.0	675	652	6.4		
0.42	3330	3107	0.80	K87 R57 KF87 R57 KA87 R57 KAF87 R57	4P
0.48	2880	2728	0.95		
0.56	2520	2371	1.05		
0.63	2290	2088	1.20		
0.71	2030	1854	1.35		
0.80	1820	1657	1.50		
0.93	1540	1415	1.75		
1.10	1340	1229	2.00		
1.20	1160	1078	2.30		
1.40	1000	951	2.70		
1.60	870	837	3.10		
1.80	755	726	3.60		
0.87	1670	1514	0.95	K77 R37 KF77 R37 KA77 R37 KAF77 R37	4P
0.95	1530	1388	1.00		
1.10	1340	1218	1.15		
1.20	1170	1053	1.35		
1.40	1030	924	1.50		
1.60	910	815	1.70		
1.90	750	709	2.10		
2.10	655	622	2.40		
2.40	590	552	2.60		
2.70	515	485	3.00		
3.10	455	428	3.40		
3.60	400	367	3.90		
1.50	980	903	0.85	K67 R37 KF67 R37 KA67 R37 KAF67 R37	4P
1.70	890	793	0.90		
1.90	745	697	1.10		
2.20	655	613	1.25		
2.40	580	542	1.40		
2.80	520	471	1.60		
3.20	445	420	1.85		
3.70	395	361	2.10		
4.10	350	323	2.30		
4.70	295	279	2.80		
2.20	660	615	0.90	K57 R37 KF57 R37 KA57 R37 KAF57 R37	4P
2.40	580	544	1.05		
2.80	515	473	1.15		
3.10	450	421	1.35		
3.60	395	362	1.50		
4.10	350	319	1.75		
4.70	300	280	2.00		
5.40	260	246	2.30		
6.10	230	215	2.60		
6.90	205	192	2.90		
7.90	178	166	3.40		
3.50	400	375	1.00	K47 R37 KF47 R37 KA47 R37 KAF47 R37	4P
4.00	360	327	1.10		
4.60	315	289	1.25		
5.20	275	256	1.45		
5.90	245	225	1.65		
6.70	210	198	1.90		
7.70	183	171	2.20		
8.60	164	153	2.40		
10.00	142	131	2.80		
6.4	225	205	0.90	K37 R17 KF37 R17 KA37 R17 KAF37 R17	4P
7.3	199	181	1.00		
8.2	175	160	1.15		
9.7	148	136	1.35		
10.0	140	127	1.45		

斜齒傘齒輪減速機 Helical Bevel Gear Reducer

輸出轉速 Output speed (r/min)	輸出轉矩 Output torque (N.M)	傳動比 Ratio (i)	使用係數 Service factor	機型 Type	馬達級數 Motor pole
0.18 KW					
6.0	285	144.79	2.9	K67	6P
7.0	145	123.54	3.4	KF67	
8.1	215	108.03	3.8	KA67	
8.5	205	102.62	4.0	KAF67	
9.1	189	144.79	4.3	K67	4P
11.0	161	123.54	5.1	KF67	
12.0	141	108.03	5.8	KA67	
				KAF67	
6.0	285	145.15	2.1		6P
7.0	245	123.85	2.5	K57	
8.0	215	108.29	2.8	KF57	
8.5	205	102.88	3.0	KA57	
9.6	178	90.26	3.4	KAF57	
9.1	189	145.15	3.2		4P
11	161	123.85	3.7	K57	
12	141	108.29	4.3	KF57	
13	134	102.88	4.5	KA57	
15	118	90.26	5.1	KAF57	
17	100	76.56	6.0		
6.6	260	131.87	1.55		6P
7.2	240	121.48	1.65	K47	
8.3	205	104.37	1.95	KF47	
9.6	180	90.86	2.20	KA47	
10.0	168	85.12	2.40	KAF47	
10	175	131.87	2.3		4P
11	158	121.48	2.5	K47	
13	136	104.37	2.9	KF47	
15	118	90.86	3.4	KA47	
16	111	85.12	3.6	KAF47	
8.2	210	106.38	0.95	K37	6P
8.9	193	97.81	1.05	KF37	
10.0	165	83.69	1.2	KA37	
12.0	143	72.54	1.4	KAF37	
12	139	106.38	1.45		4P
14	127	97.81	1.55		
16	109	83.69	1.85		
18	95	72.54	2.1		
19	88	67.80	2.3		
23	76	58.60	2.6		
27	65	49.79	3.1		
30	58	44.46	3.5		
35	49	37.97	4.1	K37	
37	46	35.57	4.3	KF37	
44	39	29.96	5.1	KA37	
46	38	28.83	5.3	KAF37	
53	33	24.99	6.2		
57	30	23.36	6.4		
65	26	20.19	7.0		
77	22	17.15	8.1		
86	20	15.31	8.8		
101	17	13.08	9.7		
109	16	12.14	10.0		
126	14	10.49	12.0		
148	12	8.91	14.0		
166	10	7.96	15.0		

輸出轉速 Output speed (r/min)	輸出轉矩 Output torque (N.M)	傳動比 Ratio (i)	使用係數 Service factor	機型 Type	馬達級數 Motor pole
0.25 KW					
0.13	15300	9819	0.85		4P
0.15	13000	8443	1.0		
0.17	11700	7482	1.1	K127 R77	
0.20	10200	6565	1.3	KF127 R77	
0.22	8770	5804	1.5	KA127 R77	
0.26	7670	5027	1.7	KAF127 R77	
0.29	6680	4423	1.95		
0.33	5850	3889	2.2		
0.39	4930	3311	2.6		
0.21	9440	6184	0.85		4P
0.23	8520	5662	0.95		
0.25	7730	5138	1.05		
0.30	6700	4359	1.20		
0.34	5850	3810	1.35	K107 R77	
0.39	5070	3358	1.60	KF107 R77	
0.44	4540	2977	1.75	KA107 R77	
0.50	3970	2599	2.00	KAF107 R77	
0.57	3450	2286	2.30		
0.67	2930	1939	2.70		
0.76	2640	1713	3.00		
0.84	2390	1554	3.30		
0.97	2060	1336	3.90		
0.42	4890	3108	0.90		4P
0.47	4250	2757	1.00		
0.54	3840	2419	1.10		
0.61	3340	2123	1.30	K97 R57	
0.70	2950	1856	1.45	KF97 R57	
0.80	2520	1625	1.70	KA97 R57	
0.91	2190	1430	1.95	KAF97 R57	
1.00	2010	1261	2.10		
1.20	1750	1102	2.50		
1.40	1520	957	2.80		
1.50	1360	855	3.20		
0.62	3320	2088	0.80		4P
0.70	2950	1854	0.90		
0.78	2640	1657	1.00		
0.92	2250	1415	1.20	K87 R57	
1.10	1950	1229	1.40	KF87 R57	
1.20	1700	1078	1.60	KA87 R57	
1.40	1470	951	1.85	KAF87 R57	
1.50	1280	837	2.1		
1.80	1110	726	2.4		
2.00	990	638	2.7		
1.2	1690	1053	0.90		4P
1.4	1480	924	1.05		
1.6	1310	815	1.20		
1.8	1100	709	1.40		
2.1	960	622	1.60		
2.3	860	552	1.80	K77 R37	
2.7	755	485	2.0	KF77 R37	
3.0	665	428	2.3	KA77 R37	
3.5	580	367	2.7	KAF77 R37	
4.0	515	328	3.0		
4.5	460	290	3.4		
5.2	395	252	3.9		
5.9	345	221	4.5		
6.7	305	195	5.1		
7.4	270	175	5.7		
2.1	960	613	0.85	K67 R37	4P
2.4	850	542	0.95	KF67 R37	
2.8	755	471	1.10	KA67 R37	
3.1	655	420	1.25	KAF67 R37	
3.6	575	361	1.45		

輸出轉速 Output speed (r/min)	輸出轉矩 Output torque (N.M)	傳動比 Ratio (i)	使用係數 Service factor	機型 Type	馬達級數 Motor pole
0.25 KW					
4.0	510	323	1.6	K67 R37	4P
4.7	430	279	1.9	KF67 R37	
5.3	385	246	2.1	KA67 R37	
6.0	335	217	2.4	KAF67 R37	
3.1	655	421	0.90		4P
3.6	575	362	1.05		
4.1	505	319	1.20		
4.7	435	280	1.35		
5.3	385	246	1.55	K57 R37	
6.1	335	215	1.8	KF57 R37	
6.8	300	192	2.0	KA57 R37	
7.8	260	166	2.3	KAF57 R37	
9.0	225	145	2.7		
10	205	129	2.9		
12	173	111	3.5		
13	152	97	4.0		
4.4	540	154.02	2.9	K77	8P
5.0	475	135.28	3.3	KF77	
5.3	450	128.52	3.4	KA77	
6.0	400	113.56	3.9	KAF77	
4.6	520	192.18	2.80	K77	6P
4.9	485	179.37	3.00	KF77	
5.7	420	154.02	3.70	KA77	
6.5	365	135.28	4.20	KAF77	
5.5	435	123.54	1.9	K67	8P
6.3	380	108.03	2.2	KF67	
6.6	360	102.62	2.3	KA67	
7.6	315	90.04	2.6	KAF67	
6.1	395	144.79	2.1	K67	6P
7.1	335	123.54	2.5	KF67	
8.1	295	108.03	2.8	KA67	
8.6	280	102.62	3.0	KAF67	
9	265	144.79	3.1	K67	4P
11	225	123.54	3.6	KF67	
12	198	108.03	4.1	KA67	
13	189	102.62	4.3	KAF67	
6.1	395	145.15	1.5		6P
7.1	335	123.85	1.8	K57	
8.1	295	108.29	2.0	KF57	
8.6	280	102.88	2.2	KA57	
9.8	245	90.26	2.5	KAF57	
11	210	76.56	2.9		
9	265	145.15	2.2		4P
11	225	123.85	2.6	K57	
12	199	108.29	3.0	KF57	
13	189	102.88	3.2	KA57	
14	166	90.26	3.6	KAF57	
17	141	76.56	4.3		
6.7	360	131.87	1.10		6P
7.2	330	121.48	1.20	K47	
8.4	285	104.37	1.40	KF47	
9.7	245	90.86	1.60	KA47	
10	230	85.12	1.75	KAF47	
9.9	240	131.87	1.65		4P
11	225	121.48	1.80	K47	
12	192	104.37	2.10	KF47	
14	167	90.86	2.40	KA47	
15	156	85.12	2.60	KAF47	

輸出轉速 Output speed (r/min)	輸出轉矩 Output torque (N.M)	傳動比 Ratio (i)	使用係數 Service factor	機型 Type	馬達級數 Motor pole
0.25 KW					
11	225	83.69	0.9	K37	6P
12	197	72.54	1	KF37	
13	184	67.80	1.1	KA37	
15	159	58.60	1.25	KAF37	
18	135	49.79	1.5		
12	195	106.38	1.0		4P
13	180	97.81	1.1		
16	154	83.69	1.3		
18	133	72.54	1.5		
19	125	67.80	1.6		
22	108	58.60	1.85		
26	91	49.79	2.2		
29	82	44.46	2.5		
34	70	37.97	2.9		
37	65	35.57	3.1		
43	55	29.96	3.6	K37	
45	53	28.83	3.8	KF37	
52	46	24.99	4.4	KA37	
56	43	23.36	4.6	KAF37	
64	37	20.19	5.0		
76	32	17.15	5.7		
85	28	15.32	6.2		
99	24	13.08	6.9		
107	22	12.14	7.2		
124	19	10.49	8.3		
146	16	8.91	9.8		
163	15	7.96	11		
191	13	6.80	12		
204	12	6.37	12		
0.37 KW					
0.18	16600	7482	0.80		4P
0.21	14500	6565	0.90		
0.24	12600	5804	1.05		
0.27	11000	5027	1.20	K127 R77	
0.31	9610	4423	1.35	KF127 R77	
0.35	8460	3889	1.55	KA127 R77	
0.42	7120	3311	1.85	KAF127 R77	
0.72	4230	1926	3.10		
0.79	3860	1757	3.40		
0.90	3360	1541	3.90		
0.36	8380	3810	0.95		4P
0.41	7300	3358	1.10		
0.46	6510	2977	1.25		
0.53	5690	2599	1.40	K107 R77	
0.60	4970	2286	1.60	KF107 R77	
0.71	4210	1939	1.90	KA107 R77	
0.81	3790	1713	2.10	KAF107 R77	
0.89	3440	1554	2.30		
1.00	2950	1336	2.70		
1.20	2580	1166	3.10		
0.65	4770	2123	0.90		4P
0.74	4200	1856	1.00		
0.85	3610	1625	1.20		
0.96	3160	1430	1.35	K97 R57	
1.10	2850	1261	1.50	KF97 R57	
1.20	2490	1102	1.70	KA97 R57	
1.40	2160	957	2.00	KAF97 R57	
1.60	1930	855	2.20		
1.90	1620	743	2.70		
2.10	1430	652	3.00		
2.40	1280	573	3.40		

斜齒傘齒輪減速機 Helical Bevel Gear Reducer

輸出轉速 Output speed (r/min)	輸出轉矩 Output torque (N.M)	傳動比 Ratio (i)	使用係數 Service factor	機型 Type	馬達級數 Motor pole
0.37 KW					
0.97	3200	1415	0.85	K87 R57 KF87 R57 KA87 R57 KAF87 R57	4P
1.1	2770	1229	0.95		
1.3	2420	1078	1.1		
1.5	2110	951	1.3		
1.6	1850	837	1.45		
1.9	1600	726	1.7		
2.2	1420	638	1.9		
2.5	1240	562	2.2		
2.9	1040	414	2.6		
3.2	940	426	2.9		
3.7	810	373	3.3		
1.7	1860	815	0.85	K77 R37 KF77 R37 KA77 R37 KAF77 R37	4P
2.0	1580	709	1.00		
2.2	1380	622	1.10		
2.5	1230	552	1.25		
2.8	1080	485	1.45		
3.2	950	425	1.60		
3.8	830	367	1.85		
4.2	735	328	2.10		
4.8	655	290	2.40		
5.5	565	252	2.80		
6.2	495	221	3.10		
7.1	435	195	3.50		
7.9	390	175	4.00		
9.0	340	154	4.50		
3.3	940	420	0.90	K67 R37 KF67 R37 KA67 R37 KAF67 R37	4P
3.8	820	361	1.00		
4.3	725	323	1.15		
4.9	625	279	1.30		
5.6	550	246	1.50		
6.3	485	217	1.70		
7.2	430	191	1.90		
8.3	370	166	2.20		
9.6	320	144	2.50		
11	275	122	3.00		
4.9	625	280	0.95	K57 R37 KF57 R37 KA57 R37 KAF57 R37	4P
5.6	550	246	1.10		
6.4	480	215	1.25		
7.2	430	192	1.40		
8.3	370	166	1.60		
9.6	325	145	1.85		
11	290	129	2.10		
12	245	111	2.40		
14	215	97	2.80		
3.9	910	174.19	3.0	K87 KF87 KA87 KAF87	8P
4.1	850	164.34	3.2		
4.6	765	147.33	3.5		
4.6	775	197.37	3.5	K87 KF87 KA87 KAF87	6P
5.2	685	174.19	4.0		
5.0	705	135.28	2.2	K77 KF77 KA77 KAF77	8P
5.3	670	128.52	2.3		
6.0	590	113.56	2.6		
7.0	505	97.05	3.1		
5.8	605	154.02	2.6	K77 KF77 KA77 KAF77	6P
6.7	530	135.28	2.9		
7.0	505	128.52	3.1		
7.9	445	113.56	3.5		

輸出轉速 Output speed (r/min)	輸出轉矩 Output torque (N.M)	傳動比 Ratio (i)	使用係數 Service factor	機型 Type	馬達級數 Motor pole
0.37 KW					
7.2	490	192.18	3.0	K77 KF77 KA77 KAF77	4P
7.7	460	179.37	3.2		
9.0	395	154.02	3.9		
6.3	560	108.03	1.45	K67 KF67 KA67 KAF67	8P
6.6	535	102.32	1.55		
7.6	470	90.04	1.75		
7.3	485	123.54	1.70	K67 KF67 KA67 KAF67	6P
8.3	425	108.03	1.95		
8.8	405	102.62	2.00		
10	355	90.04	2.30		
9.5	370	144.79	2.2	K67 KF67 KA67 KAF67	4P
11	315	123.54	2.60		
13	275	108.03	3.00		
15	230	90.04	3.60		
18	196	76.37	4.20		
7.3	485	123.85	1.25	K57 KF57 KA57 KAF57	6P
8.3	425	108.29	1.40		
8.8	405	102.88	1.50		
10	355	90.26	1.70		
12	300	76.56	2.00		
13	270	69.12	2.20		
9.5	370	145.15	1.60	K57 KF57 KA57 KAF57	4P
11	315	123.85	1.90		
13	275	108.29	2.20		
13	265	102.88	2.30		
15	230	90.26	2.60		
18	196	76.56	3.10		
20	177	69.12	3.40		
8.6	410	104.37	1.0	K47 KF47 KA47 KAF47	6P
9.9	355	90.86	1.1		
11	335	85.12	1.2		
12	295	75.20	1.35		
10	340	131.87	1.20	K47 KF47 KA47 KAF47	4P
11	310	121.48	1.30		
13	265	104.37	1.50		
15	235	90.86	1.70		
16	220	85.12	1.85		
18	193	75.20	2.10		
20	179	69.84	2.20		
22	162	63.30	2.50		
14	250	97.81	0.80	K37 KF37 KA37 KAF37	4P
16	215	83.69	0.95		
19	186	72.54	1.10		
20	174	67.80	1.15		
24	150	58.60	1.35		
28	128	49.79	1.55		
31	114	44.46	1.75		
36	97	37.97	2.10		
39	91	35.57	2.20		
46	77	29.96	2.60		
48	74	28.83	2.70		
55	64	24.99	3.10		
59	60	23.36	3.30		
68	52	20.19	3.60		
80	44	17.15	4.10		
90	39	15.32	4.50		
105	34	13.08	4.90		

輸出轉速 Output speed (r/min)	輸出轉矩 Output torque (N.M)	傳動比 Ratio (i)	使用係數 Service factor	機型 Type	馬達級數 Motor pole
0.37 KW					
114	31	12.14	5.1		
132	27	10.49	5.9	K37	
155	23	8.91	7.0	KF37	4P
173	20	7.96	7.6	KA37	
203	17	6.80	8.6	KAF37	
217	16	6.37	8.9		
257	14	5.36	10.0		
0.55 KW					
0.08	55900	16978	0.90		
0.10	46500	14272	1.10		
0.10	42500	13116	1.20	K187 R97	4P
0.12	37400	11647	1.35	KA187 R97	
0.19	23900	7343	2.10		
0.12	38400	11573	0.85		
0.13	33800	10264	0.95		
0.16	28100	8628	1.15	K167 R97	4P
0.21	21400	6562	1.50	KA167 R97	
0.25	17200	5355	1.85		
0.33	13200	4079	2.40		
0.20	22400	6881	0.80	K157 R97	4P
0.23	19300	5931	0.95	KF157 R97	
0.34	13000	3979	1.40	KA157 R97	
0.45	9940	3051	1.80	KAF157 R97	
0.31	14900	4423	0.85		
0.35	13000	3889	1.00		
0.41	11100	3311	1.20		
0.45	10000	3009	1.30	K127 R77	
0.52	8630	2607	1.50	KF127 R77	4P
0.71	6560	1926	2.00	KA127 R77	
0.77	5980	1757	2.20	KAF127 R77	
0.88	5220	1541	2.50		
1.00	4570	1342	2.80		
1.20	3990	1177	3.30		
1.30	3490	1025	3.70		
0.46	10100	2977	0.80		
0.52	8770	2599	0.90		
0.59	7690	2286	1.05		
0.70	6520	1939	1.25		
0.79	5850	1713	1.35	K107 R77	
0.87	5310	1554	1.50	KF107 R77	4P
1.00	4570	1336	1.75	KA107 R77	
1.20	3990	1166	2.00	KAF107 R77	
1.30	3450	1030	2.30		
1.50	3000	904	2.70		
1.70	2700	793	3.00		
2.00	2360	696	3.40		
2.20	2050	615	3.90		
0.95	4880	1430	0.90		
1.10	4380	1261	1.00		
1.20	3820	1102	1.15		
1.40	3320	957	1.30		
1.60	2960	855	1.45	K97 R57	
1.80	2520	743	1.70	KF97 R57	4P
2.10	2220	652	1.95	KA97 R57	
2.40	1970	573	2.20	KAF97 R57	
2.70	1700	504	2.50		
3.10	1470	437	2.90		
3.60	1300	382	3.30		
4.50	1040	305	4.10		

輸出轉速 Output speed (r/min)	輸出轉矩 Output torque (N.M)	傳動比 Ratio (i)	使用係數 Service factor	機型 Type	馬達級數 Motor pole
0.55 KW					
1.4	3260	951	0.85		
1.6	2860	837	0.95		
1.9	2480	726	1.10		
2.1	2190	638	1.25		
2.4	1920	562	1.40	K87 R57	
2.9	1620	474	1.65	KF87 R57	4P
3.2	1450	426	1.85	KA87 R57	
3.7	1260	373	2.1	KAF87 R57	
4.1	1110	330	2.4		
4.6	990	294	2.7		
5.4	850	250	3.2		
5.8	800	236	3.4		
6.8	680	201	4.0		
2.5	1900	552	0.80		
2.8	1670	485	0.95		
3.2	1470	428	1.05		
3.7	1270	367	1.20	K77 R37	
4.2	1130	328	1.35	KF77 R37	4P
4.7	1000	290	1.55	KA77 R37	
5.4	870	252	1.80	KAF77 R37	
6.2	760	221	2.0		
7.0	670	195	2.3		
7.8	600	175	2.6		
8.8	530	154	2.9		
4.9	960	279	0.85		
5.5	840	246	0.95		
6.2	745	217	1.00	K67 R37	
7.1	660	191	1.25	KF67 R37	4P
8.2	570	166	1.45	KA67 R37	
9.4	495	144	1.65	KAF67 R37	
11	420	122	1.95		
7.1	660	192	0.90		
8.2	575	166	1.05	K57 R37	
9.4	495	145	1.20	KF57 R37	4P
11	445	129	1.35	KA57 R37	
12	380	111	1.60	KAF57 R37	
14	335	97	1.80		
3.9	1350	174.19	2.0	K87	
4.1	1270	164.34	2.1	KF87	8P
4.6	1140	147.32	2.4	KA87	
				KAF87	
4.6	1150	197.37	2.3	K87	
5.2	1020	174.19	2.7	KF87	6P
5.5	960	164.34	2.8	KA87	
6.1	860	147.33	3.1	KAF87	
5.0	1040	135.28	1.50	K77	
5.3	990	128.52	1.55	KF77	8P
6.0	880	113.56	1.75	KA77	
7.0	750	97.05	2.10	KAF77	
5.8	900	154.02	1.70	K77	
6.7	790	135.28	1.95	KF77	6P
7.0	750	128.52	2.10	KA77	
7.9	665	113.56	2.30	KAF77	
8.8	595	154.02	2.6		
10	520	135.28	3.0	K77	
11	495	128.52	3.1	KF77	4P
12	440	113.56	3.5	KA77	
14	375	97.05	4.1	KAF77	

斜齒傘齒輪減速機 Helical Bevel Gear Reducer

輸出轉速 Output speed (r/min)	輸出轉矩 Output torque (N.M)	傳動比 Ratio (i)	使用係數 Service factor	機型 Type	馬達級數 Motor pole
0.55 KW					
7.3	720	123.54	1.15	K67	6P
8.3	630	108.03	1.30	KF67	
8.8	600	102.62	1.35	KA67	
10	525	90.04	1.55	KAF67	
12	445	76.37	1.85		
11	475	123.54	1.70	K67	4P
13	415	108.03	1.95	KF67	
15	350	90.04	2.4	KA67	
18	295	76.37	2.8	KAF67	
8.3	630	108.29	0.95		6P
8.8	600	102.88	1.00	K57	
10	525	90.26	1.15	KF57	
12	445	76.56	1.35	KA57	
13	405	69.12	1.50	KAF57	
15	355	60.81	1.70		
16	335	57.42	1.80		
11	480	123.85	1.25		4P
13	420	108.29	1.45		
13	395	102.88	1.50	K57	
15	350	90.26	1.70	KF57	
18	295	76.56	2.00	KA57	
20	265	69.12	2.20	KAF57	
22	235	60.81	2.60		
24	220	57.42	2.70		
13	405	104.37	1.00		4P
15	350	90.86	1.15		
16	330	85.12	1.20	K47	
18	290	75.20	1.40	KF47	
19	270	69.84	1.50	KA47	
21	245	63.30	1.65	KAF47	
24	220	56.83	1.80		
28	189	48.95	2.10		
30	178	46.04	2.20		
23	225	58.60	0.90		4P
27	192	49.79	1.05		
31	172	44.46	1.15		
36	147	37.97	1.35		
38	137	35.57	1.45		
45	116	29.96	1.75		
47	111	28.83	1.80		
54	97	24.99	2.1		
58	90	23.36	2.2	K37	
67	78	20.19	2.4	KF37	
79	66	17.15	2.7	KA37	
89	59	15.32	3.0	KAF37	
104	51	13.08	3.3		
112	47	12.14	3.4		
130	41	10.49	4.0		
153	34	8.91	4.7		
171	31	7.96	5.1		
200	26	6.80	5.7		
214	25	6.37	5.9		
254	21	5.36	6.8		
0.75 KW					
0.11	58400	13116	0.85		4P
0.12	51500	1167	0.95	K187 R97	
0.19	32800	7343	1.50	KA187 R97	
0.20	30000	6747	1.65		
0.23	26500	5991	1.90		

輸出轉速 Output speed (r/min)	輸出轉矩 Output torque (N.M)	傳動比 Ratio (i)	使用係數 Service factor	機型 Type	馬達級數 Motor pole
0.75 KW					
0.16	38600	8628	0.85		4P
0.21	29300	6562	1.10	K167 R97	
0.26	23700	5355	1.35	KA167 R97	
0.34	18200	4079	1.75		
0.41	15100	3376	2.10		
0.35	17800	3979	1.00	K157 R97	4P
0.45	13600	3051	1.30	KF157 R97	
0.83	7440	1659	2.40	KA157 R97	
1.0	6040	1365	3.00	KAF157 R97	
0.42	15100	3311	0.85		4P
0.46	13700	3009	0.95		
0.53	11800	2607	1.10		
0.72	8930	1926	1.45	K127 R77	
0.79	8150	1757	1.60	KF127 R77	
0.90	7120	1541	1.85	KA127 R77	
1.00	6220	1342	2.10	KAF127 R77	
1.20	5440	1177	2.40		
1.40	4750	1025	2.70		
1.50	4150	899	3.10		
0.81	7960	1713	1.00		4P
0.89	7230	1554	1.10		
1.0	6210	1336	1.30		
1.2	5420	1166	1.50	K107 R77	
1.3	4710	1030	1.70	KF107 R77	
1.5	4120	904	1.95	KA107 R77	
1.7	3680	793	2.20	KAF107 R77	
2.0	3210	696	2.50		
2.2	2800	615	2.80		
1.2	5180	1102	0.85		4P
1.4	4490	957	0.95		
1.6	4020	855	1.05		
1.9	3430	743	1.25		
2.1	3020	652	1.40		
2.4	2680	573	1.60	K97 R57	
2.7	2320	504	1.85	KF97 R57	
3.2	2010	437	2.10	KA97 R57	
3.6	1770	382	2.40	KAF97 R57	
4.5	1420	305	3.00		
5.4	1190	258	3.60		
5.9	1080	232	4.00		
6.9	920	199	4.70		
1.9	3370	726	0.80		4P
2.2	2970	638	0.90		
2.5	2610	562	1.05		
2.9	2200	474	1.25		
3.2	1980	426	1.35	K87 R57	
3.7	1720	373	1.55	KF87 R57	
4.2	1520	330	1.80	KA87 R57	
4.7	1350	294	2.00	KAF87 R57	
5.5	1160	250	2.30		
5.8	1100	236	2.50		
6.9	930	201	2.90		
3.8	1720	367	0.90	K77 R37	4P
4.2	1540	328	1.00	KF77 R37	
4.8	1360	290	1.15	KA77 R37	
5.5	1180	252	1.30	KAF77 R37	
6.2	1030	221	1.50		
3.9	1830	176.05	2.3	K97	8P
4.5	1590	153.21	2.7	KF97	
4.9	1460	140.28	3.0	KA97	
				KAF97	

輸出轉速 Output speed (r/min)	輸出轉矩 Output torque (N.M)	傳動比 Ratio (i)	使用係數 Service factor	機型 Type	馬達級數 Motor pole
0.75 KW					
4.7	1530	147.32	1.75	K87	8P
5.4	1320	126.91	2.0	KF87	
6.0	1200	115.82	2.2	KA87	
6.7	1070	102.71	2.5	KAF87	
5.2	1390	174.19	1.95	K87	6P
5.5	1310	164.34	2.1	KF87	
6.1	1170	147.32	2.3	KA87	
7.1	1010	126.91	2.7	KAF87	
7.0	1020	197.37	2.6	K87	4P
7.9	900	174.19	3.0	KF87	
8.4	850	164.34	3.2	KA87	
9.4	765	147.32	3.5	KAF87	
6.7	1080	135.28	1.45		6P
7.0	1020	128.52	1.5	K77	
7.9	900	113.56	1.7	KF77	
9.3	770	97.05	2.0	KA77	
10	710	88.97	2.2	KAF77	
9	800	154.02	1.95		4P
10	700	135.28	2.2	K77	
11	665	128.52	2.3	KF77	
12	590	113.56	2.6	KA77	
14	505	97.05	3.1	KAF77	
11	640	123.54	1.30		4P
13	560	108.03	1.45		
15	465	90.04	1.75	K67	
18	395	76.37	2.1	KF67	
20	360	68.95	2.3	KA67	
23	315	60.66	2.6	KAF67	
24	295	57.28	2.8		
11	645	123.85	0.95		4P
13	560	108.29	1.05		
13	535	102.88	1.10		
15	470	90.26	1.30	K57	
18	395	76.56	1.50	KF57	
20	360	69.12	1.65	KA57	
23	315	60.81	1.92	KAF57	
24	300	57.42	2.00		
28	255	48.89	2.40		
31	230	44.43	2.60		
18	390	75.20	1.00		4P
20	365	69.84	1.10		
22	330	63.30	1.20	K47	
24	295	56.83	1.35	KF47	
28	255	48.95	1.55	KA47	
30	240	46.04	1.65	KAF47	
35	205	39.61	1.95		
39	184	35.39	2.2		
44	162	31.30	2.5		
31	230	44.46	0.85		4P
36	197	37.97	1.00		
39	185	35.57	1.10		
46	156	29.96	1.30		
48	150	28.83	1.35	K37	
55	130	24.99	1.55	KF37	
59	121	23.36	1.60	KA37	
68	105	20.19	1.75	KAF37	
80	89	17.15	2.0		
90	80	15.32	2.2		
105	68	13.08	2.4		
114	63	12.14	2.5		
132	54	10.49	2.9		

輸出轉速 Output speed (r/min)	輸出轉矩 Output torque (N.M)	傳動比 Ratio (i)	使用係數 Service factor	機型 Type	馬達級數 Motor pole
0.75 KW					
155	46	8.91	3.5	K37	4P
173	41	7.96	3.8	KF37	
203	35	6.80	4.2	KA37	
217	33	6.37	4.4	KAF37	
257	28	5.36	5.0		
1.1KW					
0.15	60700	9363	0.80		4P
0.17	52400	8126	0.95		
0.19	48300	7343	1.05		
0.21	44300	6747	1.15	K187 R97	
0.23	39200	5991	1.30	KA187 R97	
0.26	34900	5358	1.45		
0.29	31200	4817	1.60		
0.32	28300	4370	1.75		
0.26	35000	5355	0.90		4P
0.29	31200	4788	1.05		
0.34	26800	4079	1.20		
0.41	22200	3376	1.45	K167 R97	
0.51	18000	2755	1.80	KA167 R97	
0.64	14600	2182	2.20		
0.82	11300	1704	2.80		
0.99	9330	1408	3.40		
1.10	8560	1296	3.70		
0.40	22900	3516	0.80		4P
0.46	20100	3051	0.90		
0.54	16900	2610	1.05		
0.60	15100	2322	1.20	K157 R97	
0.84	11000	1659	1.65	KF157 R97	
1.0	8970	1365	2.0	KA157 R97	
1.1	8030	1229	2.2	KAF157 R97	
1.3	7150	1093	2.5		
1.5	6160	942	2.9		
1.6	5550	854	3.2		
0.73	13100	1926	1.00		4P
0.80	11900	1757	1.10		
0.91	10400	1541	1.25		
1.0	9100	1342	1.45		
1.2	7960	1177	1.65	K127 R77	
1.4	6950	1025	1.85	KF127 R77	
1.6	6080	899	2.10	KA127 R77	
1.8	5270	790	2.50	KAF127 R77	
2.0	4740	704	2.70		
2.3	4090	610	3.20		
2.5	3690	549	3.50		
2.9	3180	477	4.10		
1.2	7920	1166	1.00		4P
1.4	6920	1030	1.15		
1.5	6050	904	1.30		
1.8	5380	793	1.50		
2.0	4700	696	1.70	K107 R77	
2.3	4120	615	1.95	KF107 R77	
2.7	3500	522	2.3	KA107 R77	
3.0	3080	461	2.6	KAF107 R77	
3.4	2720	408	2.9		
3.8	2450	364	3.3		
4.4	2140	318	3.7		
1.9	5030	743	0.85		4P
2.2	4420	652	0.95		
2.4	3910	573	1.10	K97 R57	
2.8	3400	504	1.25	KF97 R57	
3.2	2940	437	1.45	KA97 R57	
3.7	2590	382	1.65	KAF97 R57	
4.1	2300	342	1.85		

斜齒傘齒輪減速機 Helical Bevel Gear Reducer

輸出轉速 Output speed (r/min)	輸出轉矩 Output torque (N.M)	傳動比 Ratio (i)	使用係數 Service factor	機型 Type	馬達級數 Motor pole
1.1 KW					
3.0	3220	474	0.85		
3.3	2890	426	0.95		
3.8	2520	373	1.05	K87 R57	
4.2	2230	330	1.20	KF87 R57	4P
4.8	1980	294	1.35	KA87 R57	
5.6	1700	250	1.60	KAF87 R57	
5.9	1600	236	1.70		
7.0	1360	201	2.0		
3.9	2720	176.05	1.6	K97	
4.4	2370	153.21	1.8	KF97	8P
4.8	2170	140.28	2.0	KA97	
5.5	1910	123.93	2.2	KAF97	
5.2	2010	176.05	2.1	K97	
6.0	1750	153.21	2.5	KF97	6P
6.6	1600	140.28	2.7	KA97	
7.4	1420	123.93	3.0	KAF97	
7.9	1320	176.05	3.3	K97	
9.1	1150	153.21	3.7	KF97	4P
10	1050	140.28	4.1	KA97	
				KAF97	
5.3	1990	174.19	1.35	K87	
5.6	1880	164.34	1.45	KF87	6P
6.2	1680	147.33	1.60	KA87	
7.2	1450	126.91	1.85	KAF87	
8.0	1310	174.19	2.1		
8.5	1230	164.34	2.2	K87	
9.5	1110	147.32	2.4	KF87	4P
11	950	126.91	2.8	KA87	
12	870	115.82	3.1	KAF87	
6.8	1540	135.28	1.00	K77	
7.2	1470	128.52	1.05	KF77	6P
8.1	1300	113.56	1.20	KA77	
9.5	1110	97.05	1.40	KAF77	
10	1020	135.28	1.55		
11	960	128.52	1.60	K77	
12	850	113.56	1.80	KF77	4P
14	730	97.05	2.1	KA77	
16	670	88.97	2.3	KAF77	
18	585	78.07	2.7		
19	555	73.99	2.8		
13	810	108.03	1.00		
14	770	102.62	1.05		
16	675	90.04	1.20		
18	575	76.37	1.45	K67	
20	515	68.95	1.60	KF67	4P
23	455	60.66	1.80	KA67	
24	430	57.28	1.90	KAF67	
29	365	48.77	2.2		
32	335	44.32	2.5		
36	290	38.39	2.8		
16	675	90.26	0.90		
18	575	76.56	1.05		
20	520	69.12	1.15		
23	455	60.81	1.30		
24	430	57.42	1.40	K57	
29	365	48.89	1.65	KF57	4P
32	335	44.43	1.80	KA57	
36	290	38.49	2.1	KAF57	
39	270	35.70	2.2		
46	225	30.28	2.6		
51	205	27.34	2.9		

輸出轉速 Output speed (r/min)	輸出轉矩 Output torque (N.M)	傳動比 Ratio (i)	使用係數 Service factor	機型 Type	馬達級數 Motor pole
1.1 KW					
58	181	24.05	3.3		
62	170	22.71	3.5		
72	145	19.34	4.0		
80	132	17.57	4.2		
92	114	15.22	4.7	K57	
106	99	13.25	5.1	KF57	4P
117	90	11.92	4.6	KA57	
124	85	11.26	4.9	KAF57	
146	72	9.59	5.6		
161	65	8.71	6.0		
186	57	7.55	6.4		
213	49	6.57	7.0		
25	425	56.83	0.95		
29	265	48.95	1.10		
30	345	46.04	1.15		
35	295	39.61	1.35	K47	
40	265	35.39	1.50	KF47	4P
45	235	31.30	1.70	KA47	
48	220	29.32	1.80	KAF47	
54	194	25.91	2.1		
64	164	21.81	2.4		
72	147	19.58	2.7		
47	225	29.96	0.90		
56	188	24.99	1.05		
60	175	23.36	1.10		
69	152	20.19	1.20		
82	129	17.15	1.40		
91	115	15.32	1.50	K37	
107	98	13.08	1.70	KF37	4P
115	91	12.14	1.75	KA37	
133	79	10.49	2.00	KAF37	
157	67	8.91	2.40		
176	60	7.96	2.60		
206	51	6.80	2.90		
220	48	6.37	3.00		
261	40	5.36	3.50		
1.5 KW					
0.21	60700	6747	0.80		
0.24	53700	5991	0.95		
0.26	47900	5358	1.05		
0.29	42900	4817	1.15		
0.32	38900	4370	1.30	K187 R97	4P
0.39	33000	3609	1.50	KA187 R97	
0.46	27800	3062	1.80		
0.56	22800	2519	2.20		
0.62	20400	2268	2.50		
0.35	36700	4079	0.85		
0.42	30400	3376	1.05		
0.51	24700	2755	1.30		
0.65	19900	2182	1.60	K167 R97	4P
0.83	15500	1704	2.10	KA167 R97	
1.0	12800	1408	2.50		
1.1	11800	1296	2.70		
0.61	20700	2322	0.85		
0.85	15100	1659	1.20		
1.0	12300	1365	1.45		
1.1	11100	1229	1.65	K157 R97	
1.3	9840	1093	1.85	KF157 R97	4P
1.5	8480	942	2.10	KA157 R97	
1.6	7650	854	2.30	KAF157 R97	
2.5	5050	567	3.60		
2.8	4490	504	4.00		

輸出轉速 Output speed (r/min)	輸出轉矩 Output torque (N.M)	傳動比 Ratio (i)	使用係數 Service factor	機型 Type	馬達級數 Motor pole
1.5 KW					
2.6	4820	536	2.7	K127 R87	4P
3.4	3770	418	3.5	KF127 R87	
3.8	3330	367	3.9	KA127 R87	
				KAF127 R87	
0.80	16200	1757	0.80		4P
0.91	14200	1541	0.90		
1.0	12400	1342	1.05		
1.2	10900	1177	1.20		
1.4	9470	1025	1.35	K127 R77	
1.6	8300	899	1.55	KF127 R77	
1.8	7210	790	1.80	KA127 R77	
2.0	6480	704	2.0	KAF127 R77	
2.3	5590	610	2.3		
2.6	5040	549	2.6		
3.0	4360	477	3.0		
3.4	3840	418	3.4		
1.4	9460	1030	0.85		4P
1.6	8280	904	0.95		
1.8	7330	793	1.10		
2.0	6420	696	1.25	K107 R77	
2.3	5640	615	1.40	KF107 R77	
2.7	4780	522	1.65	KA107 R77	
3.1	4210	461	1.90	KAF107 R77	
3.5	3720	408	2.20		
3.9	3350	364	2.40		
4.4	2920	318	2.70		
2.5	5320	573	0.80		4P
2.8	4650	504	0.95		
3.2	4020	437	1.05		
3.7	3540	382	1.20	K97 R57	
4.1	3140	342	1.35	KF97 R57	
4.6	2820	305	1.50	KA97 R57	
5.5	2380	258	1.80	KAF97 R57	
6.1	2140	232	2.00		
7.1	1840	199	2.30		
4.3	3040	330	0.90		4P
4.8	2700	294	1.00	K87 R57	
5.6	2310	250	1.15	KF87 R57	
6.0	2180	236	1.25	KA87 R57	
7.0	1860	201	1.45	KAF87 R57	
7.7	1690	183	1.60		
4.9	2940	143.47	2.7	K107	8P
5.8	2490	121.46	3.2	KF107	
6.2	2300	112.41	3.5	KA107	
				KAF107	
4.6	3140	153.21	1.35	K97	8P
5.0	2870	140.28	1.50	KF97	
5.7	2540	123.93	1.70	KA97	
				KAF97	
5.2	2740	176.05	1.55	K97	6P
6.0	2390	153.21	1.80	KF97	
6.6	2180	140.28	1.95	KA97	
7.4	1930	123.93	2.20	KAF97	
8.0	1790	176.05	2.4	K97	4P
9.2	1560	153.21	2.8	KF97	
10	1430	140.28	3.0	KA97	
11	1260	123.93	3.4	KAF97	

輸出轉速 Output speed (r/min)	輸出轉矩 Output torque (N.M)	傳動比 Ratio (i)	使用係數 Service factor	機型 Type	馬達級數 Motor pole
1.5 KW					
6.2	2290	147.33	1.20	K87	6P
7.2	1980	126.91	1.35	KF87	
7.9	1800	115.82	1.50	KA87	
9.0	1600	102.71	1.70	KAF87	
8.1	1770	174.19	1.55		4P
8.6	1670	164.34	1.60		
9.6	1500	147.32	1.80	K87	
11	1290	126.91	2.10	KF87	
12	1180	115.83	2.30	KA87	
14	1040	102.71	2.60	KAF87	
16	880	86.34	3.10		
8.1	1770	113.56	0.90	K77	6P
9.5	1510	97.05	1.05	KF77	
10	1390	88.97	1.10	KA77	
12	1220	78.07	1.30	KAF77	
10	1370	135.28	1.15		4P
11	1310	128.52	1.20		
12	1150	113.56	1.35		
15	990	97.05	1.55		
16	900	88.97	1.70	K77	
18	795	78.07	1.95	KF77	
19	750	73.99	2.10	KA77	
22	660	64.76	2.40	KAF77	
24	595	58.34	2.60		
28	520	51.18	3.00		
31	460	45.16	3.40		
35	405	40.04	3.80		
16	910	90.04	0.90		4P
18	775	76.37	1.05		
20	700	68.95	1.15		
23	615	60.66	1.35		
25	580	57.28	1.40	K67	
29	495	48.77	1.65	KF67	
32	450	44.32	1.80	KA67	
37	390	38.39	2.00	KAF67	
40	360	35.62	2.30		
47	305	30.22	2.70		
52	275	27.28	3.00		
59	245	24.00	3.30		
23	620	60.81	0.95		4P
25	585	57.42	1.05		
29	495	48.89	1.20		
32	450	44.43	1.35		
37	390	38.49	1.55	K57	
39	365	35.70	1.65	KF57	
47	310	30.28	1.95	KA57	
52	280	27.34	2.20	KAF57	
59	245	24.05	2.50		
62	230	22.71	2.60		
73	196	19.34	2.90		
36	400	39.61	1.00		4P
40	360	35.39	1.10		
45	320	31.30	1.25		
48	300	29.32	1.35		
54	265	25.91	1.50	K47	
65	220	21.81	1.80	KF47	
72	199	19.58	2.00	KA47	
84	171	16.86	2.20	KAF47	
89	161	15.86	2.00		
103	139	13.65	2.60		
116	124	12.19	2.80		
120	120	11.77	2.30		

斜齒傘齒輪減速機 Helical Bevel Gear Reducer

輸出轉速 Output speed (r/min)	輸出轉矩 Output torque (N.M)	傳動比 Ratio (i)	使用係數 Service factor	機型 Type	馬達級數 Motor pole
1.5 KW					
60	235	23.36	0.80		
70	205	20.19	0.90		
82	174	17.15	1.05		
92	156	15.32	1.10		
108	133	13.08	1.25	K37	
116	123	12.14	1.30	KF37	
134	107	10.49	1.50	KA37	4P
158	91	8.91	1.75	KAF37	
177	81	7.96	1.90		
207	69	6.80	2.2		
221	65	6.37	2.2		
263	55	5.36	2.6		
2.2KW					
0.32	57900	4370	0.85		
0.50	37000	2818	1.35		
0.39	48800	3609	1.00		
0.46	41300	3062	1.20	K187 R97	4P
0.56	33800	2519	1.50	KA187 R97	
0.62	30400	2268	1.65		
0.69	27400	2054	1.80		
0.77	24200	1821	2.10		
0.88	21400	1605	2.30		
0.51	36600	2755	0.85		
0.62	29800	2263	1.05		
0.65	29500	2182	1.10		
0.83	22900	1704	1.40	K167 R97	4P
1.00	19000	1408	1.70	KA167 R97	
1.10	17400	1296	1.85		
1.30	14700	1101	2.20		
1.50	12600	944	2.50		
0.85	22400	1659	0.80		
1.0	18300	1365	1.00	K157 R97	
1.1	16500	1229	1.10	KF157 R97	4P
1.3	14600	1093	1.25	KA157 R97	
1.5	12600	942	1.45	KAF157 R97	
1.6	11400	854	1.60		
1.9	9990	756	1.80		
2.6	7180	536	1.8	K127 R87	
3.0	6310	473	2.1	KF127 R87	4P
3.4	5600	418	2.3	KA127 R87	
3.8	4950	367	2.6	KAF127 R87	
4.3	4440	330	2.9		
1.4	14000	1025	0.95		
1.6	12200	899	1.05		
1.8	10700	790	1.20	K127 R77	
2.0	9580	704	1.35	KF127 R77	4P
2.3	8280	610	1.55	KA127 R77	
2.6	7460	549	1.75	KAF127 R77	
3.0	6460	477	2.00		
3.4	5680	418	2.30		
2.3	8340	615	0.95		
2.7	7070	522	1.15		
3.1	6230	461	1.30	K107 R77	
3.5	5520	408	1.45	KF107 R77	4P
3.9	4940	364	1.60	KA107 R77	
4.4	4320	318	1.85	KAF107 R77	
4.9	3890	286	2.10		
5.6	3410	251	2.30		

輸出轉速 Output speed (r/min)	輸出轉矩 Output torque (N.M)	傳動比 Ratio (i)	使用係數 Service factor	機型 Type	馬達級數 Motor pole
2.2 KW					
3.7	5210	382	0.80		
4.1	4640	342	0.95	K97 R57	
4.6	4170	305	1.05	KF97 R57	4P
5.5	3510	258	1.20	KA97 R57	
6.1	3160	232	1.35	KAF97 R57	
7.1	2710	199	1.60		
4.9	4310	143.47	1.85	K107	
5.8	3650	121.46	2.2	KF107	8P
6.2	3370	112.41	2.4	KA107	
6.9	3020	100.75	2.7	KAF107	
6.1	3420	153.21	1.25	K97	
6.7	3140	140.28	1.35	KF97	6P
7.6	2770	123.93	1.55	KA97	
8.9	2350	105.13	1.85	KAF97	
8.0	2620	176.05	1.65		
9.2	2280	153.21	1.90	K97	
10	2090	140.28	2.1	KF97	4P
11	1850	123.93	2.3	KA97	
13	1570	105.13	2.8	KAF97	
15	1440	96.80	3.0		
9.6	2200	147.32	1.25		
11	1890	126.91	1.45		
12	1730	115.82	1.55	K87	
14	1530	102.71	1.75	KF87	4P
16	1290	86.34	2.10	KA87	
18	1180	79.34	2.30	KAF87	
20	1050	70.46	2.60		
22	940	63.00	2.90		
12	1690	113.56	0.90		
15	1450	97.05	1.05		
16	1330	88.97	1.15		
18	1160	78.07	1.35		
19	1100	73.99	1.40		
22	960	64.76	1.60	K77	
24	870	58.34	1.80	KF77	4P
28	765	51.18	2.00	KA77	
31	675	45.16	2.30	KAF77	
35	595	40.04	2.60		
40	525	35.19	3.00		
46	60	30.88	3.40		
48	435	29.26	3.60		
55	380	25.61	4.10		
23	900	60.66	0.90		
25	850	57.28	0.95		
29	725	48.77	1.15		
32	660	44.32	1.25		
37	570	38.39	1.40		
40	530	35.61	1.55		
47	450	30.21	1.80		
52	405	27.27	2.0		
59	360	23.99	2.2	K67	
62	340	22.66	2.3	KF67	4P
73	285	19.29	2.6	KA67	
80	260	17.53	2.8	KAF67	
93	225	15.19	3.1		
107	197	13.22	3.4		
113	186	12.48	2.8		
133	158	10.63	3.2		
146	144	9.66	3.3		
169	125	8.37	3.5		
194	109	7.28	3.9		

輸出轉速 Output speed (r/min)	輸出轉矩 Output torque (N.M)	傳動比 Ratio (i)	使用係數 Service factor	機型 Type	馬達級數 Motor pole
2.2 KW					
32	660	44.43	0.90		
37	575	38.49	1.05		
39	530	35.70	1.15		
47	450	30.28	1.35		
52	405	27.34	1.45	K57	
59	360	24.05	1.65	KF57	
62	340	22.71	1.75	KA57	4P
73	290	19.34	2.00	KAF57	
80	260	17.57	2.10		
93	225	15.22	2.40		
106	197	13.25	2.60		
118	178	11.92	2.30		
125	168	11.26	2.50		
54	385	25.91	1.05		
65	325	21.81	1.25		
72	290	19.58	1.35		
84	250	16.86	1.50	K47	
89	235	15.86	1.60	KF47	4P
103	205	13.65	1.75	KA47	
116	182	12.19	1.95	KAF47	
120	175	11.77	1.60		
133	157	10.56	1.80		
155	136	9.10	2.10		
108	195	13.08	0.85		
134	156	10.49	1.00	K37	
158	133	8.91	1.20	KF37	4P
177	119	7.96	1.30	KA37	
207	101	6.80	1.50	KAF37	
221	95	6.37	1.55		
263	80	5.36	1.75		
3.0 KW					
0.50	51300	2818	0.95		
0.46	57100	3062	0.90		
0.56	46800	2519	1.05		
0.62	42100	2268	1.20	K187 R97	4P
0.68	38000	2054	1.30	KA187 R97	
0.77	33600	1821	1.50		
0.87	29700	1605	1.70		
1.00	25600	1395	1.95		
1.20	22100	1196	2.30		
0.82	31700	1704	1.00		
0.99	26200	1408	1.20		
1.1	24100	1296	1.35		
1.3	20300	1101	1.55	K167 R97	4P
1.5	17500	944	1.85	KA167 R97	
1.7	15500	843	2.1		
1.9	14000	757	2.3		
1.1	22800	1229	0.80		
1.3	20300	1093	0.90		
1.5	17500	942	1.05	K157 R97	
1.6	15800	854	1.15	KF157 R97	4P
1.9	13900	756	1.30	KA157 R97	
2.5	10500	567	1.70	KAF157 R97	
2.8	9310	504	1.95		
2.6	9940	536	1.3		
3.0	8750	473	1.5	K127 R87	
3.3	7760	418	1.7	KF127 R87	4P
3.8	6840	367	1.9	KA127 R87	
4.2	6140	330	2.1	KAF127 R87	
4.9	5300	287	2.5		

輸出轉速 Output speed (r/min)	輸出轉矩 Output torque (N.M)	傳動比 Ratio (i)	使用係數 Service factor	機型 Type	馬達級數 Motor pole
3.0 KW					
1.8	14800	790	0.90		
2.0	13200	704	1.00	K127 R77	
2.3	11400	610	1.15	KF127 R77	4P
2.5	10300	549	1.25	KA127 R77	
2.9	8920	477	1.45	KAF127 R77	
3.3	7840	418	1.65		
3.0	8610	461	0.95		
3.4	7620	408	1.05		
3.8	6820	364	1.15		
4.4	5960	318	1.35	K107 R77	
4.9	5370	286	1.50	KF107 R77	4P
5.6	4700	251	1.70	KA107 R77	
6.3	4150	222	1.95	KAF107 R77	
7.1	3670	196	2.20		
8.1	3250	174	2.20		
9.1	2880	154	2.50		
10	2610	140	2.80		
5.4	4840	258	0.90	K97 R57	
6.0	4360	232	1.00	KF97 R57	4P
7.0	3740	199	1.15	KA97 R57	
				KAF97 R57	
5.0	5710	143.47	1.40		
5.9	4830	121.46	1.65	K107	
6.4	4470	112.41	1.80	KF107	8P
7.2	4010	100.75	2.0	KA107	
7.9	3620	90.96	2.2	KAF107	
6.6	4370	143.47	1.85	K107	
7.7	3700	121.46	2.2	KF107	6P
8.4	3430	112.41	2.3	KA107	
9.3	3070	100.75	2.6	KAF107	
				K107	
9.8	2940	143.47	2.7	KF107	4P
12	2490	121.46	3.2	KA107	
				KAF107	
7.6	3780	123.93	1.15	K97	
8.9	3200	105.13	1.35	KF97	6P
9.7	2950	96.80	1.45	KA97	
11	2640	86.52	1.65	KAF97	
7.9	3600	176.05	1.20		
9.1	3140	153.21	1.35		
10	2870	140.28	1.50		
11	2540	123.93	1.70		
13	2150	105.13	2.0	K97	
14	1980	96.80	2.2	KF97	4P
16	1770	86.52	2.4	KA97	
18	1590	77.89	2.7	KAF97	
20	1440	70.54	3.0		
22	1280	62.55	3.4		
25	1160	56.55	3.7		
9.5	3010	147.33	0.90		
11	2600	126.91	1.05		
12	2370	115.82	1.15		
14	2100	102.71	1.30		
16	1770	86.34	1.55	K87	
18	1620	79.34	1.65	KF87	4P
20	1440	70.46	1.85	KA87	
22	1290	63.00	2.10	KAF87	
25	1160	56.64	2.30		
28	1010	49.16	2.70		
32	900	44.02	2.90		
38	745	36.52	3.30		

斜齒傘齒輪減速機 Helical Bevel Gear Reducer

輸出轉速 Output speed (r/min)	輸出轉矩 Output torque (N.M)	傳動比 Ratio (i)	使用係數 Service factor	機型 Type	馬達級數 Motor pole
3.0 KW					
16	1820	88.97	0.85		
18	1600	78.07	0.95		
19	1510	73.99	1.00		
22	1330	64.76	1.15	K77	
24	1190	58.34	1.30	KF77	4P
27	1050	51.18	1.50	KA77	
31	920	45.16	1.70	KAF77	
35	820	40.04	1.90		
40	720	35.19	2.2		
45	630	30.88	2.5		
32	910	44.32	0.90		
36	785	38.39	1.00		
39	730	35.61	1.15		
46	620	30.21	1.35		
51	560	27.27	1.45		
58	490	23.99	1.65	K67	
62	465	22.66	1.70	KF67	4P
73	395	19.29	1.95	KA67	
80	360	17.53	2.1	KAF67	
92	310	15.19	2.2		
106	270	13.22	2.5		
112	255	12.48	2.1		
132	220	10.63	2.3		
145	198	9.66	2.4		
46	620	30.28	0.95		
51	560	27.34	1.05		
58	490	24.05	1.20		
62	465	22.71	1.30		
72	395	19.34	1.45		
80	360	17.57	1.55	K57	
92	310	15.22	1.70	KF57	4P
106	270	13.25	1.90	KA57	
117	245	11.92	1.70	KAF57	
124	230	11.26	1.80		
146	196	9.59	2.10		
161	178	8.71	2.20		
186	154	7.55	2.40		
213	134	6.57	2.60		
72	400	19.58	1.00		
83	345	16.86	1.10		
88	325	15.86	1.15		
103	280	13.65	1.30		
115	250	12.19	1.40	K47	
119	240	11.77	1.15	KF47	4P
133	215	10.56	1.30	KA47	
154	186	9.10	1.50	KAF47	
164	175	8.56	1.55		
190	151	7.36	1.65		
213	135	6.58	1.80		
241	119	5.81	1.95		
157	182	8.91	0.90	K37	
176	163	7.96	0.95	KF37	4P
206	139	6.80	1.10	KA37	
220	130	6.37	1.10	KAF37	
261	110	5.36	1.30		
4.0 KW					
1.7	20300	835	2.5	K187 R107	4P
2.7	12600	520	4.0	KA187 R107	
0.56	61900	2519	0.80		
0.63	55600	2268	0.90		
0.69	50300	2054	1.00	K187 R97	4P
0.78	44500	1821	1.10	KA187 R97	
0.88	39300	1605	1.25		

輸出轉速 Output speed (r/min)	輸出轉矩 Output torque (N.M)	傳動比 Ratio (i)	使用係數 Service factor	機型 Type	馬達級數 Motor pole
4.0 KW					
1.0	34000	1395	1.45		
1.2	29200	1196	1.70	K187 R97	4P
1.4	25600	1046	1.95	KA187 R97	
1.5	23100	945	2.20		
1.0	34600	1408	0.90		
1.1	31900	1296	1.00		
1.3	26900	1101	1.20	K167 R97	4P
1.5	23100	944	1.40	KA167 R97	
1.7	20500	843	1.55		
1.9	18500	757	1.75		
2.2	15400	632	2.10		
1.7	20900	854	0.85	K157 R97	
1.9	18400	756	1.00	KF157 R97	4P
2.5	13800	567	1.30	KA157 R97	
2.8	12300	504	1.45	KAF157 R97	
3.3	10600	434	1.70		
2.7	13100	536	1.00		
3.0	11600	473	1.10	K127 R87	
3.4	10300	418	1.25	KF127 R87	4P
3.9	9040	367	1.45	KA127 R87	
4.3	8120	330	1.60	KAF127 R87	
5.0	7010	287	1.85		
5.6	6200	253	2.10		
2.3	15100	610	0.85	K127 R77	
2.6	13600	549	0.95	KF127 R77	4P
3.0	11800	477	1.10	KA127 R77	
3.4	10300	418	1.25	KAF127 R77	
3.9	8990	364	0.90		
4.5	7860	318	1.00		
5.0	7080	286	1.15	K107 R77	
5.7	6200	251	1.30	KF107 R77	4P
6.4	5470	222	1.45	KA107 R77	
7.2	4840	196	1.65	KAF107 R77	
8.2	4290	174	1.70		
9.2	3800	154	1.90		
10.0	3440	140	2.10		
7.1	4930	199	0.85	K97 R57 KF97 R57 KA97 R57 KAF97 R57	4P
5.3	7220	136.35	1.8	K127	
5.9	6500	122.67	2.0	KF127	8P
6.5	5850	110.35	2.2	KA127 KAF127	
6.6	5810	146.30	2.2	K127	
7.1	5420	136.35	2.4	KF127	6P
7.8	4870	122.67	2.7	KA127	
8.7	4380	110.35	3.0	KAF127	
6.4	5960	112.41	1.35	K107	
7.2	5340	100.75	1.50	KF107	8P
7.9	4830	90.96	1.65	KA107	
8.7	4380	82.61	1.85	KAF107	
6.7	5710	143.47	1.40	K107	
7.9	4830	121.46	1.65	KF107	6P
8.5	4470	100.75	1.80	KA107	
9.5	4010	112.41	2.00	KAF107	
11	3620	90.96	2.20		

輸出轉速 Output speed (r/min)	輸出轉矩 Output torque (N.M)	傳動比 Ratio (i)	使用係數 Service factor	機型 Type	馬達級數 Motor pole
4.0 KW					
9.9	3860	143.47	2.1		
12	3270	121.46	2.5		
13	3020	112.41	2.7	K107	
14	2710	100.75	3.0	KF107	4P
16	2450	90.96	3.3	KA107	
17	2220	82.61	3.6	KAF107	
19	1970	73.30	4.1		
9.3	4120	153.21	1.05		
10	3770	140.28	1.15		
11	3330	123.93	1.30	K97	
14	2830	105.13	1.50	KF97	4P
15	2600	96.80	1.65	KA97	
16	2330	86.52	1.85	KAF97	
18	2100	77.89	2.00		
20	1900	70.54	2.30		
12	3120	115.82	0.85		
14	2760	102.71	1.00		
16	2320	86.34	1.15		
18	2130	79.34	1.25	K87	
20	1900	70.46	1.40	KF87	4P
23	1690	63.00	1.60	KA87	
25	1520	56.64	1.75	KAF87	
29	1320	49.16	2.00		
32	1180	44.02	2.20		
39	980	36.52	2.50		
22	1740	64.76	0.90		
24	1570	58.34	1.00		
28	1380	51.18	1.15		
31	1210	45.16	1.30		
35	1080	40.04	1.45	K77	
37	1030	38.39	1.45	KF77	4P
40	950	35.19	1.65	KA77	
46	830	30.88	1.85	KAF77	
49	785	29.26	1.95		
55	690	25.61	2.20		
62	620	23.08	2.50		
70	545	20.24	2.80		
47	810	30.21	1.00		
52	735	27.27	1.10		
59	645	23.99	1.25		
63	610	22.66	1.30		
74	520	19.29	1.45	K67	
81	470	17.53	1.55	KF67	4P
94	410	15.19	1.70	KA67	
107	355	13.22	1.90	KAF67	
114	335	12.48	1.60		
134	285	10.63	1.75		
147	260	9.66	1.85		
170	225	8.37	1.95		
195	196	7.28	2.10		
59	645	24.05	0.95		
63	610	22.71	1.00		
73	520	19.34	1.10		
81	475	17.57	1.15		
93	410	15.22	1.30	K57	
107	355	13.25	1.45	KF57	4P
119	320	11.92	1.30	KA57	
126	305	11.26	1.35	KAF57	
148	260	9.59	1.55		
163	235	8.71	1.65		
188	205	7.55	1.80		
216	177	6.57	1.95		

輸出轉速 Output speed (r/min)	輸出轉矩 Output torque (N.M)	傳動比 Ratio (i)	使用係數 Service factor	機型 Type	馬達級數 Motor pole
5.5 KW					
0.79	61100	1821	0.80		
0.89	53900	1605	0.95		
1.0	46700	1395	1.05		
1.2	40100	1196	1.25	K187 R97	4P
1.4	35100	1046	1.45	KA187 R97	
1.5	31700	945	1.60		
1.9	24800	738	2.0		
2.3	20800	621	2.4		
1.3	36900	1101	0.85		
1.5	31700	944	1.00		
1.7	28200	843	1.15		
1.9	25400	757	1.25	K167 R97	4P
2.3	21200	632	1.50	KA167 R97	
2.5	18700	561	1.70		
3.0	16100	481	2.00		
3.4	14100	423	2.30		
2.2	22100	661	0.80		
2.5	19000	567	0.95	K157 R97	
2.8	16900	504	1.05	KF157 R97	4P
3.3	14500	434	1.25	KA157 R97	
3.8	12700	379	1.40	KAF157 R97	
4.3	11100	333	1.60		
3.4	14100	418	0.90		
3.9	12400	367	1.05		
4.3	11100	330	1.15	K127 R77	
5.0	9620	287	1.35	KF127 R77	4P
5.6	8510	253	1.55	KA127 R77	
6.7	7150	213	1.80	KAF127 R77	
7.1	6740	200	1.80		
8.6	5580	166	2.20		
9.8	4920	147	2.40		
6.4	7490	222	1.05	K107 R77	
7.3	6640	196	1.20	KF107 R77	4P
8.2	5870	174	1.25	KA107 R77	
9.3	5200	154	1.40	KAF107 R77	
10	4720	140	1.55		
4.7	11100	150.41	1.6	K157	
5.8	9050	122.39	2.0	KF157	8P
7.1	7410	100.22	2.4	KA157	
7.8	6780	91.65	2.7	KAF157	
5.2	10100	136.35	1.30	K127	
5.8	9060	122.67	1.45	KF127	8P
6.4	8150	110.35	1.60	KA127	
7.9	6650	90.03	1.95	KAF127	
7.1	7450	136.35	1.75	K127	
7.8	6700	122.67	1.95	KF127	6P
8.7	6030	110.35	2.20	KA127	
11	4920	90.03	2.60	KAF127	
8.5	6150	112.41	1.30	K107	
9.5	5510	100.75	1.45	KF107	6P
11	4980	90.96	1.60	KA107	
12	4520	82.61	1.75	KAF107	
10	5270	143.47	1.50		
12	4460	121.46	1.80	K107	
13	4130	112.41	1.95	KF107	4P
14	3700	100.75	2.20	KA107	
16	3340	90.96	2.40	KAF107	
17	3030	82.61	2.60		

斜齒傘齒輪減速機 Helical Bevel Gear Reducer

輸出轉速 Output speed (r/min)	輸出轉矩 Output torque (N.M)	傳動比 Ratio (i)	使用係數 Service factor	機型 Type	馬達級數 Motor pole
5.5 KW					
12	4550	123.93	0.95		
14	3860	105.13	1.10		
15	3560	93.80	1.20	K97	
17	3180	86.52	1.35	KF97	4P
18	2860	77.89	1.50	KA97	
20	2590	70.54	1.65	KAF97	
23	2300	62.55	1.85		
25	2080	56.55	2.10		
30	1760	47.93	2.40		
17	3170	86.34	0.85		
18	2910	79.34	0.95		
20	2590	70.46	1.05		
23	2310	63.00	1.15	K87	
25	2080	56.64	1.30	KF87	4P
29	1810	49.16	1.50	KA87	
32	1620	44.02	1.60	KAF87	
39	1340	36.52	1.85		
46	1150	31.38	2.30		
51	1020	27.87	2.50		
32	1660	45.16	0.95		
36	1470	40.04	1.05		
46	1130	30.88	1.35		
49	1070	29.26	1.45		
56	940	25.61	1.65	K77	
62	850	23.08	1.85	KF77	4P
71	745	20.24	2.0	KA77	
80	655	17.86	2.2	KAF77	
90	580	15.84	2.4		
106	495	13.52	2.7		
116	455	12.33	2.2		
132	400	10.81	2.5		
60	880	23.99	0.90		
63	830	22.66	0.95		
74	710	19.29	1.05		
82	645	17.53	1.15	K67	
94	560	15.19	1.25	KF67	4P
108	485	13.22	1.40	KA67	
115	460	12.48	1.15	KAF67	
135	390	10.63	1.30		
148	355	9.66	1.35		
171	305	8.37	1.45		
196	265	7.28	1.55		
81	645	17.57	0.85		
94	560	15.22	0.95		
108	485	13.25	1.05	K57	
120	440	11.92	0.95	KF57	4P
127	415	11.26	1.00	KA57	
149	350	9.59	1.15	KAF57	
164	320	8.71	1.20		
190	275	7.55	1.30		
218	240	6.57	1.45		
7.5 KW					
1.7	38200	835	1.30		
2.0	33300	729	1.50	K187 R107	4P
2.3	28400	622	1.75	KA187 R107	
1.2	55000	1196	0.90		
1.4	48000	1046	1.05		
1.5	43400	945	1.15	K187 R97	4P
1.9	33900	738	1.45	KA187 R97	
2.3	28500	621	1.75		
2.7	24100	527	2.10		

輸出轉速 Output speed (r/min)	輸出轉矩 Output torque (N.M)	傳動比 Ratio (i)	使用係數 Service factor	機型 Type	馬達級數 Motor pole
7.5 KW					
1.7	38700	843	0.85		
1.9	34700	757	0.90		
2.3	29000	632	1.10	K167 R97	4P
2.5	25700	561	1.25	KA167 R97	
3.0	22100	481	1.45		
3.4	19400	423	1.65		
3.9	16900	369	1.90		
3.3	19900	434	0.90	K157 R97	
3.8	17400	379	1.05	KF157 R97	4P
4.3	15300	333	1.20	KA157 R97	
4.9	13300	291	1.35	KAF157 R97	
4.3	15200	330	0.85		
5.0	13200	287	1.00		
5.6	11600	253	1.10	K127 R77	
6.7	9790	213	1.35	KF127 R77	4P
7.1	9220	200	1.30	KA127 R77	
8.6	7640	166	1.55	KAF127 R77	
9.8	6740	147	1.80		
				K167	
4.4	16400	164.50	1.95	KF167	8P
5.3	13400	134.99	2.4	KA167	
				KAF167	
				K167	
5.8	12300	164.50	2.6	KF167	6P
7.1	10100	134.99	3.2	KA167	
				KAF167	
6.4	11200	150.41	1.60	K157	
7.8	9130	122.39	1.95	KF157	6P
9.6	7480	100.22	2.4	KA157	
10	6840	91.65	2.6	KAF157	
12	5950	79.65	3.0		
7.1	10200	136.35	1.30	K127	
7.8	9140	122.67	1.40	KF127	6P
8.7	8220	110.35	1.60	KA127	
11	6710	90.03	1.95	KAF127	
9.8	7320	146.30	1.8		
11	6820	136.35	1.9	K127	
12	6130	122.67	2.1	KF127	4P
13	5520	110.35	2.4	KA127	
16	4500	90.03	2.9	KAF127	
17	4110	82.11	3.2		
20	3550	71.06	3.7		
10	7190	143.47	1.10		
12	6080	121.46	1.30		
13	5630	112.41	1.40		
14	5050	100.75	1.60		
16	4560	90.96	1.75	K107	
17	4140	82.61	1.95	KF107	4P
20	3670	73.30	2.20	KA107	
22	3330	66.52	2.40	KAF107	
25	2860	57.17	2.80		
29	2500	49.90	3.10		
34	2120	42.33	3.50		
39	1850	37.00	3.90		
15	4850	96.80	0.90		
17	4330	86.52	1.00	K97	
18	3900	77.89	1.10	KF97	4P
20	3530	70.54	1.20	KA97	
23	3130	62.55	1.35	KAF97	

輸出轉速 Output speed (r/min)	輸出轉矩 Output torque (N.M)	傳動比 Ratio (i)	使用係數 Service factor	機型 Type	馬達級數 Motor pole
7.5 KW					
25	2830	56.55	1.5		
30	2400	47.93	1.8	K97	
34	2100	41.87	2.0	KF97	4P
37	1920	38.29	2.2	KA97	
42	1710	34.22	2.5	KAF97	
23	3160	63.00	0.85		
25	2840	56.64	0.95		
29	2460	49.16	1.10		
32	2200	44.02	1.20		
39	1830	36.52	1.35		
46	1570	31.38	1.70	K87	
51	1400	27.87	1.85	KF87	4P
57	1250	24.92	2.00	KA87	
64	1120	22.40	2.00	KAF87	
74	970	19.45	2.40		
82	870	17.41	2.50		
89	800	16.00	2.20		
99	725	14.44	2.90		
46	1550	30.88	1.00		
49	1470	29.26	1.05		
56	1280	25.61	1.20		
62	1160	23.08	1.35		
71	1010	20.24	1.50	K77	
80	890	17.86	1.60	KF77	4P
90	795	15.84	1.75	KA77	
106	675	13.52	2.00	KAF77	
116	620	12.33	1.60		
132	545	10.81	1.80		
150	480	9.54	1.95		
169	425	8.46	2.13		
198	365	7.22	2.30		
11 KW					
1.7	55900	835	0.90		
2.0	48800	729	1.05		
2.3	41600	622	1.20	K187 R107	4P
2.8	34800	520	1.45	KA187 R107	
3.2	30400	454	1.65		
4.1	23800	355	2.10		
2.0	49600	738	1.0		
2.3	41700	621	1.2	K187 R97	4P
2.7	35300	527	1.4	KA187 R97	
4.5	21300	318	1.5		
5.2	18600	278	1.7		
5.9	16300	244	2.0	K167 R107	4P
6.8	14200	213	2.2	KA167 R107	
7.0	13700	206	2.3		
2.6	37500	561	0.85		
3.0	32300	481	1.00	K167 R97	4P
3.4	28300	423	1.15	KA167 R97	
3.9	24700	369	1.30		
				K157 R97	
4.3	22300	333	0.8	KF157 R97	4P
4.9	19500	291	0.9	KA157 R97	
				KAF157 R97	
6.8	14300	213	0.90	K127 R87	
7.2	13500	200	0.90	KF127 R87	4P
8.7	11200	166	1.10	KA127 R87	
9.8	9850	147	1.20	KAF127 R87	

輸出轉速 Output speed (r/min)	輸出轉矩 Output torque (N.M)	傳動比 Ratio (i)	使用係數 Service factor	機型 Type	馬達級數 Motor pole
11 KW					
5.3	19700	134.99	1.6	K167	8P
6.6	16000	109.83	2.0	KA167	
5.8	18000	164.50	1.8	K167	6P
7.1	14800	134.99	2.2	KA167	
8.8	12000	164.50	2.7	K167	4P
11	9850	134.99	3.2	KA167	
5.9	17900	122.39	1.00	K157	
7.2	14600	100.22	1.25	KF157	8P
7.9	13400	91.65	1.35	KA157	
9.0	11600	79.75	1.55	KAF157	
6.4	16500	150.41	1.10		
7.8	13400	122.39	1.35	K157	
9.6	11000	100.22	1.65	KF157	6P
10	10000	91.65	1.80	KA157	
12	8730	79.75	2.10	KAF157	
9.6	11000	150.41	1.65	K157	
12	8930	122.37	2.00	KF157	4P
14	7310	100.22	2.50	KA157	
16	6690	91.65	2.70	KAF157	
11	9930	136.35	1.30		
12	8930	122.67	1.45	K127	
13	8040	110.35	1.60	KF127	4P
16	6560	90.03	2.00	KA127	
18	5980	82.11	2.20	KA127	
20	5180	71.06	2.50		
13	8200	112.41	1.00		
14	7350	100.75	1.10		
16	6630	90.96	1.20		
17	6030	82.61	1.35	K107	
20	5350	73.30	1.50	KF107	4P
22	4850	66.52	1.65	KA107	
25	4170	57.17	1.90	KAF107	
29	3640	49.90	2.20		
34	3090	42.33	2.40		
39	2700	37.00	2.70		
20	5150	70.54	0.85		
23	4560	62.55	0.95		
25	4130	56.55	1.05		
30	3500	47.93	1.25		
34	3050	41.87	1.40	K97	
38	2790	38.29	1.55	KF97	4P
42	2500	34.22	1.70	KA97	
47	2250	30.81	1.90	KAF97	
52	2040	27.90	2.1		
58	1800	24.74	2.4		
64	1630	22.37	2.6		
33	3210	44.02	0.80		
39	2660	36.52	0.95		
46	2290	31.38	1.20		
52	2030	27.87	1.30		
58	1820	24.92	1.40		
64	1630	22.40	1.40	K87	
74	1420	19.45	1.60	KF87	4P
83	1270	17.41	1.75	KA87	
90	1170	16.00	1.55	KAF87	
100	1050	14.44	2.00		
115	920	12.56	2.20		
129	810	11.16	1.85		
144	730	10.00	2.10		
174	605	8.29	2.30		
200	525	7.21	2.50		

斜齒傘齒輪減速機 Helical Bevel Gear Reducer

輸出轉速 Output speed (r/min)	輸出轉矩 Output torque (N.M)	傳動比 Ratio (i)	使用係數 Service factor	機型 Type	馬達級數 Motor pole
11 KW					
62	1680	23.08	0.90		
71	1480	20.24	1.00		
81	1300	17.86	1.10		
91	1160	15.84	1.20	K77	4P
107	990	13.52	1.35	KF77	
117	900	12.33	1.10	KA77	
133	790	10.81	1.25	KAF77	
151	700	9.54	1.35		
170	620	8.46	1.45		
199	530	7.22	1.55		
15 KW					
2.3	56100	622	0.90		
2.8	47000	520	1.05		
3.2	41000	454	1.20	K187 R107	4P
4.1	32100	355	1.55	KA187 R107	
5.6	23600	261	2.10		
4.6	28700	318	1.10		
5.3	25000	278	1.30		
6.0	22000	244	1.45		
6.8	19200	213	1.65	K167 R107	4P
7.1	18500	206	1.75	KA167 R107	
8.1	16200	180	1.95		
9.1	14400	160	2.20		
6.3	20700	230	0.85		
6.9	19200	213	0.95	K157 R107	
7.8	16800	187	1.05	KF157 R107	4P
9.3	14200	157	1.25	KA157 R107	
12	11000	122	1.65	KAF157 R107	
14	9630	107	1.85		
5.4	26600	179.86	1.9	K187	4P
5.9	24400	165.21	2.0	KA187	
7.2	19900	134.99	1.60	K167	6P
8.8	16200	109.83	1.95	KA167	
8.9	16100	164.50	2.0	K167	4P
11	13200	134.99	2.4	KA167	
7.9	18100	122.39	1.00	K157 R97	
9.7	14800	100.22	1.20	KF157 R97	6P
11	13500	91.65	1.35	KA157 R97	
12	11800	79.75	1.55	KAF157 R97	
14	10400	70.38	1.75		
9.7	14800	150.41	1.20		
12	12000	122.39	1.50	K157	
15	9830	100.22	1.85	KF157	6P
16	8990	91.65	2.00	KA157	
18	7820	79.75	2.30	KAF157	
11	13400	136.14	0.95		
12	12000	122.48	1.10		
13	10800	110.18	1.20		
16	8820	89.89	1.45	K157	
18	8040	81.98	1.60	KF157	4P
21	6960	70.95	1.85	KA157	
23	6140	62.60	2.10	KAF157	
27	5300	54.07	2.50		
31	4690	47.82	2.80		
16	8920	90.03	0.90	K127	
18	8110	82.11	1.00	KF127	4P
20	7190	71.06	1.10	KA127	
22	6530	62.70	1.25	KAF127	

輸出轉速 Output speed (r/min)	輸出轉矩 Output torque (N.M)	傳動比 Ratio (i)	使用係數 Service factor	機型 Type	馬達級數 Motor pole
15 KW					
26	5610	57.17	1.45		
29	4900	49.90	1.60		
34	4150	42.33	1.75	K107	
39	3630	37.00	2.0	KF107	4P
45	3210	32.68	2.2	KA107	
47	3070	31.28	2.2	KAF107	
50	2840	29.00	2.5		
30	4700	47.93	0.90		
35	4110	41.87	1.05		
38	3760	38.29	1.15		
43	3360	34.22	1.30	K97	
47	3020	30.81	1.40	KF97	4P
52	2740	27.90	1.55	KA97	
59	2430	24.74	1.75	KAF97	
65	2190	22.37	1.95		
77	1860	18.96	2.30		
88	1620	16.56	2.70		
47	3080	31.38	0.90		
52	2730	27.87	0.95		
59	2440	24.92	1.00		
65	2200	22.40	1.05		
75	1910	19.45	1.20		
84	1710	17.41	1.30	K87	
91	1570	16.00	1.15	KF87	4P
101	1420	14.44	1.50	KA87	
116	1230	12.56	1.60	KAF87	
131	1100	11.16	1.35		
146	980	10.00	1.55		
176	810	8.29	1.70		
202	705	7.21	1.85		
18.5 KW					
2.8	57800	520	0.85		
3.2	50400	454	1.00	K187 R107	4P
4.1	39500	355	1.25	KA187 R107	
5.6	29000	261	1.70		
6.6	21600	221	2.00		
4.6	35300	318	0.90		
5.3	30800	278	1.05		
6.0	27100	244	1.20		
6.9	23600	213	1.35	K167 R107	4P
7.1	22800	206	1.40	KA167 R107	
8.1	20000	180	1.60		
9.2	17700	160	1.80		
11	15000	135	2.10		
12	13100	118	2.40		
7.8	20700	187	0.85	K157 R107	
9.3	17400	157	1.05	KF157 R107	4P
12	13600	122	1.35	KA157 R107	
14	11900	107	1.50	KAF157 R107	
5.4	32800	179.86	1.55		
5.9	30100	165.21	1.65	K187	6P
6.7	26300	144.59	1.90	KA187	
7.5	23600	129.69	2.10		
8.1	21700	179.86	2.3		
8.9	19900	165.21	2.5	K187	4P
10	17400	144.59	2.9	KA187	
11	15600	129.69	3.2		
11	16300	134.99	1.95		
13	13200	109.83	2.4	K167	4P
17	10600	87.86	3.0	KA167	

輸出轉速 Output speed (r/min)	輸出轉矩 Output torque (N.M)	傳動比 Ratio (i)	使用係數 Service factor	機型 Type	馬達級數 Motor pole
18.5 KW					
9.7	18300	100.22	1.00	K157	6P
11	16700	91.65	1.10	KF157	
12	14500	79.75	1.25	KA157	
14	12800	70.38	1.40	KAF157	
12	14800	122.39	1.20		4P
15	12100	100.22	1.50		
16	11100	91.65	1.65		
18	9620	79.75	1.85	K157	
21	8490	70.38	2.10	KF157	
24	7360	61.02	2.50	KA157	
27	6550	54.29	2.80	KAF157	
31	5640	46.79	3.20		
39	4580	38.02	3.90		
13	13300	110.35	1.0		4P
16	10800	90.03	1.2		
18	9890	82.11	1.3		
21	8560	71.06	1.5		
23	7550	62.70	1.7	K127	
27	6520	54.15	2.0	KF127	
31	5770	47.90	2.2	KA127	
36	4850	40.25	2.7	KAF127	
40	4370	36.30	3.0		
47	3780	31.41	3.4		
53	3340	27.72	3.9		
20	8840	73.30	0.90		4P
22	8020	66.52	1.00		
26	6890	57.17	1.15		
29	6020	49.90	1.30		
35	5100	42.33	1.45		
40	4460	37.00	1.60	K107	
45	3940	32.68	1.85	KF107	
47	3770	31.28	1.80	KA107	
51	3500	29.00	2.10	KAF107	
56	3170	26.32	2.30		
65	2730	22.62	2.60		
74	2380	19.74	3.00		
88	2020	16.75	3.50		
35	5050	41.87	0.85		4P
48	3720	30.81	1.15		
53	3360	27.90	1.30		
59	2980	24.74	1.45	K97	
65	2700	22.37	1.60	KF97	
77	2290	18.96	1.90	KA97	
88	2000	16.56	2.20	KAF97	
106	1670	13.85	2.60		
122	1450	11.99	2.70		
59	3000	24.92	0.85		4P
65	2700	22.40	0.85		
75	2340	19.45	1.00		
84	2100	17.41	1.05	K87	
101	1740	14.45	1.20	KF87	
117	1510	12.56	1.30	KA87	
131	1350	11.16	1.10	KAF87	
147	1210	10.00	1.25		
177	1000	8.29	1.40		
203	870	7.21	1.50		
22KW					
3.2	60000	454	0.85		4P
4.1	47000	355	1.05		
5.6	34500	261	1.45	K187 R107	
6.6	29300	221	1.70	KA187 R107	
7.6	25600	193	1.95		
8.9	21600	163	2.30		

輸出轉速 Output speed (r/min)	輸出轉矩 Output torque (N.M)	傳動比 Ratio (i)	使用係數 Service factor	機型 Type	馬達級數 Motor pole
22 KW					
5.3	36700	278	0.85		4P
6.0	32200	244	1.00		
6.9	28200	213	1.15		
7.1	27200	206	1.20	K167 R97	
8.1	23800	180	1.35	KA167 R97	
9.2	21100	160	1.50		
11	17900	135	1.80		
12	15600	118	2.0		
				K157 R97	4P
9.3	20800	157	0.85	KF157 R97	
12	16200	122	1.10	KA157 R97	
14	14100	107	1.25	KAF157 R97	
5.4	39000	179.86	1.3		6P
5.9	35800	165.21	1.4		
6.7	31300	144.59	1.6	K187	
7.5	28100	129.69	1.8	KA187	
8.6	24400	112.60	2.0		
8.1	25800	179.86	1.95		4P
8.9	23700	165.21	2.1	K187	
10	20700	144.59	2.4	KA187	
11	18600	129.69	2.7		
11	19400	134.99	1.65		4P
13	15700	109.83	2.0	K167	
17	12600	87.86	2.5	KA167	
19	11200	78.14	2.9		
9.7	21700	100.22	0.85	K157	6P
11	19900	91.65	0.9	KF157	
12	17300	79.75	1.1	KA157	
14	15200	70.38	1.2	KAF157	
16	13200	61.02	1.4		
12	17600	122.39	1.05		4P
15	14400	100.22	1.25		
16	13100	91.65	1.35		
18	11400	79.75	1.55	K157	
21	10100	70.38	1.80	KF157	
24	8750	61.02	2.10	KA157	
27	7790	54.29	2.30	KAF157	
31	6710	46.79	2.70		
39	5450	38.02	3.30		
16	12900	90.03	1.00		4P
18	11800	82.11	1.10		
21	10200	71.06	1.30		
23	8980	62.70	1.45		
27	7750	54.15	1.70	K127	
31	6860	47.90	1.90	KF127	
36	5760	40.25	2.30	KA127	
40	5200	36.30	2.50	KAF127	
47	4500	31.41	2.90		
53	3970	27.72	3.30		
61	3430	23.94	3.80		
69	3030	21.71	4.30		
26	8200	57.17	1.00		4P
29	7160	49.90	1.10		
35	6070	42.33	1.20		
40	5310	37.00	1.35	K107	
45	4690	32.69	1.55	KF107	
47	4490	31.28	1.50	KA107	
51	4160	29.00	1.75	KAF107	
56	3770	26.32	1.90		
65	3240	22.62	2.20		
74	2830	19.74	2.50		

斜齒傘齒輪減速機 Helical Bevel Gear Reducer

輸出轉速 Output speed (r/min)	輸出轉矩 Output torque (N.M)	傳動比 Ratio (i)	使用係數 Service factor	機型 Type	馬達級數 Motor pole
22 KW					
88	2400	16.75	2.9	K107	4P
100	2100	14.63	3.3	KF107	
109	1930	13.43	2.2	KA107	
125	1680	11.73	2.6	KAF107	
147	1430	9.94	2.9		
48	4420	30.82	0.95		4P
53	4000	27.91	1.05		
59	3550	24.75	1.20		
65	3210	22.37	1.35	K97	
77	2720	18.96	1.60	KF97	
88	2370	16.56	1.80	KA97	
106	1990	13.85	2.20	KAF97	
122	1720	11.99	2.30		
141	1490	10.41	1.90		
168	1250	8.71	2.10		
75	2790	19.45	0.80		4P
84	2500	17.41	0.90		
101	2070	14.44	1.00	K87	
117	1800	12.56	1.10	KF87	
131	1600	11.16	0.95	KA87	
147	1430	10.00	1.05	KAF87	
177	1190	8.29	1.20		
203	1030	7.21	1.25		
30 KW					
5.6	47000	261	1.05		4P
6.6	39800	221	1.25	K187 R107	
7.6	34800	193	1.45	KA187 R107	
9.0	29400	163	1.70		
6.9	38300	213	0.85		4P
7.1	37000	206	0.85		
8.1	32400	180	1.00	K167 R107	
9.2	28700	160	1.10	KA167 R107	
11	24400	135	1.30		
12	21300	118	1.50		
8.2	35100	179.86	1.45		4P
8.9	32200	165.21	1.55		
10	28200	144.59	1.75	K187	
11	25300	129.69	2.0	KA187	
13	21900	112.60	2.3		
14	19900	102.16	2.5		
17	17200	88.00	2.9		
13	21400	109.83	1.50		4P
17	17100	87.86	1.85	K167	
19	15200	78.14	2.1	KA167	
22	13300	68.07	2.4		
24	11800	60.74	2.7		
15	19500	100.22	0.90		4P
16	17900	91.65	1.00		
18	15500	79.75	1.15	K157	
21	13700	70.38	1.30	KF157	
24	11900	61.02	1.50	KA157	
27	10600	54.29	1.70	KAF157	
31	9120	46.79	1.95		
39	7410	38.02	2.40		
47	6100	31.30	3.00		
21	13800	71.06	0.95	K127	4P
23	12200	62.70	1.05	KF127	
27	10500	54.15	1.25	KA127	
31	9320	47.90	1.40	KAF127	
37	7830	40.25	1.65		

輸出轉速 Output speed (r/min)	輸出轉矩 Output torque (N.M)	傳動比 Ratio (i)	使用係數 Service factor	機型 Type	馬達級數 Motor pole
30 KW					
41	7060	36.30	1.85	K127	4P
47	6110	31.41	2.1	KF127	
53	5390	27.72	2.4	KA127	
62	4660	23.94	2.8	KAF127	
35	8250	42.33	0.90		4P
40	7210	37.00	1.00		
47	6100	31.28	1.10		
51	5650	29.00	1.25		
56	5130	26.32	1.40	K107	
65	4410	22.62	1.65	KF107	
74	3850	19.74	1.85	KA107	
88	3260	16.75	2.20	KAF107	
100	2850	14.63	2.40		
109	2620	13.43	1.65		
125	2280	11.73	1.90		
148	1940	9.94	2.20		
169	1690	8.69	2.40		
59	4820	24.75	0.90		4P
66	4360	22.37	1.00		
78	3690	18.96	1.15	K97	
89	3230	16.56	1.35	KF97	
106	2700	13.85	1.60	KA97	
123	2340	11.99	1.65	KAF97	
141	2030	10.41	1.40		
169	1700	8.71	1.55		
37 KW					
5.6	58000	261	0.85		4P
6.6	49200	221	1.00	K187 R107	
7.6	43000	193	1.15	KA187 R107	
9.0	36300	163	1.40		
8.1	40000	180	0.80		4P
9.2	35500	160	0.90	K167 R107	
11	30100	135	1.05	KA167 R107	
12	26300	118	1.20		
8.2	43200	179.86	1.15		4P
8.9	39700	165.21	1.25		
10	34800	144.59	1.45		
11	31200	129.69	1.60	K187	
13	27100	112.60	1.85	KA187	
14	24600	102.16	2.00		
17	21200	88.00	2.40		
13	26400	109.83	1.20		4P
17	21100	87.86	1.50		
19	18800	78.14	1.70		
22	16400	68.07	1.95	K167	
24	14600	60.74	2.20	KA167	
28	12400	51.77	2.60		
16	22000	91.65	0.80		4P
18	19200	79.75	0.95		
21	16900	70.38	1.05	K157	
24	14700	61.02	1.25	KF157	
27	13000	54.29	2.40	KA157	
31	11200	46.79	1.60	KAF157	
39	9140	38.02	1.95		
47	7520	31.30	2.40		
23	15000	62.70	0.85	K127	4P
27	13000	54.15	1.00	KF127	
31	11500	47.90	1.15	KA127	
37	9660	40.25	1.35	KAF127	

輸出轉速 Output speed (r/min)	輸出轉矩 Output torque (N.M)	傳動比 Ratio (i)	使用係數 Service factor	機型 Type	馬達級數 Motor pole
37 KW					
41	8710	36.30	1.50	K127 KF127 KA127 KAF127	4P
47	7540	31.41	1.70		
53	6650	27.72	1.95		
62	5740	23.94	2.3		
70	5080	21.17	2.6		
83	4270	17.79	3.0		
102	3450	14.37	3.5		
115	3070	12.78	2.8		
137	2580	10.74	3.1		
169	2090	8.68	3.5		
40	8890	37.00	0.80	K107 KF107 KA107 KAF107	4P
47	7520	31.28	0.90		
51	6970	29.00	1.05		
56	6320	26.32	1.15		
65	5440	22.62	1.30		
74	4740	19.74	1.50		
88	4020	16.75	1.75		
100	3520	14.63	1.95		
109	3230	13.43	1.35		
125	2820	11.73	1.55		
148	2390	9.94	1.75		
169	2090	8.69	1.95		
45 KW					
6.6	59800	221	0.85	K187 R107 KA187 R107	4P
7.6	52300	193	0.95		
9.0	44200	163	1.15		
11	36600	135	0.85	K167 R107 KA167 R107	4P
12	32000	118	1.00		
8.2	52600	179.86	0.95	K187 KA187	4P
8.9	48300	165.86	1.05		
10	42300	144.59	1.20		
11	37900	129.69	1.30		
13	32900	112.60	1.50		
14	29900	102.16	1.65		
17	25700	88.00	1.95		
20	21600	73.96	2.30		
13	32100	109.83	1.00	K167 KA167	4P
17	25700	87.86	1.25		
19	22800	78.14	1.40		
22	19900	68.07	1.60		
24	17800	60.74	1.80		
28	15100	51.77	2.1		
34	12500	42.89	2.5		
21	20600	70.38	0.85	K157 KF157 KA157 KAF157	4P
24	17800	61.02	1.00		
27	15900	54.29	1.15		
31	13700	46.79	1.30		
39	11100	38.02	1.60		
47	9150	31.30	1.95		
53	8080	27.62	2.2		
61	7000	23.95	2.6		
69	6230	21.31	2.9		
80	5370	18.37	3.3		
31	14000	47.90	0.95	K127 KF127 KA127 KAF127	4P
37	11700	40.25	1.10		
41	10600	36.30	1.25		
47	9170	31.41	1.40		
53	8090	27.72	1.60		
62	6990	23.94	1.85		
70	6180	21.17	2.1		
83	5190	17.79	2.5		

輸出轉速 Output speed (r/min)	輸出轉矩 Output torque (N.M)	傳動比 Ratio (i)	使用係數 Service factor	機型 Type	馬達級數 Motor pole
45 KW					
102	4190	14.37	2.9	K127 KF127 KA127 KAF127	4P
115	3740	12.78	2.3		
137	3140	10.74	2.5		
169	2540	8.68	2.8		
51	8480	29.00	0.85	K107 KF107 KA107 KAF107	4P
56	7690	26.32	0.95		
65	6610	22.62	1.10		
74	5770	19.74	1.25		
88	4890	16.75	1.45		
100	4280	14.63	1.60		
109	3930	13.43	1.10		
125	3430	11.73	1.25		
148	2910	9.94	1.45		
169	2540	8.69	1.60		
55 KW					
10	51500	144.59	0.95	K187 KA187	4P
11	46200	129.69	1.10		
13	40100	112.60	1.25		
14	36400	102.16	1.35		
17	31300	88.00	1.60		
20	26300	73.96	1.90		
23	22800	64.04	2.20		
17	31300	87.86	1.00	K167 KA167	4P
19	27800	78.14	1.15		
22	24200	68.07	1.30		
24	21600	60.74	1.50		
28	18400	51.77	1.75		
34	15300	42.89	2.10		
40	13000	36.61	2.50		
24	21700	61.02	0.85	K157 KF157 KA157 KAF157	4P
27	19300	54.29	0.95		
32	16700	46.79	1.10		
39	13500	38.02	1.35		
47	11100	31.30	1.60		
53	9840	27.62	1.85		
62	8530	23.95	2.10		
69	7590	21.31	2.40		
80	6540	18.37	2.80		
99	5310	14.92	3.40		
117	4510	12.65	3.80		
37	14300	40.25	0.90	K127 KF127 KA127 KAF127	4P
47	11200	31.41	1.15		
53	9850	27.72	1.30		
62	8510	23.94	1.55		
70	7530	21.17	1.75		
83	6330	17.79	2.00		
103	5110	14.37	2.40		
115	4550	12.78	1.85		
137	3830	10.74	2.10		
170	3090	8.68	2.30		
75KW					
11	62800	129.69	0.80	K187 KA187	4P
13	54500	112.60	0.90		
14	49400	102.16	1.00		
17	42600	88.00	1.15		
20	35800	73.96	1.40		
23	31000	64.04	1.60		
28	25800	53.36	1.95		
33	22000	45.50	2.30		

斜齒傘齒輪減速機 Helical Bevel Gear Reducer

輸出轉速 Output speed (r/min)	輸出轉矩 Output torque (N.M)	傳動比 Ratio (i)	使用係數 Service factor	機型 Type	馬達級數 Motor pole
75 KW					
19	37800	78.14	0.85	K167 KA167	4P
22	32900	68.07	0.95		
24	29400	60.74	1.10		
29	25100	51.77	1.30		
35	20800	42.89	1.55		
40	17700	36.61	1.80		
46	15600	32.25	2.0		
51	13900	28.77	2.3		
60	11900	24.52	2.7		
39	18400	38.02	1.00	K157 KF157 KA157 KAF157	4P
47	15100	31.30	1.20		
54	13400	27.62	1.35		
62	11600	23.95	1.55		
69	10300	21.31	1.75		
81	8890	18.37	2.00		
99	7220	14.92	2.50		
117	6120	12.65	2.80		
47	15200	31.41	0.85	K127 KF127 KA127 KAF127	4P
53	13400	27.72	0.95		
62	11600	23.94	1.10		
70	10200	21.17	1.25		
83	8600	17.79	1.50		
103	6940	14.37	1.75		
116	6190	12.78	1.40		
138	5200	10.74	1.55		
171	4200	8.68	1.70		
90 KW					
14	59300	102.16	0.85	K187 KA187	4P
17	51100	88.00	1.00		
20	42900	73.96	1.15		
23	37200	64.04	1.35		
28	31000	53.36	1.60		
33	26400	45.50	1.90		
35	24700	42.51	2.00		
38	22400	38.57	2.20		
22	39500	68.07	0.80	K167 KA167	4P
24	35300	60.74	0.90		
29	30100	51.77	1.05		
35	24900	42.89	1.30		
40	21300	36.61	1.50		
46	18700	32.25	1.70		
51	16700	28.77	1.90		
60	14200	24.52	2.20		
73	11800	20.32	2.70		
85	10100	17.34	3.20		
39	22100	38.02	0.80	K157 KF157 KA157 KAF157	4P
47	18200	31.30	1.00		
54	16000	27.62	1.10		
62	13900	23.95	1.30		
69	12400	21.31	1.45		
81	10700	18.37	1.70		
99	8670	14.92	2.10		
117	7350	12.65	2.30		
62	13900	23.94	0.95	K127 KF127 KA127 KAF127	4P
70	12300	21.17	1.05		
83	10300	17.79	1.25		
103	8330	14.37	1.45		
116	7420	12.78	1.15		
138	6240	10.74	1.30		
171	5040	8.68	1.45		

輸出轉速 Output speed (r/min)	輸出轉矩 Output torque (N.M)	傳動比 Ratio (i)	使用係數 Service factor	機型 Type	馬達級數 Motor pole
110 KW					
17	62300	88.00	0.80	K187 KA187	4P
20	52300	73.96	0.95		
23	45300	64.04	1.10		
28	37700	53.36	1.30		
33	32200	45.50	1.55		
35	30100	42.51	1.65		
39	27300	38.57	1.85		
45	23500	33.23	2.10		
53	19800	27.92	2.50		
29	36600	51.77	0.85	K167 KA67	4P
35	30300	42.89	1.05		
41	25900	36.61	1.25		
46	22800	32.25	1.40		
52	20400	28.77	1.55		
61	17300	24.52	1.85		
73	14400	20.32	2.20		
86	12300	17.34	2.60		
62	16900	23.95	1.05	K157 KF157 KA157 KAF157	4P
40	15100	21.31	1.20		
81	13000	18.37	1.40		
100	10600	14.92	1.70		
117	8950	12.65	1.90		
132 KW					
20	62800	73.96	0.80	K187 KA187	4P
23	54400	64.04	0.90		
28	45300	53.36	1.10		
33	38600	45.50	1.30		
35	36100	42.51	1.40		
39	32700	38.57	1.55		
45	28200	33.23	1.75		
53	23700	27.92	2.10		
61	20500	24.18	2.30		
74	17100	20.15	2.60		
86	14600	17.18	2.80		
35	36400	42.89	0.90	K167 KA167	4P
41	31100	36.61	1.05		
46	27400	32.25	1.15		
52	24400	28.77	1.30		
61	20800	24.52	1.55		
73	17200	20.32	1.85		
86	14700	17.34	2.20		
62	20300	23.95	0.90	K157 KF157 KA157 KAF157	4P
70	18100	21.31	1.00		
81	15600	18.37	1.15		
100	12700	14.92	1.40		
117	10700	12.65	1.60		
160 KW					
28.0	54900	53.36	0.90	K187 KA187	4P
33.0	46800	45.50	1.05		
45.0	34200	33.23	1.45		
53.0	28700	27.92	1.75		
61.0	24900	24.18	1.90		
74.0	20700	20.15	2.10		
86.0	17700	17.18	2.30		
41	37700	36.61	0.85	K167 KA167	4P
61	25200	24.52	1.25		
73	20900	20.32	1.55		
83	17800	17.34	1.80		

輸出轉速 Output speed (r/min)	輸出轉矩 Output torque (N.M)	傳動比 Ratio (i)	使用係數 Service factor	機型 Type	馬達級數 Motor pole
160 KW					
81	189	18.37	0.95	K157	4P
100	15400	14.92	1.15	KF157	
117	13000	12.65	1.30	KA157	
				KAF157	
200 KW					
33	58500	45.50	0.85		
45	42700	33.23	1.15		
53	35900	27.92	1.40	K187	4P
61	31100	24.18	1.55	KA187	
74	25900	20.15	1.70		
86	22100	17.18	1.85		
61	31500	24.52	1.00		
73	26100	20.32	1.20	K167	4P
86	22300	17.34	1.45	KA167	
				K157	4P
100	19200	14.92	0.95	KF157	
117	16300	12.65	1.05	KA157	
				KAF157	

斜齒傘齒輪減速機 Helical Bevel Gear Reducer

1400RPM	K37									200Nm
減速比 i	0.25kw-1/4HP		0.37Kw-1/2HP		0.75kw-1HP		1.5kw-2HP		2.2kw-3HP	
	輸出轉矩 (N.m)	使用係數 (f.s)	輸出轉矩 (N.m)	使用係數 (f.s)	輸出轉矩 (N.m)	使用係數 (f.s)	輸出轉矩 (N.m)	使用係數 (f.s)	輸出轉矩 (N.m)	使用係數 (f.s)
106.38	178	1.12								
97.81	163	1.23	242	0.83						
83.69	140	1.43	207	0.97						
72.54	121	1.65	179	1.12						
67.80	113	1.77	168	1.19						
58.60	98	2.04	145	1.38						
49.79	83	2.41	123	1.63						
44.46	74	2.7	110	1.82	223	0.9				
37.97	63	3.17	94	2.13	190	1.05				
35.57	59	3.39	88	2.27	178	1.12				
29.96	50	4	74	2.7	150	1.33				
28.83	48	4.17	71	2.82	145	1.38				
24.99	42	4.76	62	3.23	125	1.6				
23.36	39	5.13	58	3.45	117	1.71	234	0.85		
20.19	34	5.88	50	4	101	1.98	202	0.99		
17.15	29	6.9	42	4.76	86	2.33	172	1.16		
15.32	26	7.69	38	5.26	77	2.6	154	1.3		
13.08	22	9.09	32	6.25	66	3.03	131	1.53	192	1.04
12.14	20	10	30	6.67	61	3.28	122	1.64		
10.49	18	11.11	26	7.69	53	3.77	105	1.9	154	1.3
8.91	15	13.33	22	9.09	45	4.44	89	2.25	131	1.53
7.96	13	15.38	20	10	40	5	80	2.5	117	1.71
6.80	11	18.18	17	11.76	34	5.88	68	2.94	100	2
6.37	11	18.18	16	12.5	32	6.25	64	3.13	94	2.13
5.36			13	15.38	27	7.41	54	3.7	79	2.53

1400RPM	K47											400Nm
減速比 i	0.25kw-1/4HP		0.37Kw-1/2HP		0.75kw-1HP		1.5kw-2HP		2.2kw-3HP		3kw-4HP	
	輸出轉矩 (N.m)	使用係數 (f.s)	輸出轉矩 (N.m)	使用係數 (f.s)	輸出轉矩 (N.m)	使用係數 (f.s)	輸出轉矩 (N.m)	使用係數 (f.s)	輸出轉矩 (N.m)	使用係數 (f.s)	輸出轉矩 (N.m)	使用係數 (f.s)
131.87	220	1.82	326	1.23								
121.48	203	1.97	300	1.33								
104.37	174	2.3	258	1.55								
90.86	152	2.63	225	1.78								
85.12	142	2.82	211	1.9								
75.20			186	2.15	377	1.06						
69.84			173	2.31	350	1.14						
63.30			157	2.55	317	1.26						
56.83					285	1.4						
48.95					245	1.63						
46.03					231	1.73						
39.61					199	2.01	397	1.01				
35.39					177	2.26	355	1.13				
31.30					157	2.55	314	1.27				
29.32							294	1.36				
25.91							260	1.54	381	1.05		
24.06												
21.81							219	1.83	321	1.25		
19.58							196	2.04	288	1.39	393	1.02
16.86							169	2.37	248	1.61	338	1.18
15.86							159	2.52	233	1.72	318	1.26
13.65							137	2.92	201	1.99	274	1.46
12.19							122	3.28	179	2.23	244	1.64
11.77							118	3.39	173	2.31	236	1.69
10.56									155	2.58	212	1.89
9.10									134	2.99	183	2.19
8.56											172	2.33
7.36											148	2.7
6.58											132	3.03
5.81											117	3.42
4.64												

1400RPM	K57							600Nm
減速比 i	0.25kw-1/4HP		0.37Kw-1/2HP		0.75kw-1HP		1.5kw-2HP	
	輸出轉矩 (N.m)	使用係數 (f.s)	輸出轉矩 (N.m)	使用係數 (f.s)	輸出轉矩 (N.m)	使用係數 (f.s)	輸出轉矩 (N.m)	使用係數 (f.s)
145.14	243	2.47	359	1.67				
123.85	207	2.9	306	1.96	621	0.97		
108.29	181	3.31	268	2.24	543	1.1		
102.88	172	3.49	254	2.36	516	1.16		
90.26	151	3.97	223	2.69	453	1.32		
75.56	126	4.76	187	3.21	379	1.58		
69.12			171	3.51	347	1.73		
60.81					305	1.97	610	0.98
57.42					288	2.08	576	1.04
48.89							490	1.22
44.43							446	1.35
38.49							386	1.55
35.70							358	1.68
30.28							304	1.97
27.34							274	2.19
24.05							241	2.49
22.71							228	2.63
19.34							194	3.09
17.57								
15.22								
13.25								
11.92								
11.26								
9.59								
8.71								
7.55								
6.57								
4.69								

1400RPM	K57							600Nm
減速比 i	2.2kw-3HP		3.0kw-4HP		4.0kw-5HP		5.5kw-7.5HP	
	輸出轉矩 (N.m)	使用係數 (f.s)	輸出轉矩 (N.m)	使用係數 (f.s)	輸出轉矩 (N.m)	使用係數 (f.s)	輸出轉矩 (N.m)	使用係數 (f.s)
145.14								
123.85								
108.29								
102.88								
90.26								
75.56								
69.12								
60.81								
57.42								
48.89								
44.43	653	0.92						
38.49	566	1.06						
35.70	525	1.14						
30.28	445	1.35	607	0.99				
27.34	402	1.49	548	1.09				
24.05	354	1.69	482	1.24	643	0.93		
22.71	334	1.8	455	1.32	607	0.99		
19.34	284	2.11	388	1.55	517	1.16		
17.57	258	2.33	352	1.7	470	1.28	646	0.93
15.22	224	2.68	305	1.97	407	1.47	560	1.07
13.25	195	3.08	266	2.26	354	1.69	487	1.23
11.92	175	3.43	239	2.51	319	1.88	438	1.37
11.26	166	3.61	226	2.65	301	1.99	414	1.45
9.59			192	3.13	256	2.34	353	1.7
8.71			175	3.43	233	2.58	320	1.88
7.55			151	3.97	202	2.97	278	2.16
6.57			132	4.55	176	3.41	242	2.48
4.69								

1400RPM	K67							820Nm
減速比 i	0.25kw-1/4HP		0.37Kw-1/2HP		0.75kw-1HP		1.5kw-2HP	
	輸出轉矩 (N.m)	使用係數 (f.s)	輸出轉矩 (N.m)	使用係數 (f.s)	輸出轉矩 (N.m)	使用係數 (f.s)	輸出轉矩 (N.m)	使用係數 (f.s)
144.79	242	3.39	358	2.29				
123.54	206	3.98	306	2.68	619	1.32		
108.03	181	4.53	267	3.07	542	1.51		
102.62	172	4.77						
90.04			223	3.68	451	1.82	903	0.91
76.37			189	4.34	383	2.14	766	1.07
68.95					346	2.37	691	1.19
60.66					304	2.7	608	1.35
57.28					287	2.86	574	1.43
48.77							489	1.68
44.32							444	1.85
38.39							385	2.13
35.62							357	2.3
30.22							303	2.71
27.28							274	2.99
23.99							241	3.4
22.66								
19.29								
17.53								
15.19								
13.22								
12.48								
10.63								
9.66								
8.37								
7.28								
5.20								

1400RPM	K67							820Nm
減速比 i	2.2kw-3HP		3.0kw-4HP		4.0kw-5HP		5.5kw-7.5HP	
	輸出轉矩 (N.m)	使用係數 (f.s)	輸出轉矩 (N.m)	使用係數 (f.s)	輸出轉矩 (N.m)	使用係數 (f.s)	輸出轉矩 (N.m)	使用係數 (f.s)
144.79								
123.54								
108.03								
102.62								
90.04								
76.37								
68.95								
60.66	892	0.92						
57.28	842	0.97						
48.77	717	1.14						
44.32	652	1.26	889	0.92				
38.39	565	1.45	770	1.06				
35.62	524	1.56	714	1.15				
30.22	444	1.85	606	1.35	808	1.01		
27.28	401	2.04	547	1.5	729	1.12		
23.99	353	2.32	481	1.7	641	1.28	882	0.93
22.66	333	2.46	454	1.81	606	1.35	833	0.98
19.29	284	2.89	387	2.12	516	1.59	709	1.16
17.53	258	3.18	352	2.33	469	1.75	645	1.27
15.19	223	3.68	305	2.69	406	2.02	558	1.47
13.22	194	4.23	265	3.09	354	2.32	486	1.69
12.48	184	4.46	250	3.28	334	2.46	459	1.79
10.63	156	5.26	213	3.85	284	2.89	391	2.1
9.66	142	5.77	194	4.23	258	3.18	355	2.31
8.37	123	6.67			224	3.66	308	2.66
7.28	107	7.66			195	4.21	268	3.06
5.20								

斜齒傘齒輪減速機 Helical Bevel Gear Reducer

1400RPM	K77							1550Nm
減速比 i	0.37kw-1/2HP		0.75kw-1HP		1.5kw-2HP		2.2kw-3HP	
	輸出轉矩 (N.m)	使用係數 (f.s)	輸出轉矩 (N.m)	使用係數 (f.s)	輸出轉矩 (N.m)	使用係數 (f.s)	輸出轉矩 (N.m)	使用係數 (f.s)
192.18	475	3.26						
179.37	444	3.49						
154.02	381	4.07	772	2.01				
135.28			678	2.29	1357	1.14		
128.52			644	2.41	1289	1.2		
113.56			569	2.72	1139	1.36	1670	0.93
97.05			487	3.18	973	1.59	1427	1.09
88.97					892	1.74	1308	1.19
78.07					783	1.98	1148	1.35
73.99					742	2.09	1088	1.42
64.76					649	2.39	952	1.63
58.34					585	2.65	858	1.81
51.18					513	3.02	753	2.06
45.16					453	3.42	664	2.33
40.04					402	3.86	589	2.63
38.39								
35.20							518	2.99
30.88							454	3.41
29.26							430	3.6
25.61							377	4.11
23.08								
20.24								
17.87								
15.84								
13.52								
12.33								
10.81								
9.56								
8.48								
7.24								

1400RPM	K77									1550Nm
減速比 i	3.0Kw-4HP		4.0kw-5HP		5.5kw-7.5HP		7.5kw-10HP		11kw-15HP	
	輸出轉矩 (N.m)	使用係數 (f.s)	輸出轉矩 (N.m)	使用係數 (f.s)	輸出轉矩 (N.m)	使用係數 (f.s)	輸出轉矩 (N.m)	使用係數 (f.s)	輸出轉矩 (N.m)	使用係數 (f.s)
192.18										
179.37										
154.02										
135.28										
128.52										
113.56										
97.05										
88.97	1784	0.87								
78.07	1566	0.99								
73.99	1484	1.04								
64.76	1299	1.19	1732	0.89						
58.34	1170	1.32	1560	0.99						
51.18	1026	1.51	1369	1.13						
45.16	906	1.71	1208	1.28	1660	0.93				
40.04	803	1.93	1071	1.45	1472	1.05				
38.39			1027	1.51						
35.20	706	2.2	941	1.65						
30.88	619	2.5	826	1.88	1135	1.37	1548	1		
29.26			782	1.98	1076	1.44	1467	1.06		
25.61			685	2.26	942	1.65	1284	1.21		
23.08			617	2.51	849	1.83	1157	1.34	1697	0.91
20.24			541	2.87	744	2.08	1015	1.53	1488	1.04
17.87					657	2.36	896	1.73	1314	1.18
15.84					582	2.66	794	1.95	1165	1.33
13.52					497	3.12	678	2.29	994	1.56
12.33					453	3.42	618	2.51	907	1.71
10.81					397	3.9	542	2.86	795	1.95
9.56							479	3.24	703	2.2
8.48							425	3.65	624	2.48
7.24							363	4.27	532	2.91

1400RPM	K87											2700Nm
減速比 i	0.75kw-1HP		1.5kw-2HP		2.2kw-3HP		3.0Kw-4HP		4.0Kw-5HP		5.5kw-7.5HP	
	輸出轉矩 (N.m)	使用係數 (f.s)	輸出轉矩 (N.m)	使用係數 (f.s)	輸出轉矩 (N.m)	使用係數 (f.s)	輸出轉矩 (N.m)	使用係數 (f.s)	輸出轉矩 (N.m)	使用係數 (f.s)	輸出轉矩 (N.m)	使用係數 (f.s)
197.37	990	2.73										
174.19	873	3.09	1747	1.55								
164.34	824	3.28	1648	1.64								
147.32	739	3.65	1477	1.83	2167	1.25	2955	0.91				
126.91			1273	2.12	1866	1.45	2545	1.06				
115.82			1161	2.33	1703	1.59	2323	1.16	3097	0.87		
102.71			1030	2.62	1511	1.79	2060	1.31	2746	0.98		
86.34			866	3.12	1270	2.13	1732	1.56	2309	1.17	3175	0.85
79.34					1167	2.31	1591	1.7	2122	1.27	2917	0.93
70.46					1036	2.61	1413	1.91	1884	1.43	2591	1.04
63.00					927	2.91	1263	2.14	1685	1.6	2316	1.17
56.64							1136	2.38	1515	1.78	2083	1.3
49.16							986	2.74	1315	2.05	1807	1.49
44.02							883	3.06	1177	2.29	1619	1.67
36.52							732	3.69	977	2.76	1343	2.01
31.39											1154	2.34
27.88											1025	2.63
24.92												
22.41												
19.45												
17.42												
16.00												
14.45												
12.56												
11.17												
10.00												
8.29												
7.21												

1400RPM	K87									2700Nm
減速比 i	7.5kw-10HP		11kw-15HP		15kw-20HP		18.5kw-25HP		22kw-30HP	
	輸出轉矩 (N.m)	使用係數 (f.s)	輸出轉矩 (N.m)	使用係數 (f.s)	輸出轉矩 (N.m)	使用係數 (f.s)	輸出轉矩 (N.m)	使用係數 (f.s)	輸出轉矩 (N.m)	使用係數 (f.s)
197.37										
174.19										
164.34										
147.32										
126.91										
115.82										
102.71										
86.34										
79.34										
70.46										
63.00	3159	0.85								
56.64	2840	0.95								
49.16	2465	1.1								
44.02	2207	1.22	3237	0.83						
36.52	1831	1.47	2685	1.01						
31.39	1574	1.72	2308	1.17	3148	0.86				
27.88	1398	1.93	2050	1.32	2796	0.97				
24.92	1249	2.16	1832	1.47	2499	1.08	3082	0.88		
22.41	1124	2.4	1648	1.64	2247	1.2	2772	0.97		
19.45	975	2.77	1430	1.89	1950	1.38	2405	1.12	2861	0.94
17.42	873	3.09	1281	2.11	1747	1.55	2154	1.25	2562	1.05
16.00	802	3.37	1177	2.29	1604	1.68				
14.45	724	3.73	1063	2.54	1449	1.86	1787	1.51	2125	1.27
12.56			924	2.92	1259	2.14	1553	1.74	1847	1.46
11.17			821	3.29	1120	2.41	1381	1.96	1643	1.64
10.00			735	3.67	1003	2.69	1237	2.18	1471	1.84
8.29			610	4.43	831	3.25	1025	2.63	1219	2.21
7.21			530	5.09	723	3.73	892	3.03	1060	2.55

1400RPM	K97											4300Nm
減速比 i	1.5kw-2HP		2.2kw-3HP		3.0Kw-4HP		4.0Kw-5HP		5.5kw-7.5HP		7.5kw-10HP	
	輸出轉矩 (N.m)	使用係數 (f.s)	輸出轉矩 (N.m)	使用係數 (f.s)	輸出轉矩 (N.m)	使用係數 (f.s)	輸出轉矩 (N.m)	使用係數 (f.s)	輸出轉矩 (N.m)	使用係數 (f.s)	輸出轉矩 (N.m)	使用係數 (f.s)
176.05	1765	2.44	2589	1.66	3531	1.22						
153.21	1536	2.8	2253	1.91	3073	1.4	4097	1.05				
140.28	1407	3.06	2063	2.08	2813	1.53	3751	1.15				
123.93	1243	3.46	1823	2.36	2485	1.73	3314	1.3	4557	0.94		
105.13			1546	2.78	2108	2.04	2811	1.53	3865	1.11		
96.80			1424	3.02	1941	2.22	2588	1.66	3559	1.21	4853	0.89
86.52					1735	2.48	2314	1.86	3181	1.35	4338	0.99
77.89					1562	2.75	2083	2.06	2864	1.5	3905	1.1
70.54					1415	3.04	1886	2.28	2594	1.66	3537	1.22
62.55					1254	3.43			2300	1.87	3136	1.37
56.55					1134	3.79			2079	2.07	2835	1.52
47.93									1762	2.44	2403	1.79
41.87											2099	2.05
38.30											1920	2.24
34.23											1716	2.51
30.82												
27.91												
24.75												
22.37												
18.96												
16.56												
13.85												
11.99												
10.41												
8.71												
7.54												

1400RPM	K97									4300Nm
減速比 i	11kw-15HP		15kw-20HP		18.5kw-25HP		22kw-30HP		30kw-40HP	
	輸出轉矩 (N.m)	使用係數 (f.s)	輸出轉矩 (N.m)	使用係數 (f.s)	輸出轉矩 (N.m)	使用係數 (f.s)	輸出轉矩 (N.m)	使用係數 (f.s)	輸出轉矩 (N.m)	使用係數 (f.s)
176.05										
153.21										
140.28										
123.93										
105.13										
96.80										
86.52										
77.89										
70.54	5187	0.83								
62.55	4600	0.93								
56.55	4158	1.03								
47.93	3525	1.22	4806	0.89						
41.87	3079	1.4	4199	1.02	5178	0.83				
38.30	2816	1.53	3841	1.12						
34.23	2517	1.71	3432	1.25						
30.82	2266	1.9	3090	1.39	3812	1.13	4533	0.95		
27.91	2052	2.1	2799	1.54	3452	1.25	4105	1.05		
24.75	1820	2.36	2482	1.73	3061	1.4	3640	1.18	4964	0.87
22.37	1645	2.61	2243	1.92	2767	1.55	3290	1.31	4486	0.96
18.96			1901	2.26	2345	1.83	2788	1.54	3802	1.13
16.56			1661	2.59	2048	2.1	2435	1.77	3321	1.29
13.85					1713	2.51	2037	2.11	2778	1.55
11.99					1483	2.9	1763	2.44	2405	1.79
10.41							1531	2.81	2088	2.06
8.71							1281	3.36	1747	2.46
7.54										

1400RPM	K107									8000Nm
減速比 i	4.0kw-5HP		5.5kw-7.5HP		7.5kw-10HP		11kw-15HP		15kw-20HP	
	輸出轉矩 (N.m)	使用係數 (f.s)	輸出轉矩 (N.m)	使用係數 (f.s)	輸出轉矩 (N.m)	使用係數 (f.s)	輸出轉矩 (N.m)	使用係數 (f.s)	輸出轉矩 (N.m)	使用係數 (f.s)
143.47	3836	2.09	5275	1.52	7193	1.11				
121.46	3248	2.46	4466	1.79	6090	1.31				
112.41	3006	2.66	4133	1.94	5636	1.42	8266	0.97		
100.75	2694	2.97	3704	2.16	5051	1.58	7409	1.08		
90.96	2432	3.29	3344	2.39	4561	1.75	6689	1.2		
82.61	2209	3.62	3037	2.63	4142	1.93	6075	1.32		
73.30	1960	4.08			3675	2.18	5390	1.48		
66.52					3335	2.4	4892	1.64		
57.17					2866	2.79	4204	1.9	5733	1.4
49.90					2502	3.2	3669	2.18	5004	1.6
42.33					2122	3.77	3113	2.57	4245	1.88
37.00					1855	4.31	2721	2.94	3710	2.16
32.69									3278	2.44
31.28									3137	2.55
29.00									2908	2.75
26.32										
22.62										
19.74										
16.75										
14.64										
13.43										
11.73										
9.94										
8.69										
7.35										

1400RPM	K107									8000Nm
減速比 i	18.5kw-25HP		22kw-30HP		30kw-40HP		37kw-50HP		45kw-60HP	
	輸出轉矩 (N.m)	使用係數 (f.s)	輸出轉矩 (N.m)	使用係數 (f.s)	輸出轉矩 (N.m)	使用係數 (f.s)	輸出轉矩 (N.m)	使用係數 (f.s)	輸出轉矩 (N.m)	使用係數 (f.s)
143.47										
121.46										
112.41										
100.75										
90.96										
82.61										
73.30	9065	0.88								
66.52	8227	0.97								
57.17	7070	1.13	8408	0.95						
49.90	6171	1.3	7339	1.09						
42.33	5235	1.53	6225	1.29	8489	0.94				
37.00	4576	1.75	5442	1.47	7420	1.08	9152	0.87		
32.69	4043	1.98	4808	1.66						
31.28	3868	2.07	4600	1.74	6273	1.28	7737	1.03		
29.00	3587	2.23	4265	1.88	5816	1.38	7173	1.12	8724	0.92
26.32	3255	2.46	3871	2.07	5278	1.52	6510	1.23	7918	1.01
22.62	2797	2.86	3327	2.4	4536	1.76	5595	1.43	6805	1.18
19.74	2441	3.28	2903	2.76	3959	2.02	4883	1.64	5938	1.35
16.75	2072	3.86			3359	2.38	4143	1.93	5039	1.59
14.64					2936	2.72	3621	2.21	4404	1.82
13.43					2693	2.97	3322	2.41	4040	1.98
11.73					2352	3.4	2901	2.76	3529	2.27
9.94					1993	4.01	2459	3.25	2990	2.68
8.69					1743	4.59	2149	3.72	2614	3.06
7.35										

1400RPM	K127											13000Nm
減速比 i	7.5kw-10HP		11kw-15HP		15kw-20HP		18.5kw-25HP		22kw-30HP		30kw-40HP	
	輸出轉矩 (N.m)	使用係數 (f.s)	輸出轉矩 (N.m)	使用係數 (f.s)	輸出轉矩 (N.m)	使用係數 (f.s)	輸出轉矩 (N.m)	使用係數 (f.s)	輸出轉矩 (N.m)	使用係數 (f.s)	輸出轉矩 (N.m)	使用係數 (f.s)
146.30	7335	1.77										
136.35	6836	1.9	10026	1.3								
122.67	6150	2.11	9021	1.44								
110.35	5533	2.35	8115	1.6			13647	0.95				
90.03	4514	2.88	6620	1.96	9028	1.44	11134	1.17	13241	0.98		
82.11	4117	3.16	6038	2.15	8234	1.58	10155	1.28	12076	1.08		
71.06	3563	3.65	5225	2.49	7126	1.82	8788	1.48	10451	1.24	14251	0.91
62.70					6287	2.07	7754	1.68	9221	1.41	12574	1.03
54.15							6697	1.94	7964	1.63	10860	1.2
47.90							5924	2.19	7045	1.85	9606	1.35
40.25							4978	2.61	5920	2.2	8072	1.61
36.30							4489	2.9	5339	2.43	7280	1.79
31.41							3885	3.35	4619	2.81	6299	2.06
27.72							3428	3.79	4077	3.19	5559	2.34
23.94									3521	3.69	4801	2.71
21.17									3113	4.18		
17.79												
14.37												
12.78												
10.74												
8.68												

1400RPM	K127									13000Nm
減速比 i	37kw-50HP		45kw-60HP		55kw-75HP		75kw-100HP		90kw-125HP	
	輸出轉矩 (N.m)	使用係數 (f.s)	輸出轉矩 (N.m)	使用係數 (f.s)	輸出轉矩 (N.m)	使用係數 (f.s)	輸出轉矩 (N.m)	使用係數 (f.s)	輸出轉矩 (N.m)	使用係數 (f.s)
146.30										
136.35										
122.67										
110.35										
90.03										
82.11										
71.06										
62.70	15509	0.84								
54.15	13394	0.97								
47.90	11848	1.1	14410	0.9						
40.25	9956	1.31	12108	1.07	14799	0.88				
36.30	8979	1.45	10920	1.19						
31.41	7769	1.67	9449	1.38	11549	1.13	15748	0.83		
27.72	6856	1.9	8339	1.56	10192	1.28	13898	0.94		
23.94	5921	2.2	7202	1.81	8802	1.48	12003	1.08	14404	0.9
21.17	5236	2.48	6368	2.04	7784	1.67	10614	1.22	12737	1.02
17.79	4400	2.95	5352	2.43	6541	1.99	8919	1.46	10703	1.21
14.37	3554	3.66	4323	3.01	5283	2.46	7205	1.8	8646	1.5
12.78	3161	4.11	3845	3.38	4699	2.77	6408	2.03	7689	1.69
10.74	2656	4.89	3231	4.02	3949	3.29	5385	2.41	6462	2.01
8.68	2147	6.05	2611	4.98	3191	4.07	4352	2.99	5222	2.49

1400RPM	K157							18000Nm
減速比 i	11kw-15HP		15kw-20HP		18.5kw-25HP		22kw-30HP	
	輸出轉矩 (N.m)	使用係數 (f.s)	輸出轉矩 (N.m)	使用係數 (f.s)	輸出轉矩 (N.m)	使用係數 (f.s)	輸出轉矩 (N.m)	使用係數 (f.s)
150.41	11060	1.63	15082	1.19				
122.39	9000	2	12273	1.47	15136	1.19	18000	1
100.22	7370	2.44	10050	1.79	12394	1.45	14739	1.22
91.65	6739	2.67	9190	1.96	11335	1.59	13479	1.34
79.75					9863	1.83	11729	1.53
70.38					8704	2.07	10351	1.74
61.02					7546	2.39	8974	2.01
54.29					6714	2.68	7984	2.25
46.79					5787	3.11	6881	2.62
38.02					4702	3.83	5592	3.22
31.30								
27.62								
23.95								
21.31								
18.37								
14.92								
12.65								
減速比 i	30kw-40HP		37kw-50HP		45kw-60HP		55kw-75HP	
	輸出轉矩 (N.m)	使用係數 (f.s)	輸出轉矩 (N.m)	使用係數 (f.s)	輸出轉矩 (N.m)	使用係數 (f.s)	輸出轉矩 (N.m)	使用係數 (f.s)
150.41								
122.39								
100.22	20099	0.9						
91.65	18380	0.98	22669	0.79				
79.75	15994	1.13	19726	0.91				
70.38	14115	1.28	17408	1.03	21172	0.85		
61.02	12238	1.47	15093	1.19	18356	0.98	22436	0.8
54.29	10888	1.65	13428	1.34	16332	1.1	19961	0.9
46.79	9384	1.92	11573	1.56	14076	1.28	17204	1.05
38.02	7625	2.36	9404	1.91	11437	1.57	13979	1.29
31.30	6277	2.87	7742	2.32	9416	1.91	11508	1.56
27.62					8309	2.17	10155	1.77
23.95					7205	2.5	8806	2.04
21.31					6411	2.81	7835	2.3
18.37					5526	3.26	6754	2.67
14.92							5486	3.28
12.65							4651	3.87

1400RPM	K157							18000Nm
減速比 i	75kw-100HP		90kw-125HP		110kw-150HP		132kw-176HP	
	輸出轉矩 (N.m)	使用係數 (f.s)	輸出轉矩 (N.m)	使用係數 (f.s)	輸出轉矩 (N.m)	使用係數 (f.s)	輸出轉矩 (N.m)	使用係數 (f.s)
150.41								
122.39								
100.22								
91.65								
79.75								
70.38								
61.02								
54.29								
46.79								
38.02	19062	0.94	22875	0.79				
31.30	15693	1.15	18832	0.96				
27.62	13848	1.3	16618	1.08				
23.95	12008	1.5	14410	1.25	17612	1.02	21134	0.85
21.31	10684	1.68	12821	1.4	15670	1.15	18804	0.96
18.37	9210	1.95	11052	1.63	13508	1.33	16210	1.11
14.92	7481	2.41	8977	2.01	10971	1.64	13166	1.37
12.65	6342	2.84	7611	2.36	9302	1.94	11163	1.61

減速比 i	160kw-213HP		200kw-266HP	
	輸出轉矩 (N.m)	使用係數 (f.s)	輸出轉矩 (N.m)	使用係數 (f.s)
150.41				
122.39				
100.22				
91.65				
79.75				
70.38				
61.02				
54.29				
46.79				
38.02				
31.30				
27.62				
23.95				
21.31				
18.37	19649	0.92		
14.92	15958	1.13	19948	0.9
12.65	13530	1.33	16913	1.06

1400RPM	K167							32000Nm
減速比 i	11kw-15HP		15kw-20HP		18.5kw-25HP		22kw-30HP	
	輸出轉矩 (N.m)	使用係數 (f.s)	輸出轉矩 (N.m)	使用係數 (f.s)	輸出轉矩 (N.m)	使用係數 (f.s)	輸出轉矩 (N.m)	使用係數 (f.s)
164.50	12097	2.65	16495	1.94				
134.99	9926	3.22	13536	2.36	16695	1.92	19853	1.61
109.83					13583	2.36	16153	1.98
87.86					10866	2.94	12922	2.48
78.14							11492	2.78
68.07								
60.74								
51.77								
42.89								
36.61								
32.25								
28.77								
24.52								
20.32								
17.34								
減速比 i	30kw-40HP		37kw-50HP		45kw-60HP		55kw-75HP	
	輸出轉矩 (N.m)	使用係數 (f.s)	輸出轉矩 (N.m)	使用係數 (f.s)	輸出轉矩 (N.m)	使用係數 (f.s)	輸出轉矩 (N.m)	使用係數 (f.s)
164.50								
134.99								
109.83	22026	1.45	27166	1.18	33040	0.97		
87.86	17620	1.82	21732	1.47	26430	1.21	32304	0.99
78.14	15671	2.04	19328	1.66	23506	1.36	28730	1.11
68.07	13651	2.34	16837	1.9	20477	1.56	25028	1.28
60.74	12181	2.63	15024	2.13	18272	1.75	22333	1.43
51.77			12805	2.5	15574	2.05	19035	1.68
42.89					12902	2.48	15770	2.03
36.61							13461	2.38
32.25								
28.77								
24.52								
20.32								
17.34								

1400RPM	K167							32000Nm
減速比 i	75kw-100HP		90kw-125HP		110kw-150HP		132kw-176HP	
	輸出轉矩 (N.m)	使用係數 (f.s)	輸出轉矩 (N.m)	使用係數 (f.s)	輸出轉矩 (N.m)	使用係數 (f.s)	輸出轉矩 (N.m)	使用係數 (f.s)
164.50								
134.99								
109.83								
87.86								
78.14	39177	0.82						
68.07	34129	0.94	40954	0.78				
60.74	30454	1.05	36544	0.88				
51.77	25956	1.23	31147	1.03	38069	0.84		
42.89	21504	1.49	25805	1.24	31539	1.01	37847	0.85
36.61	18355	1.74	22026	1.45	26921	1.19	32305	0.99
32.25	16169	1.98	19403	1.65	23715	1.35	28458	1.12
28.77	14425	2.22	17309	1.85	21156	1.51	25387	1.26
24.52	12294	2.6	14752	2.17	18031	1.77	21637	1.48
20.32			12226	2.62	14942	2.14	17931	1.78
17.34			10433	3.07	12751	2.51	15301	2.09

減速比 i	160kw-213HP		200kw-266HP	
	輸出轉矩 (N.m)	使用係數 (f.s)	輸出轉矩 (N.m)	使用係數 (f.s)
164.50				
134.99				
109.83				
87.86				
78.14				
68.07				
60.74				
51.77				
42.89				
36.61	39158	0.82		
32.25	34495	0.93		
28.77	30772	1.04		
24.52	26227	1.22	32783	0.98
20.32			27168	1.18
17.34			23184	1.38

斜齒傘齒輪減速機 Helical Bevel Gear Reducer

1400RPM	K187							50000Nm
減速比 i	15kw-20HP		18.5kw-25HP		22kw-30HP		30kw-40HP	
	輸出轉矩 (N.m)	使用係數 (f.s)	輸出轉矩 (N.m)	使用係數 (f.s)	輸出轉矩 (N.m)	使用係數 (f.s)	輸出轉矩 (N.m)	使用係數 (f.s)
179.86	18035	2.77	22244	2.25	26452	1.89	36071	1.39
165.21	16566	3.02	20432	2.45	24297	2.06	33133	1.51
144.59			17882	2.8	21265	2.35	28998	1.72
129.69			16039	3.12	19074	2.62	26009	1.92
112.60							22582	2.21
102.16							20488	2.44
88.00							17648	2.83
73.96								
64.04								
53.36								
45.50								
42.51								
38.57								
33.23								
27.92								
24.18								
20.15								
17.18								
減速比 i	37kw-50HP		45kw-60HP		55kw-75HP		75kw-100HP	
	輸出轉矩 (N.m)	使用係數 (f.s)	輸出轉矩 (N.m)	使用係數 (f.s)	輸出轉矩 (N.m)	使用係數 (f.s)	輸出轉矩 (N.m)	使用係數 (f.s)
179.86	44487	1.12	54106	0.92				
165.21	40864	1.22	49699	1.01				
144.59	35764	1.4	43496	1.15	53162	0.94		
129.69	32078	1.56	39014	1.28	47684	1.05	65023	0.77
112.60	27851	1.8	33873	1.48	41400	1.21	56455	0.89
102.16	25269	1.98	30732	1.63	37562	1.33	51220	0.98
88.00	21766	2.3	26473	1.89	32355	1.55	44121	1.13
73.96			22249	2.25	27193	1.84	37082	1.35
64.04					23546	2.12	32108	1.56
53.36							26753	1.87
45.50							22813	2.19
42.51								
38.57								
33.23								
27.92								
24.18								
20.15								
17.18								

1400RPM	K187							50000Nm
減速比 i	90kw-125HP		110kw-150HP		132kw-176HP		160kw-213HP	
	輸出轉矩 (N.m)	使用係數 (f.s)	輸出轉矩 (N.m)	使用係數 (f.s)	輸出轉矩 (N.m)	使用係數 (f.s)	輸出轉矩 (N.m)	使用係數 (f.s)
179.86								
165.21								
144.59								
129.69								
112.60								
102.16	61465	0.81						
88.00	52945	0.94	64711	0.77				
73.96	44498	1.12	54386	0.92	65264	0.77		
64.04	38530	1.3	47092	1.06	56510	0.88		
53.36	32104	1.56	39238	1.27	47086	1.06	57074	0.88
45.50	27375	1.83	33458	1.49	40150	1.25	48667	1.03
42.51	25576	1.95	31260	1.6	37512	1.33	45469	1.1
38.57	23206	2.15	28362	1.76	34035	1.47	41254	1.21
33.23			24436	2.05	29323	1.71	35543	1.41
27.92			20531	2.44	24637	2.03	29863	1.67
24.18					21337	2.34	25863	1.93
20.15					17781	2.81		
17.18					15160	3.3		

減速比 i	200kw-266HP	
	輸出轉矩 (N.m)	使用係數 (f.s)
179.86		
165.21		
144.59		
129.69		
112.60		
102.16		
88.00		
73.96		
64.04		
53.36		
45.50	60834	0.82
42.51		
38.57		
33.23	44429	1.13
27.92	37329	1.34
24.18	32329	1.55
20.15	26941	1.86
17.18	22970	2.18

斜齒傘齒輪減速機 Helical Bevel Gear Reducer

K37-AM

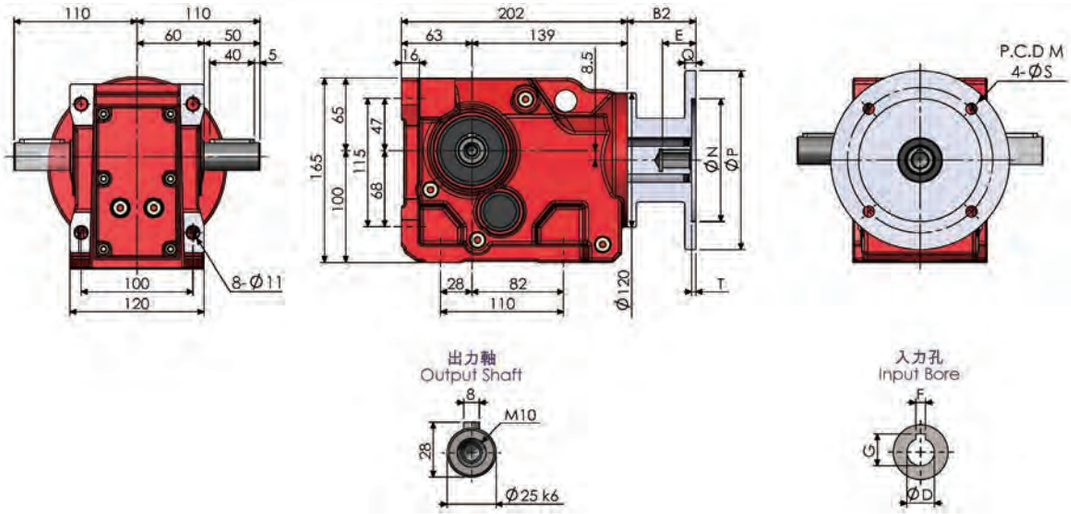

KA37B-AM

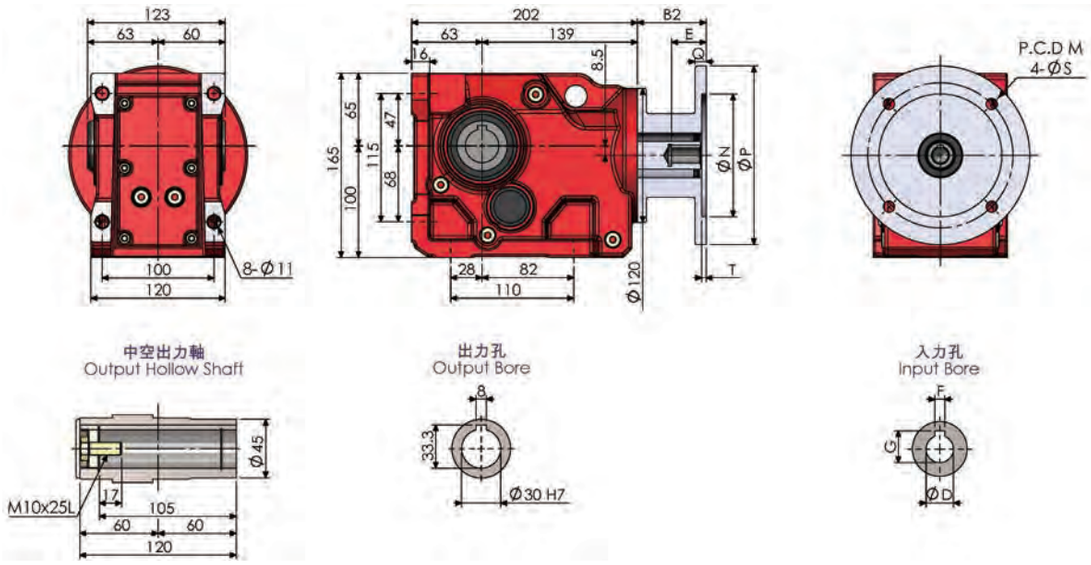

KA37-AM

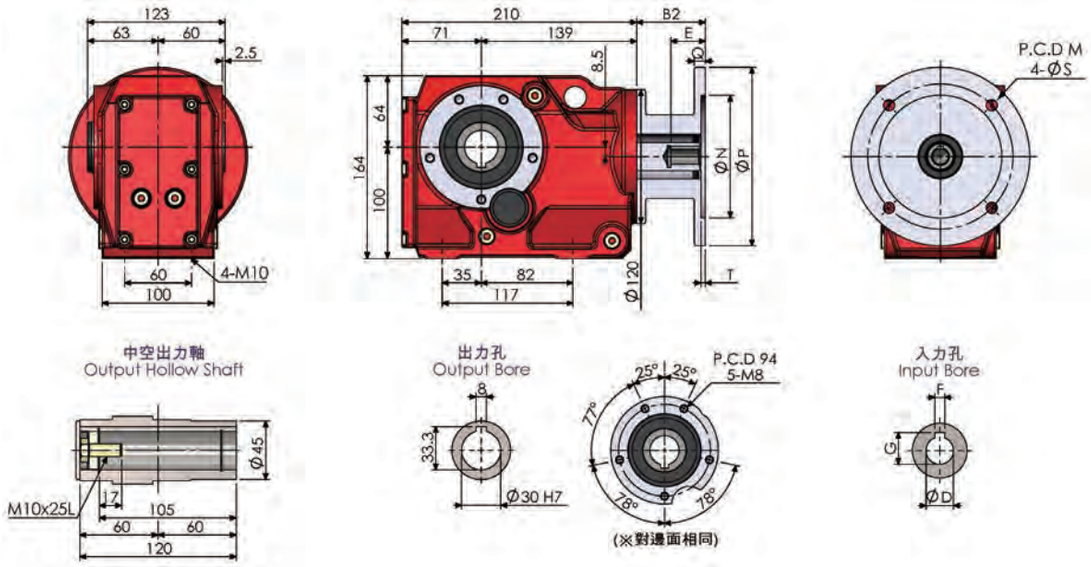

KF37-AM

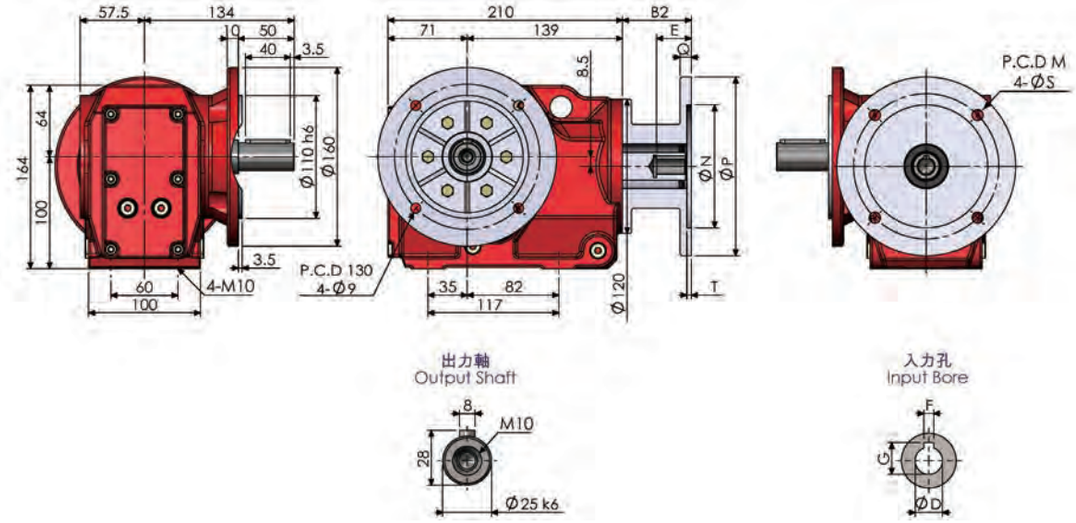

KAF37-AM

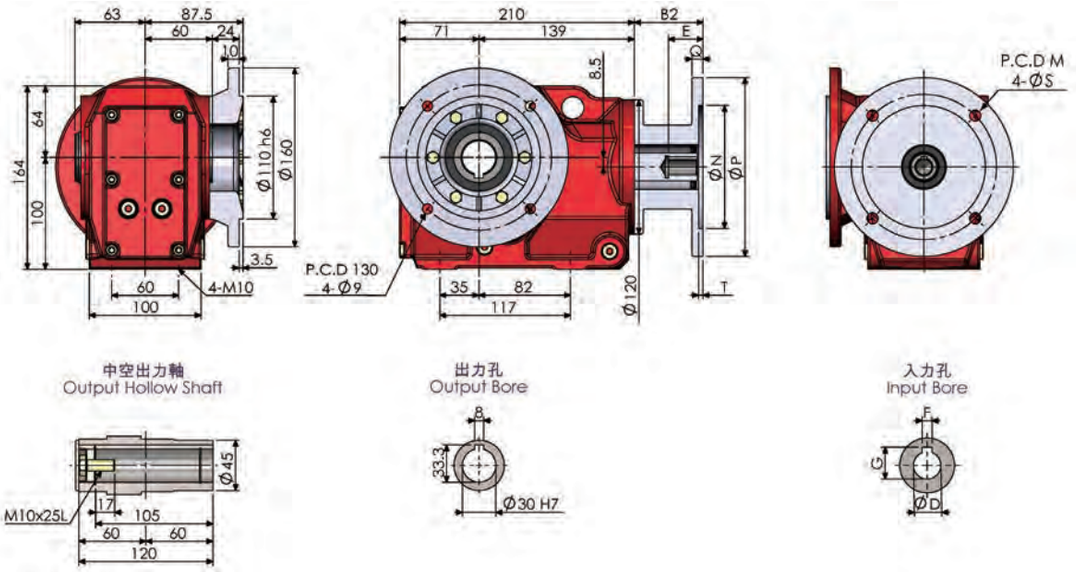

K37AD

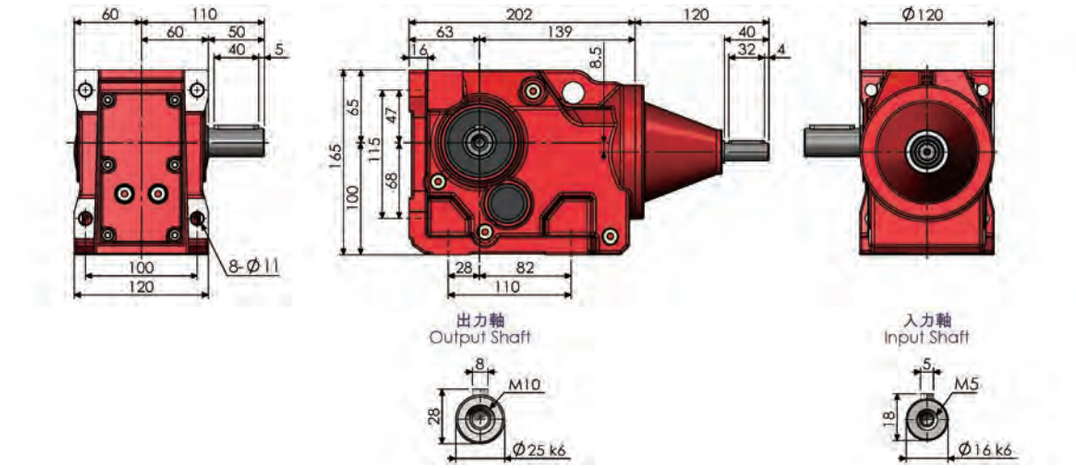

K37

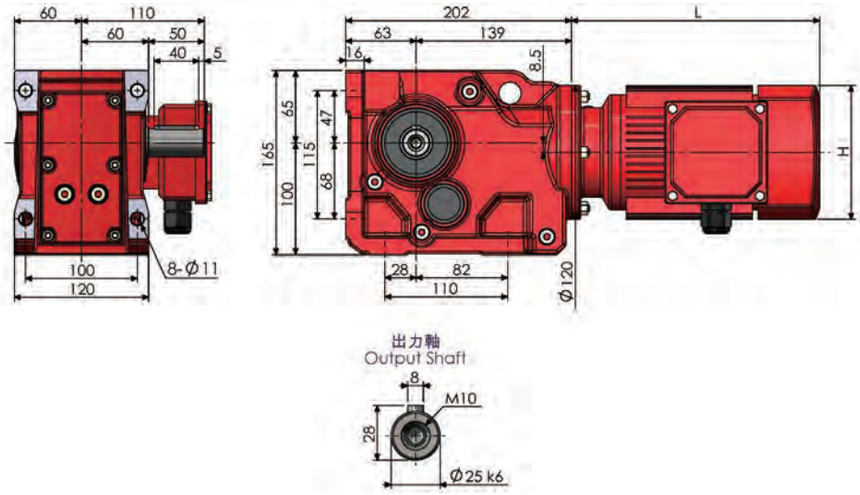

KA37T-AM

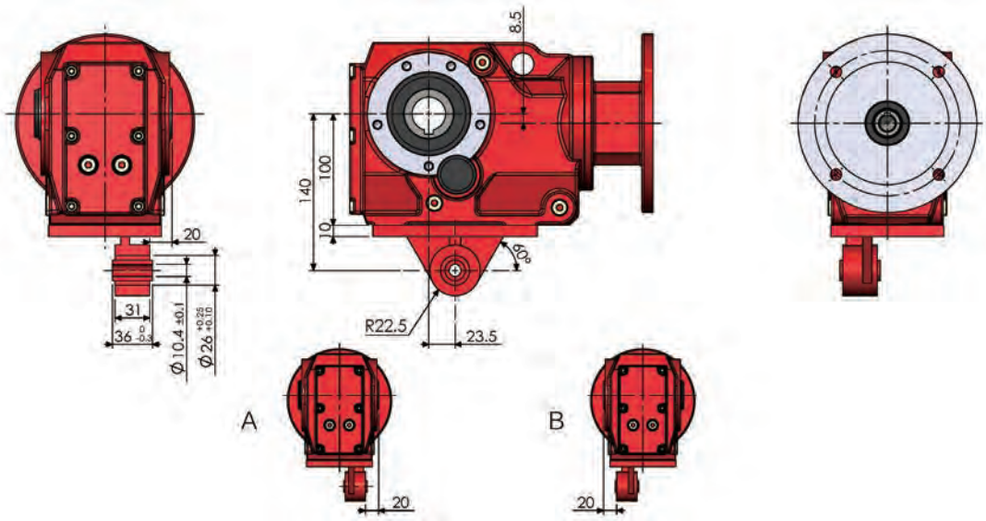

K37-RF17-AM

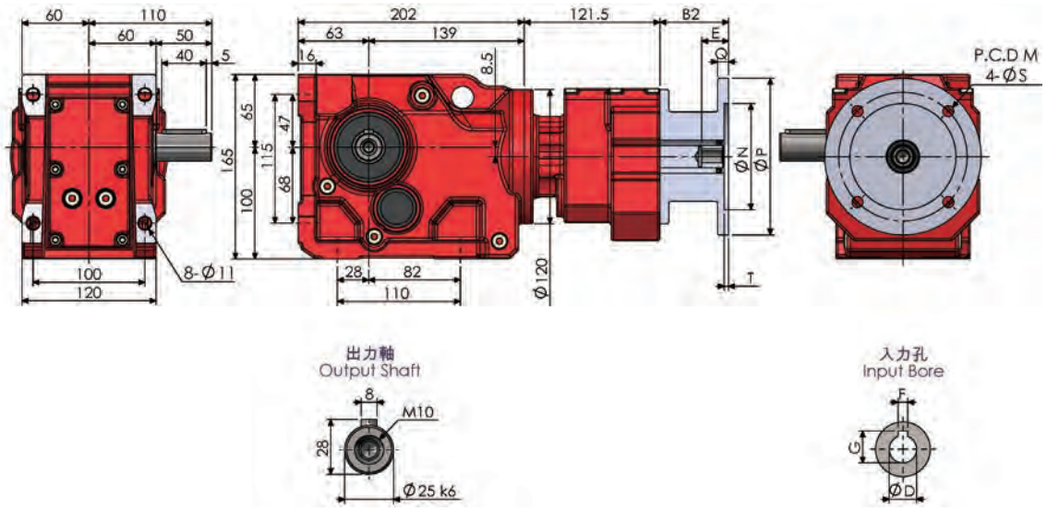

尺寸表 (單位：mm) Dimension (Unit：mm)											
AM	B2	E	M	N	P	Q	S	T	入力孔 Input Bore		
									D	F	G
63	61.5	24	115	95	140	10	10	4	11	4	12.8
71	61.5	31	130	110	160	10	10	4	14	5	16.3
80	80	41	165	130	200	12	12	4	19	6	21.8
90	80	51	165	130	200	12	12	4	24	8	27.3
100	98	61	215	180	250	15	14	4.5	28	8	31.3

NOTE

斜齒傘齒輪減速機 Helical Bevel Gear Reducer

K47-AM

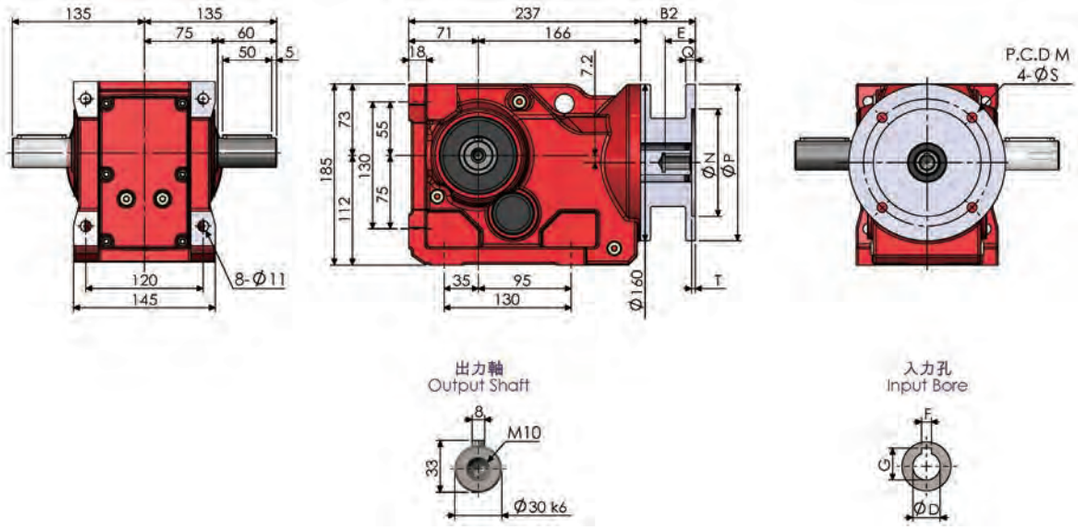

KA47B-AM

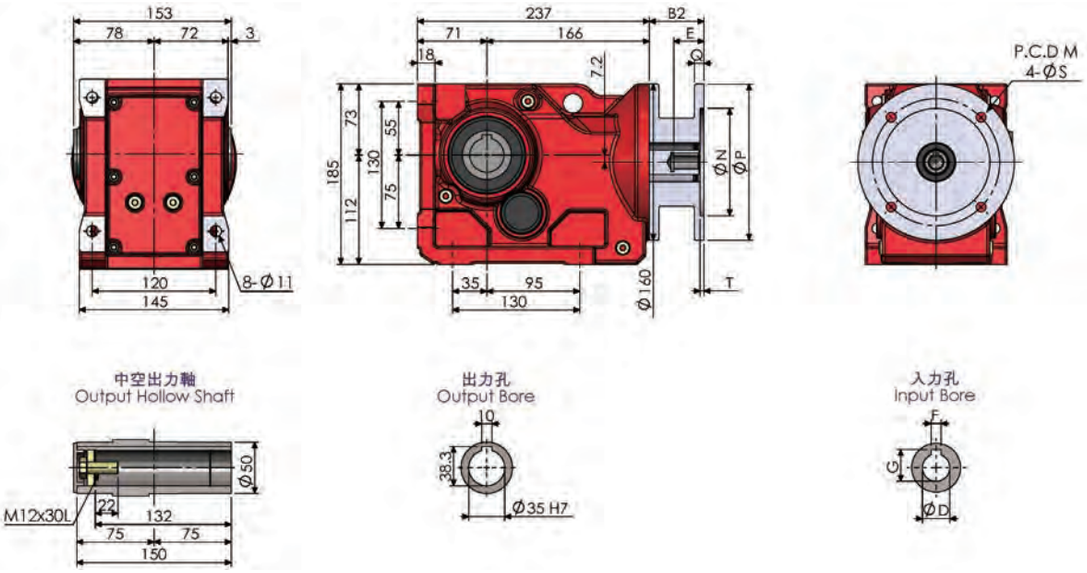

KA47-AM

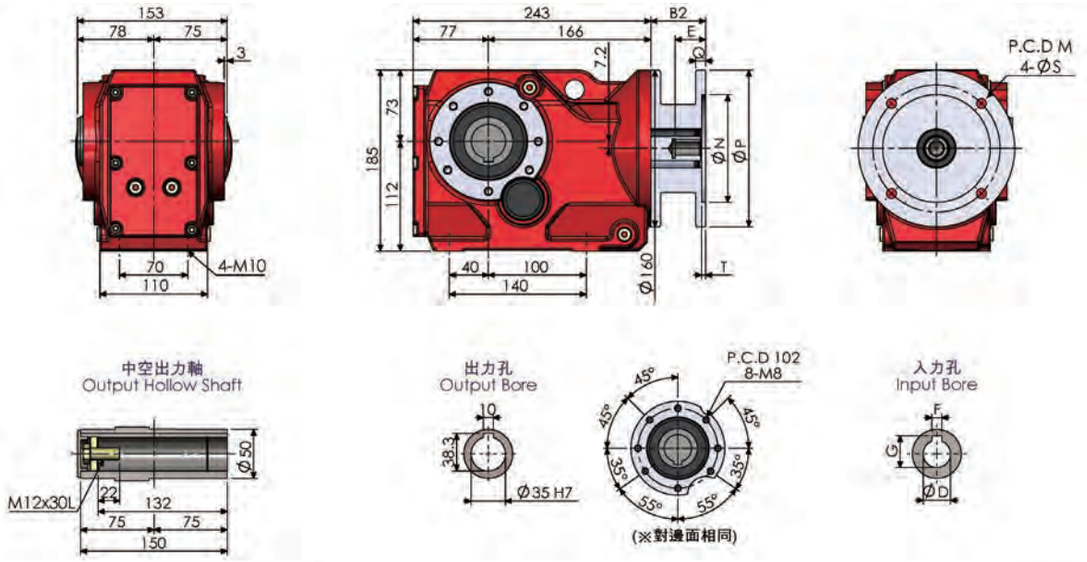

KF47-AM

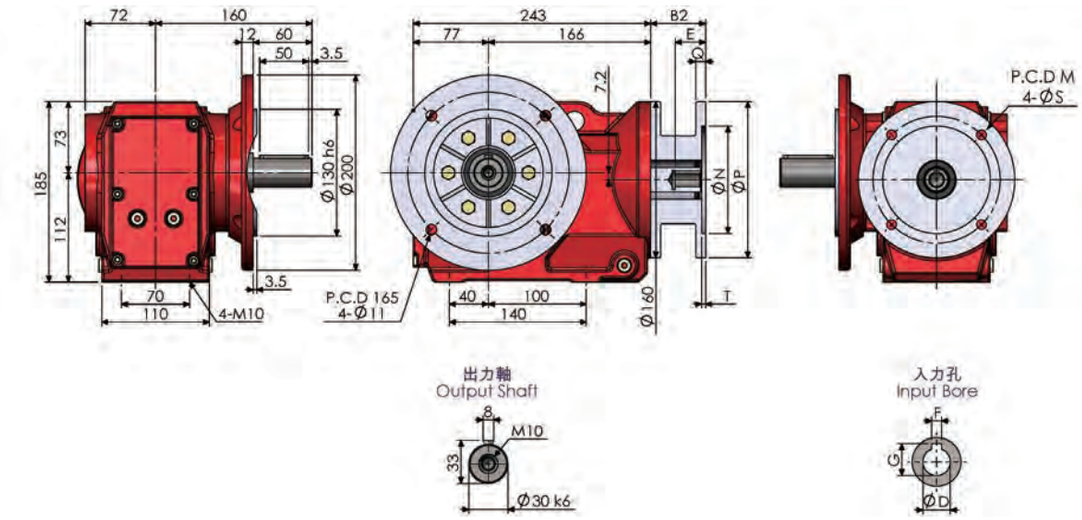

KAF47-AM

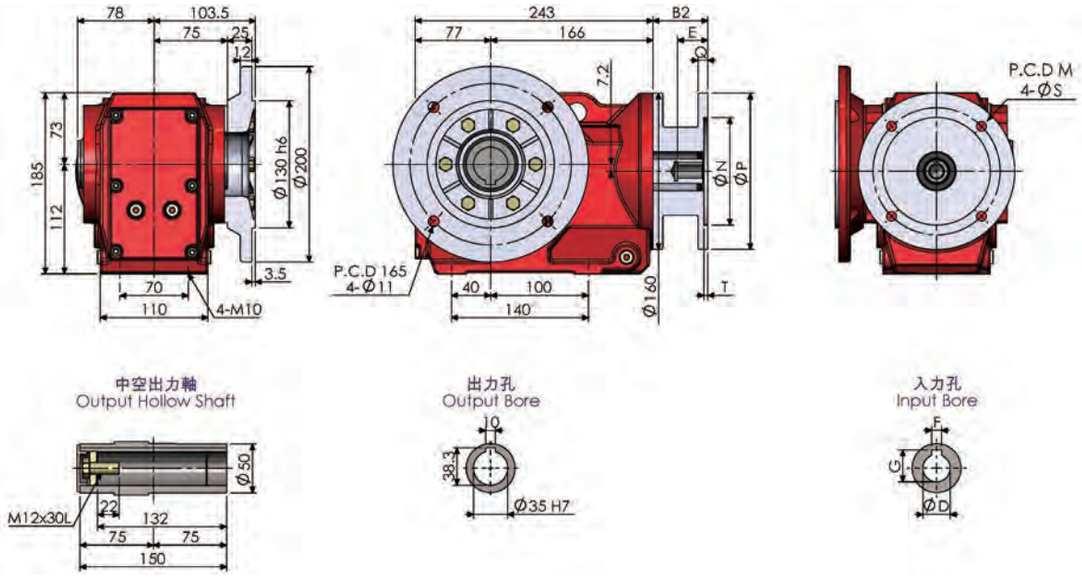

K47AD

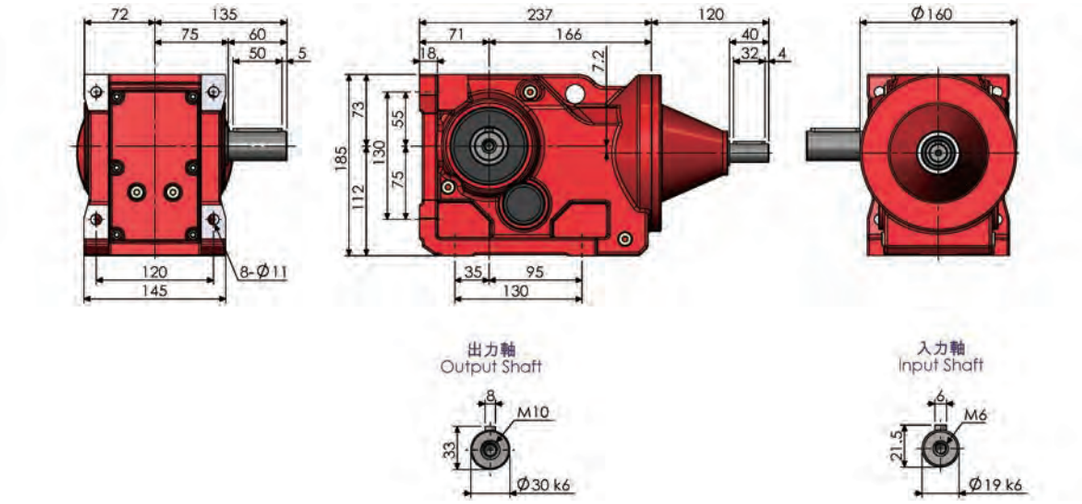

K47

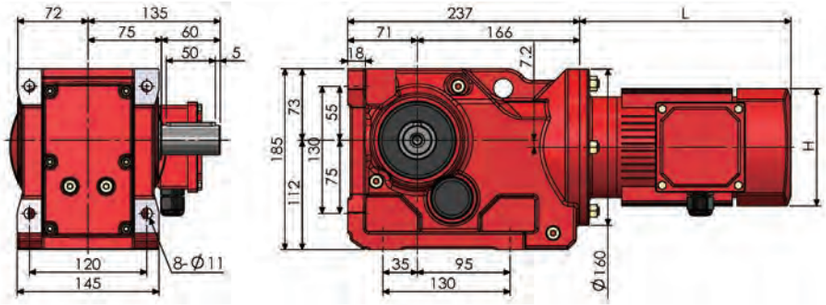

出力軸
Output Shaft

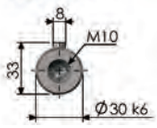

KA47T-AM

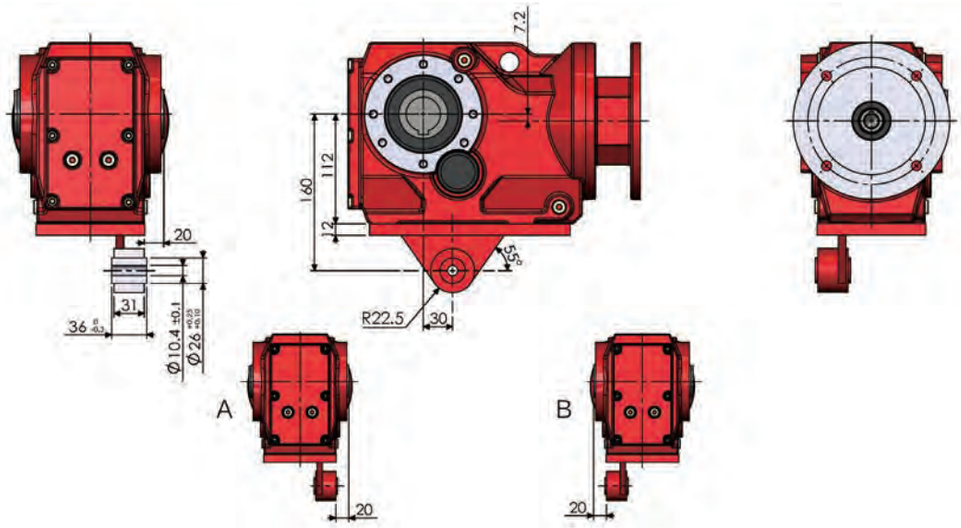

K47-RF37-AM

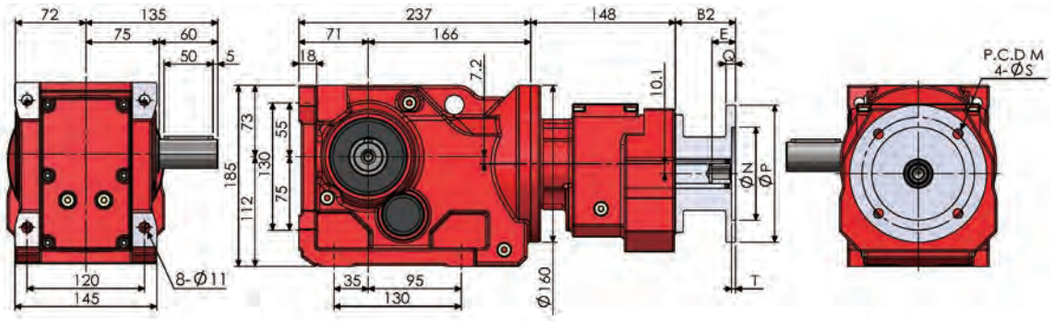

出力軸
Output Shaft

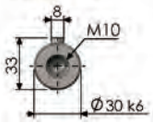

入力孔
Input Bore

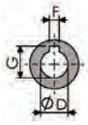

尺寸表 (單位：mm) Dimension (Unit：mm)											
AM	B2	E	M	N	P	Q	S	T	入力孔 Input Bore		
									D	F	G
63	56 (61.5)	24	115	95	140	10	10	4	11	4	12.8
71	56 (61.5)	31	130	110	160	10	10	4	14	5	16.3
80	74.5 (80)	41	165	130	200	12	12	4	19	6	21.8
90	74.5 (80)	51	165	130	200	12	12	4	24	8	27.3
100	90.5 (98)	61	215	180	250	15	14	4.5	28	8	31.3
112	90.5	61	215	180	250	15	14	4.5	28	8	31.3
132	123	81	265	230	300	16	14	4.5	38	10	41.8

括號內為 K47-RF37 雙段型斜齒輪減速機對應尺寸，入力法蘭規格為 AM63~AM100。
The number in ( ) is for Double Stages Dimension for K47-RF37, the input IEC Frame is AM63~AM100.

NOTE

K57-AM

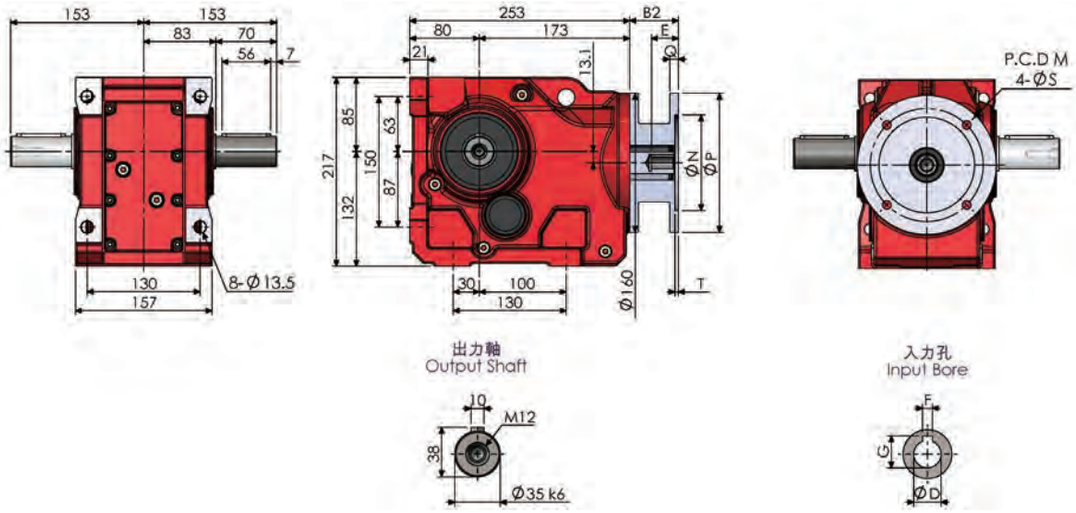

KA57B-AM

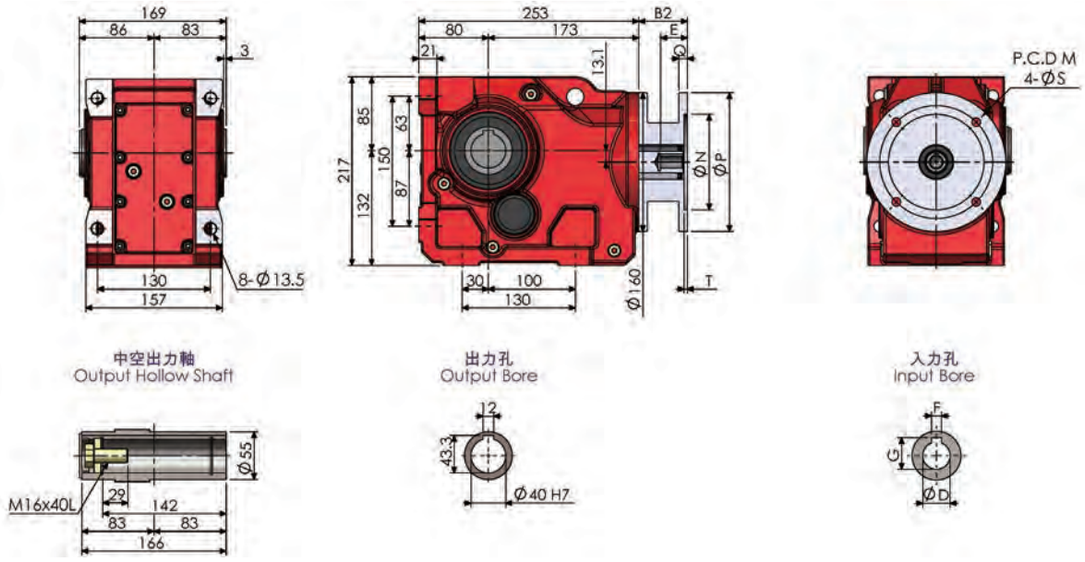

KA57-AM

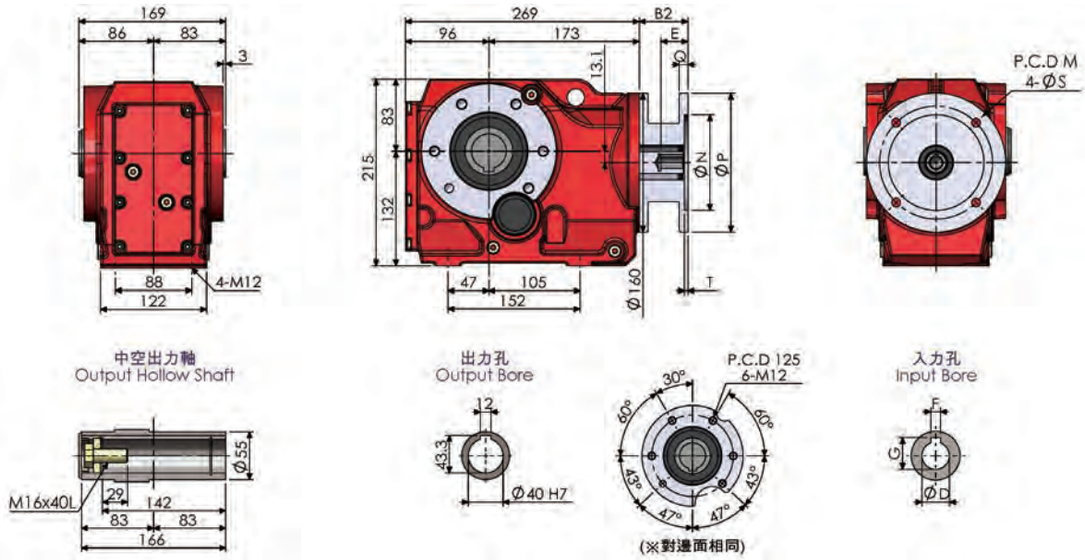

KF57-AM

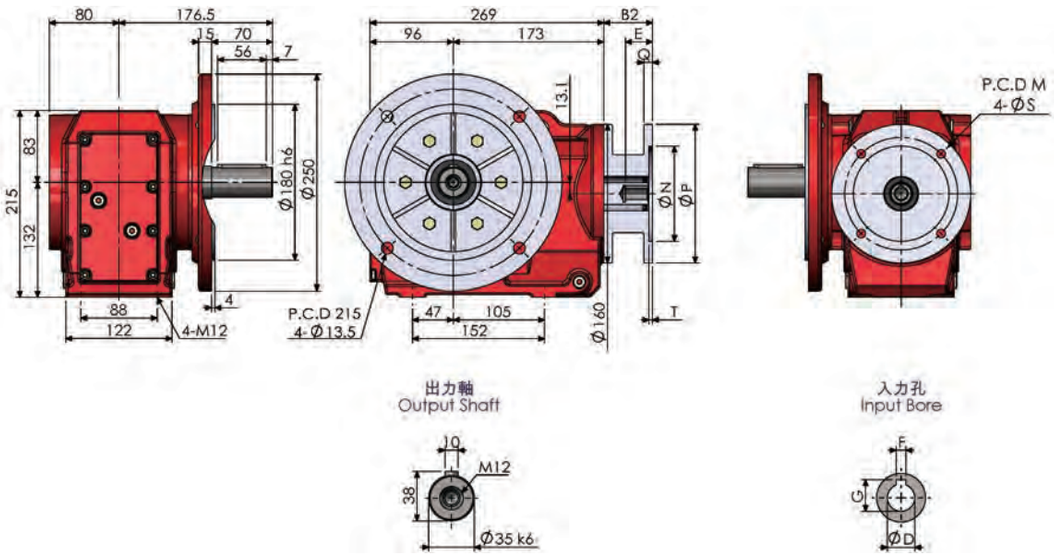

KAF57-AM

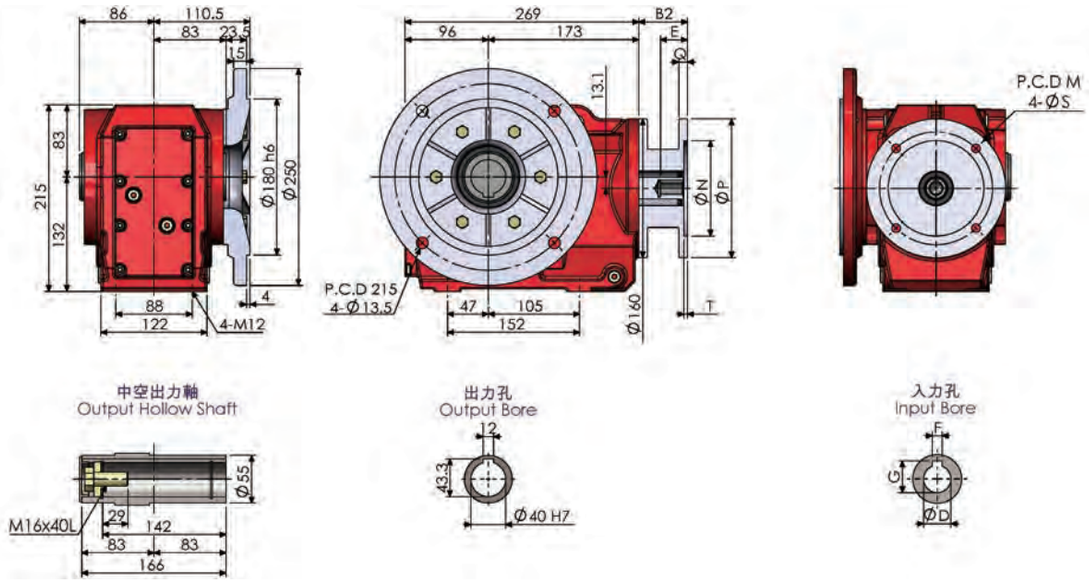

K57AD

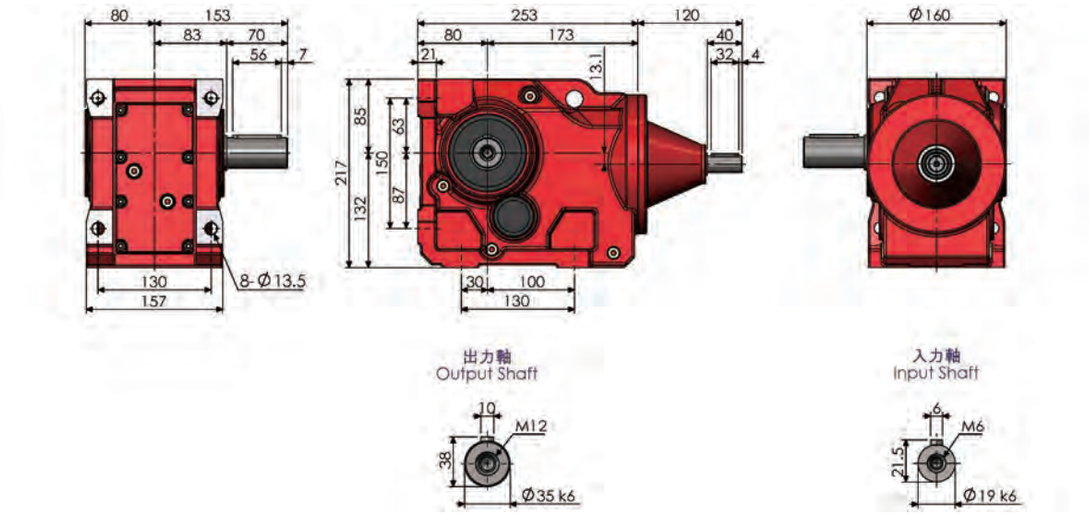

K57

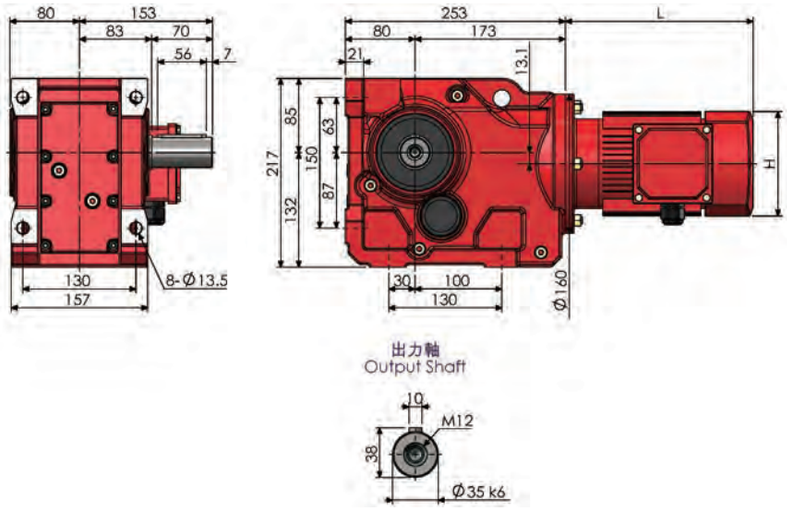

KA57T-AM

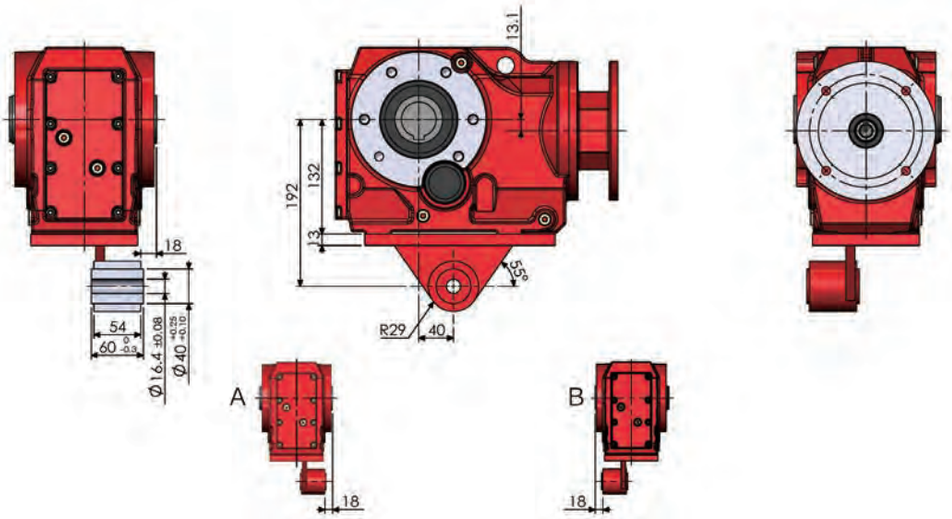

K57-RF37-AM

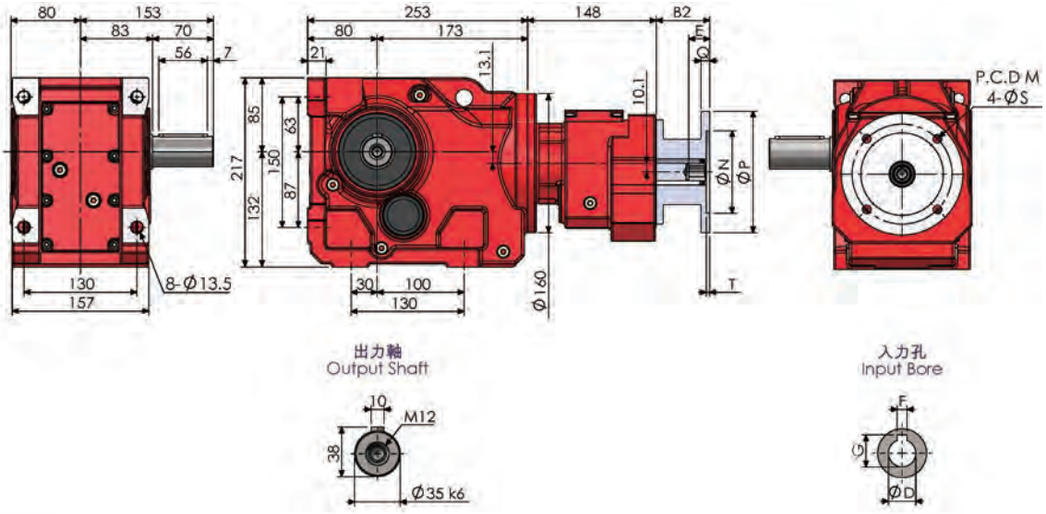

尺寸表 (單位：mm) Dimension (Unit：mm)											
AM	B2	E	M	N	P	Q	S	T	入力孔 Input Bore		
									D	F	G
63	56 (61.5)	24	115	95	140	10	10	4	11	4	12.8
71	56 (61.5)	31	130	110	160	10	10	4	14	5	16.3
80	74.5 (80)	41	165	130	200	12	12	4	19	6	21.8
90	74.5 (80)	51	165	130	200	12	12	4	24	8	27.3
100	90.5 (98)	61	215	180	250	15	14	4.5	28	8	31.3
112	90.5	61	215	180	250	15	14	4.5	28	8	31.3
132	123	81	265	230	300	16	14	4.5	38	10	41.8

括號內為 K57-RF37 雙段型斜齒輪減速機對應尺寸，入力法蘭規格為 AM63~AM100。
The number in ( ) is for Double Stages Dimension for K57-RF37, the input IEC Frame is AM63~AM100.

NOTE

斜齒傘齒輪減速機 Helical Bevel Gear Reducer

K67-AM

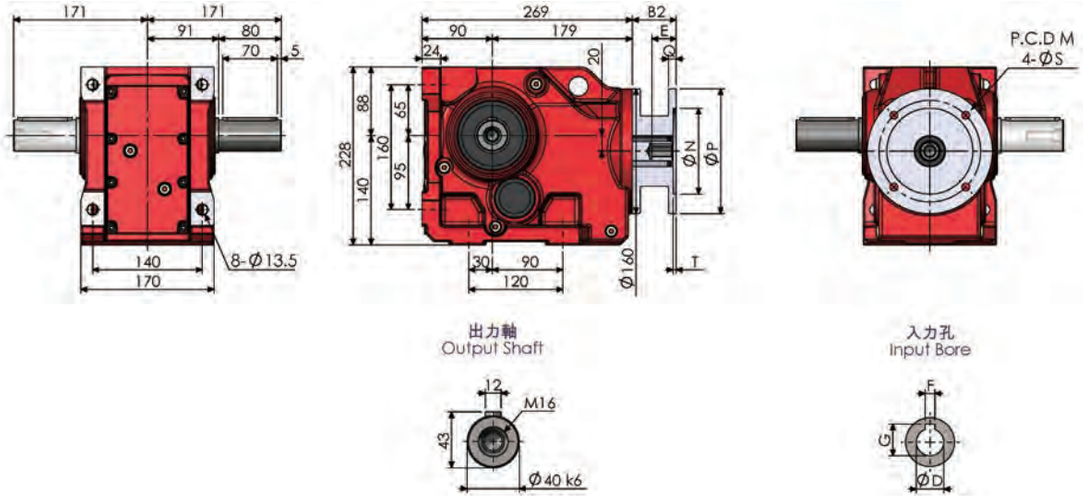

KA67B-AM

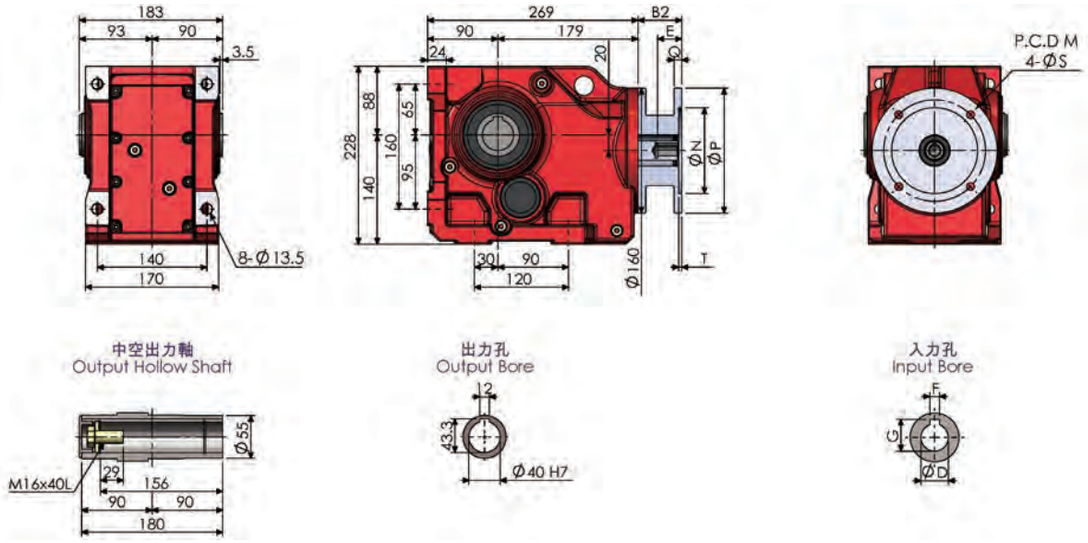

KA67-AM

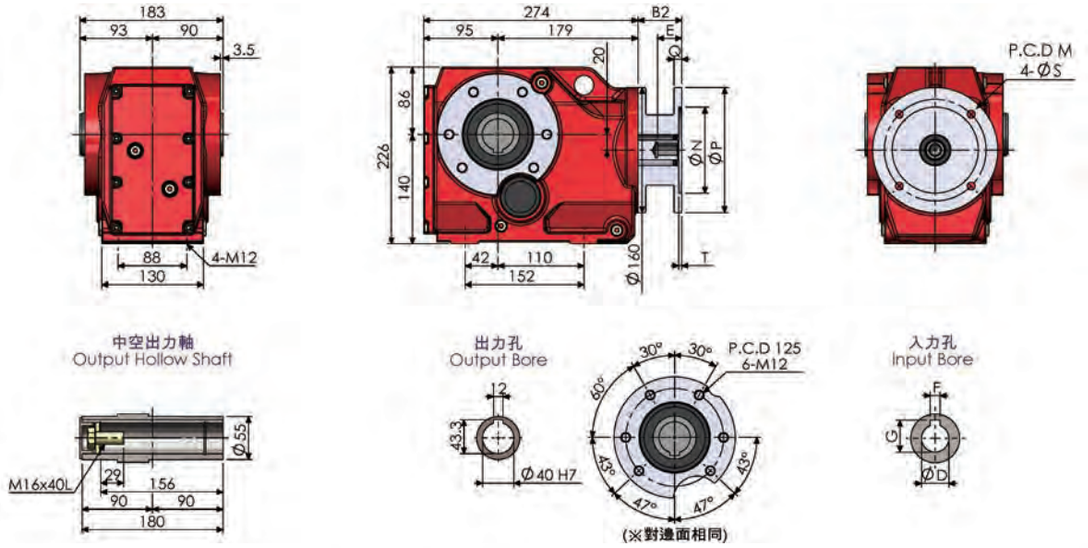

KF67-AM

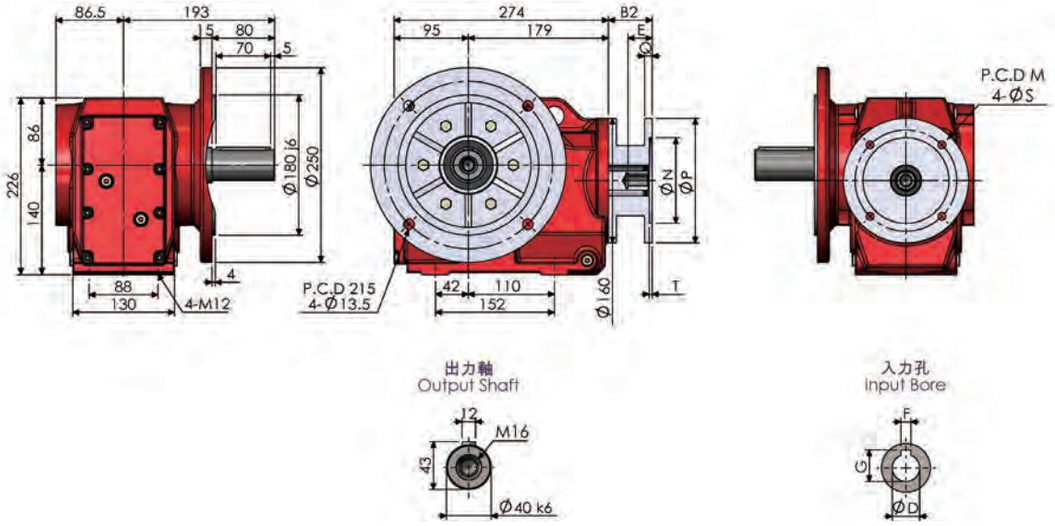

KAF67-AM

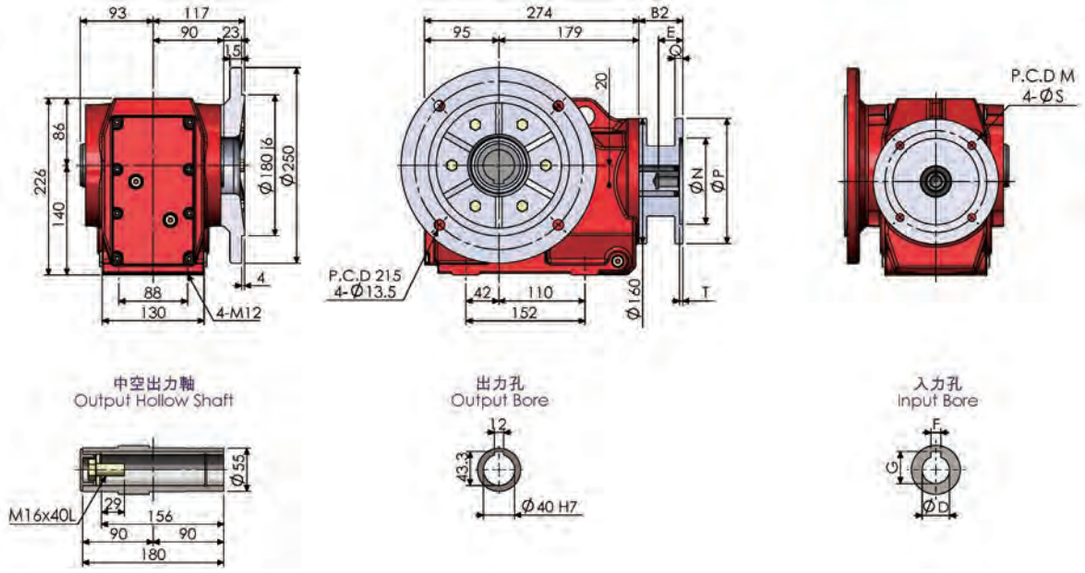

K67AD

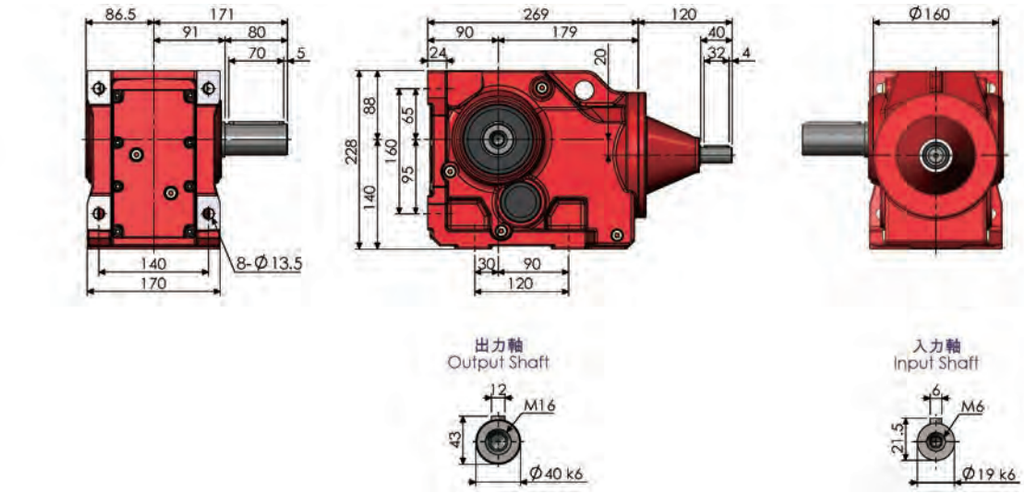

K67

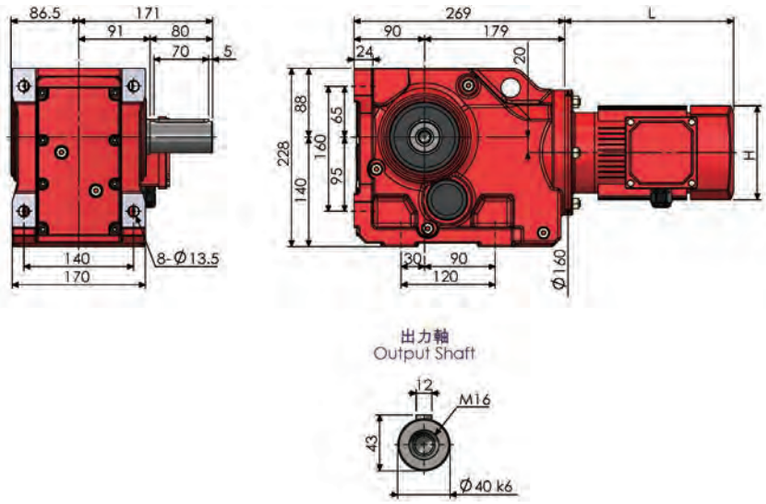

KA67T-AM

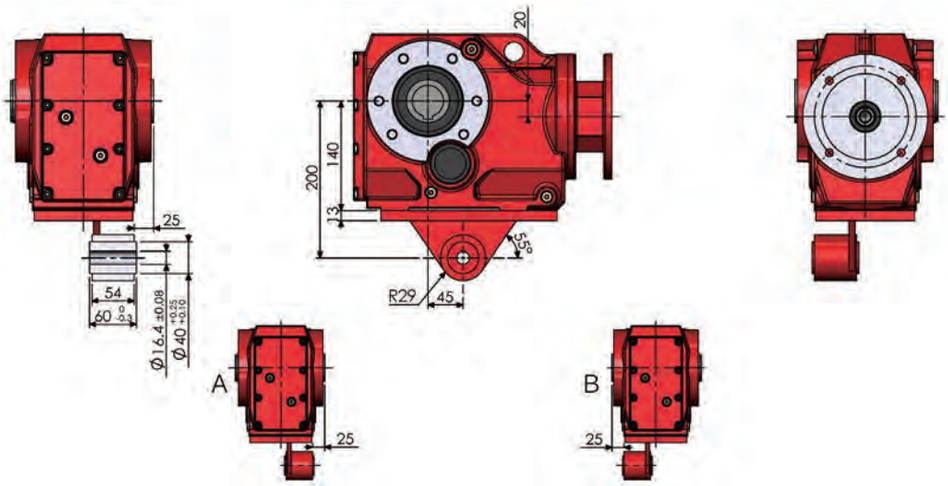

K67-RF37-AM

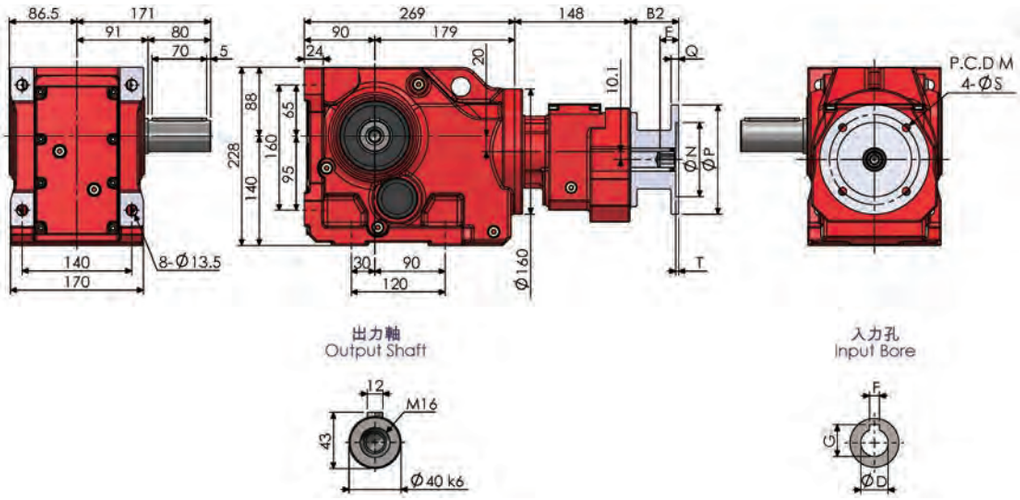

尺寸表 (單位：mm) Dimension (Unit：mm)											
AM	B2	E	M	N	P	Q	S	T	入力孔 Input Bore		
									D	F	G
63	56 (61.5)	24	115	95	140	10	10	4	11	4	12.8
71	56 (61.5)	31	130	110	160	10	10	4	14	5	16.3
80	74.5 (80)	41	165	130	200	12	12	4	19	6	21.8
90	74.5 (80)	51	165	130	200	12	12	4	24	8	27.3
100	90.5 (98)	61	215	180	250	15	14	4.5	28	8	31.3
112	90.5	61	215	180	250	15	14	4.5	28	8	31.3
132	123	81	265	230	300	16	14	4.5	38	10	41.8

括號內為 K67-RF37 雙段型斜齒輪減速機對應尺寸，入力法蘭規格為 AM63~AM100。
The number in ( ) is for Double Stages Dimension for K67-RF37, the input IEC Frame is AM63~AM100.

NOTE

斜齒傘齒輪減速機 Helical Bevel Gear Reducer

K77-AM

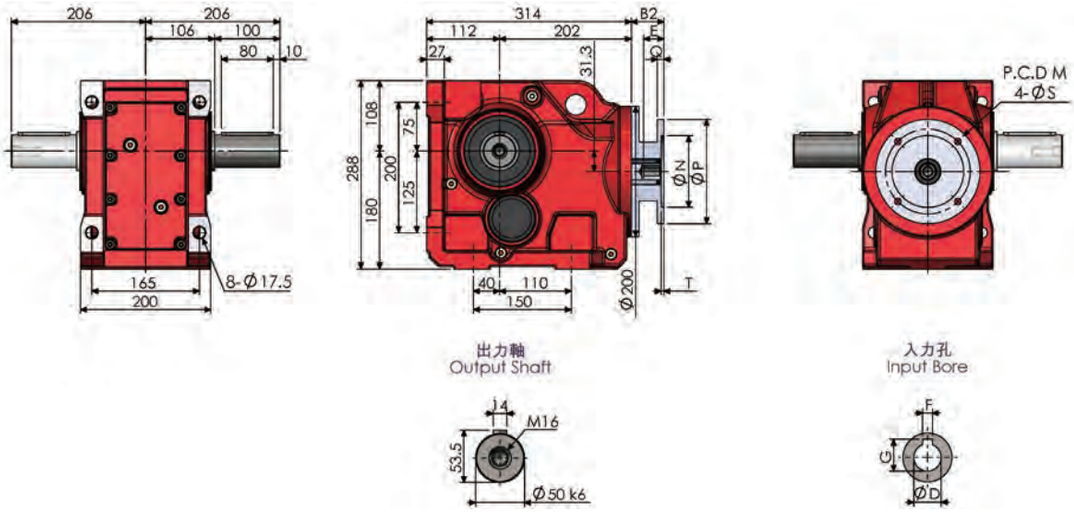

KA77B-AM

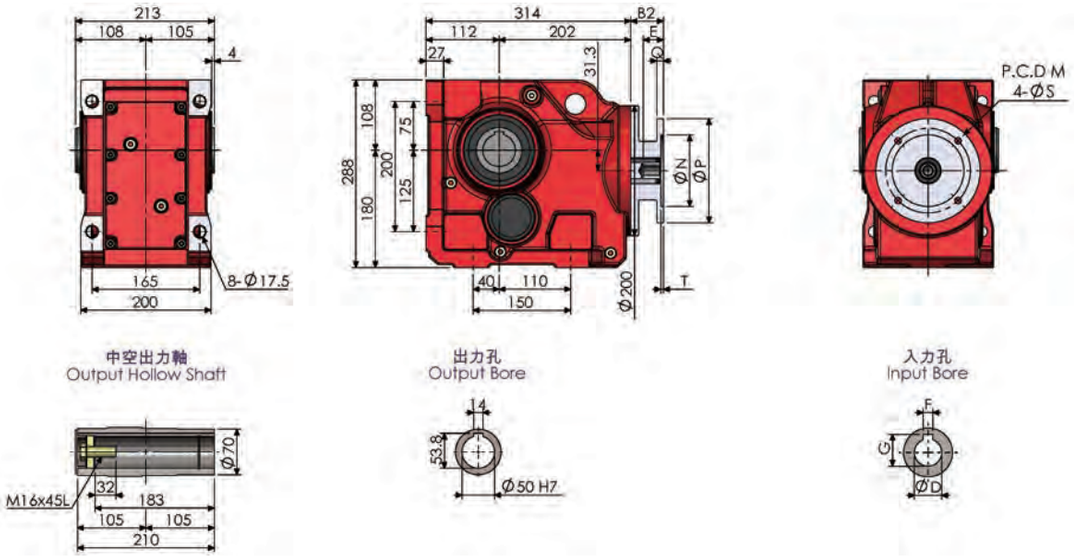

KA77-AM

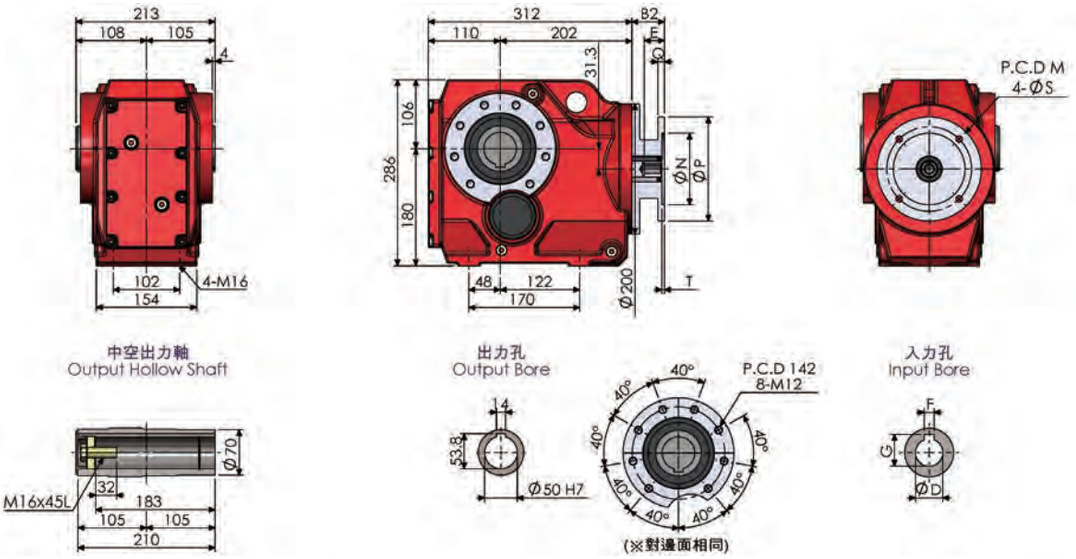

KF77-AM

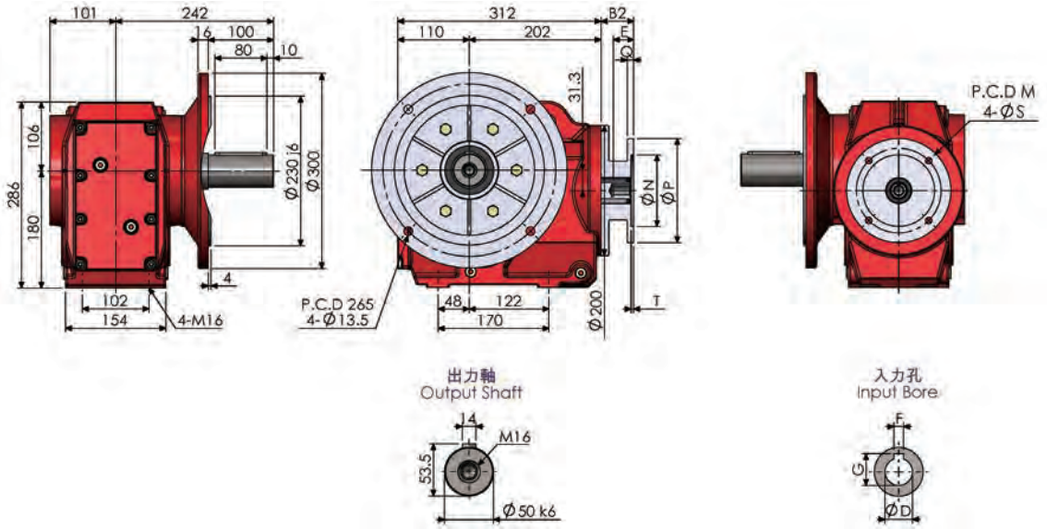

KAF77-AM

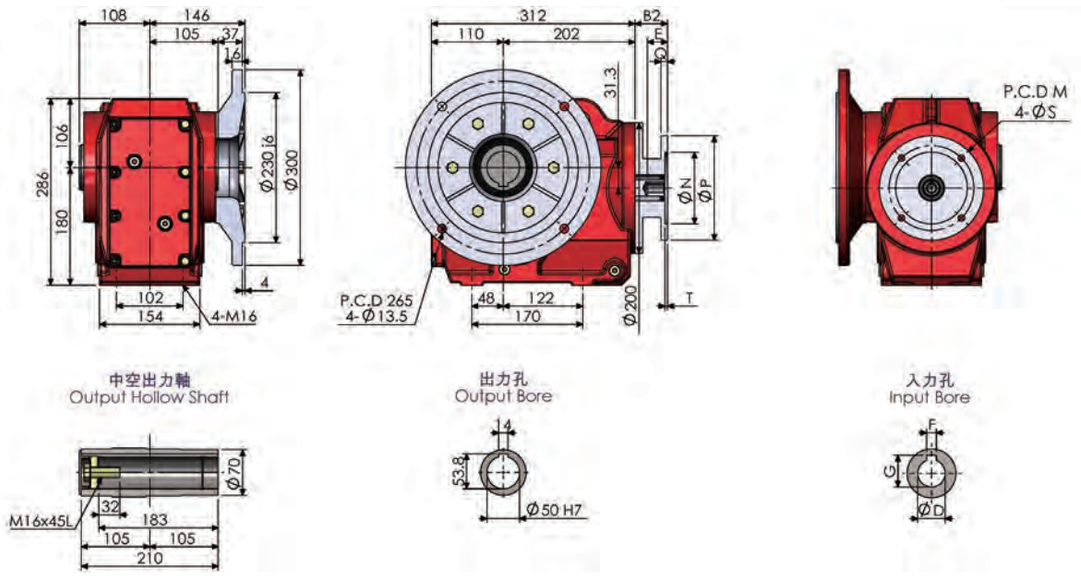

K77AD

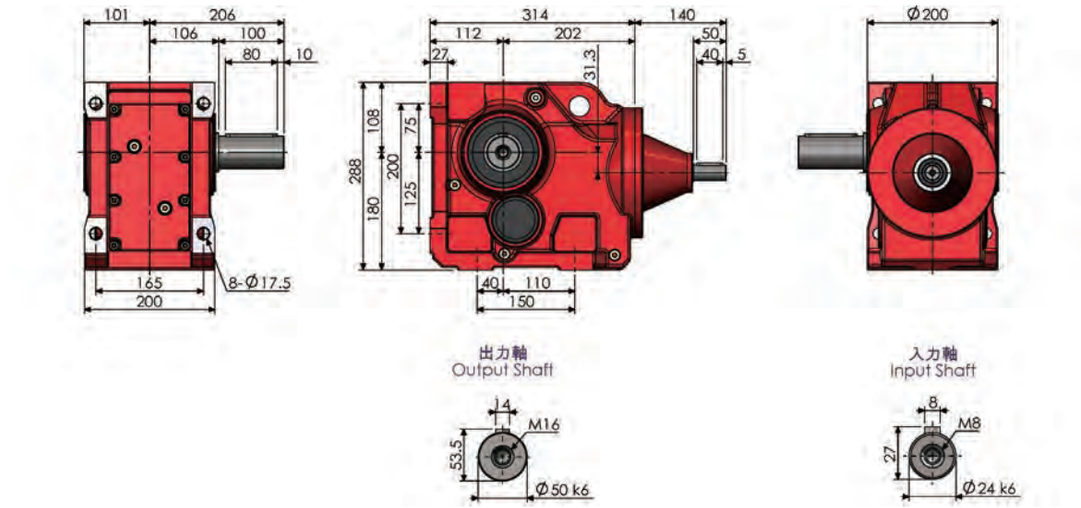

K77

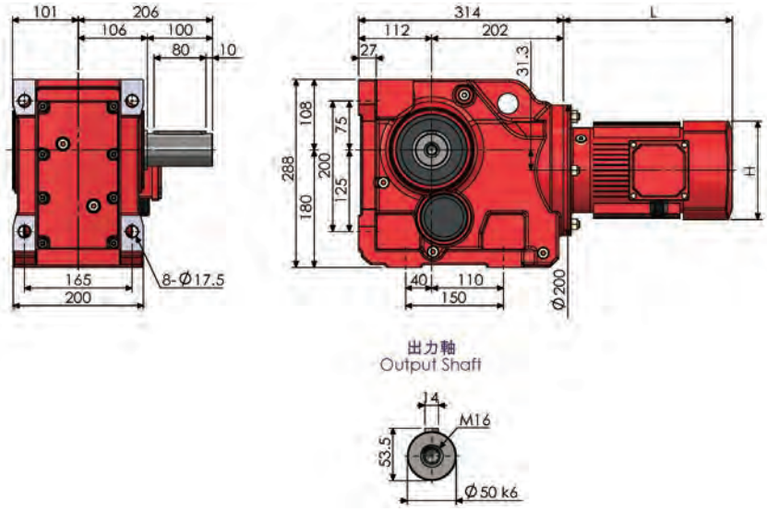

KA77T-AM

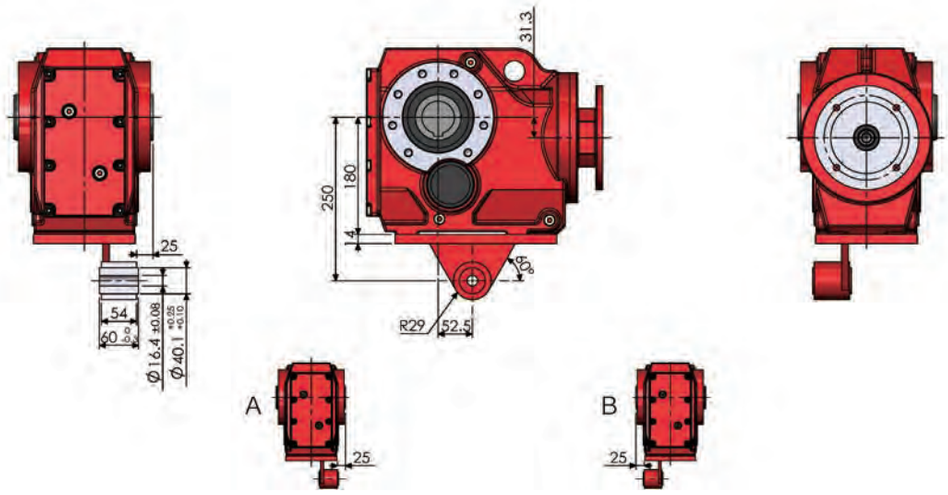

K77-RF37-AM

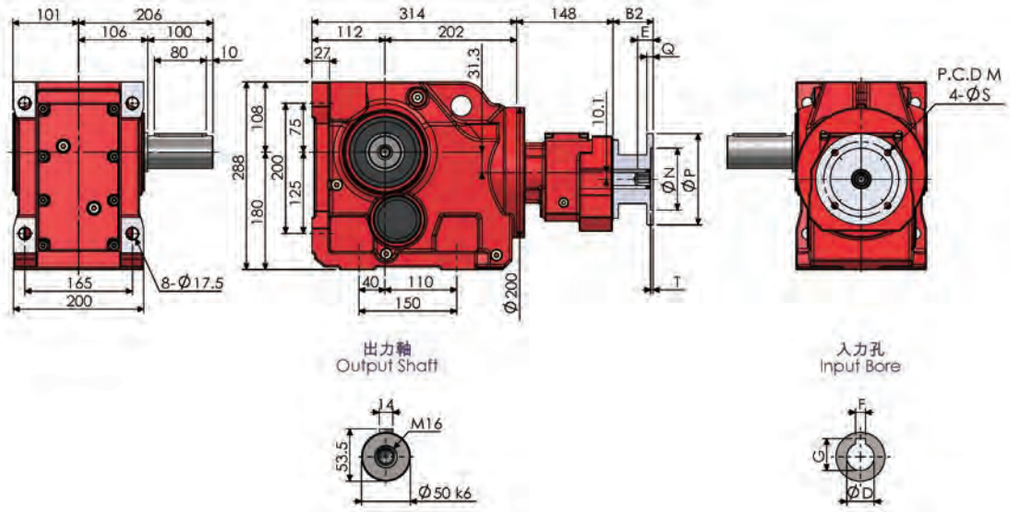

尺寸表 (單位：mm) Dimension (Unit：mm)											
AM	B2	E	M	N	P	Q	S	T	入力孔 Input Bore		
									D	F	G
63	50 (61.5)	24	115	95	140	10	10	4	11	4	12.8
71	50 (61.5)	31	130	110	160	10	10	4	14	5	16.3
80	68.5 (80)	41	165	130	200	12	12	4	19	6	21.8
90	68.5 (80)	51	165	130	200	12	12	4	24	8	27.3
100	82.5 (98)	61	215	180	250	15	14	4.5	28	8	31.3
112	82.5	61	215	180	250	15	14	4.5	28	8	31.3
132	111	81	265	230	300	16	14	4.5	38	10	41.8
160	152.5	111	300	250	350	18	18	6	42	12	45.3

括號內為 K77-RF37 雙段型斜齒輪減速機對應尺寸，入力法蘭規格為 AM63~AM100。
The number in ( ) is for Double Stages Dimension for K77-RF37, the input IEC Frame is AM63~AM100.

NOTE

斜齒傘齒輪減速機 Helical Bevel Gear Reducer

K87-AM

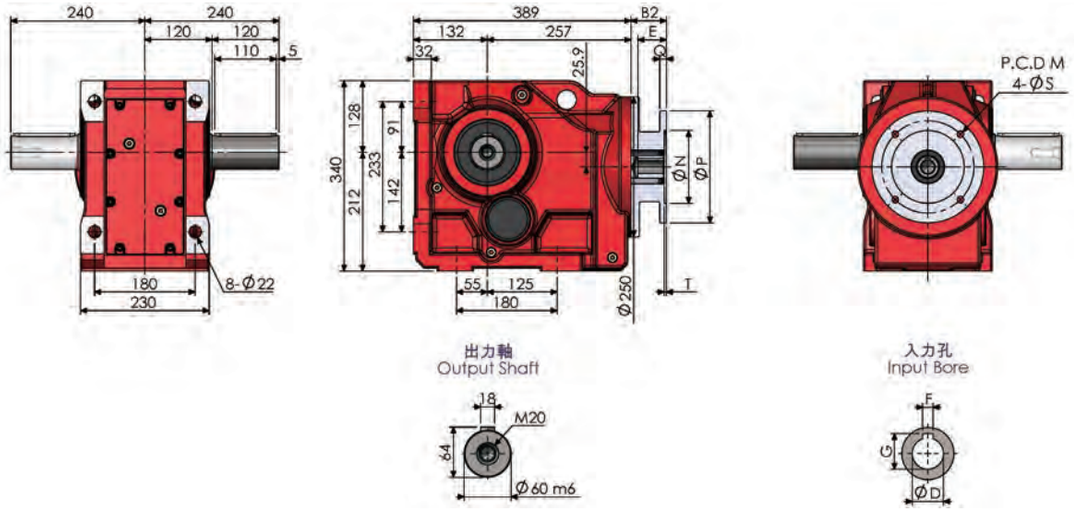

KA87B-AM

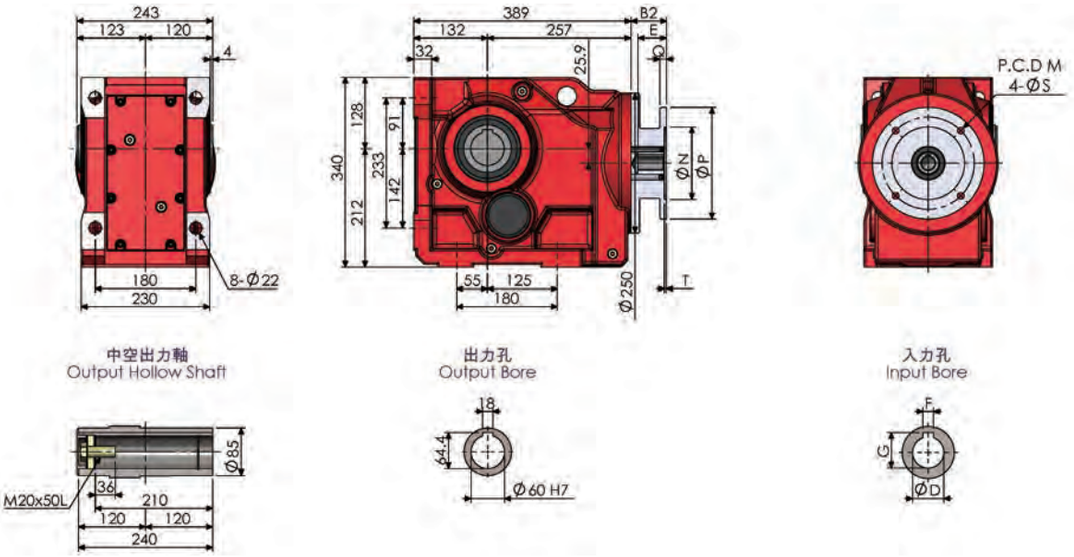

KA87-AM

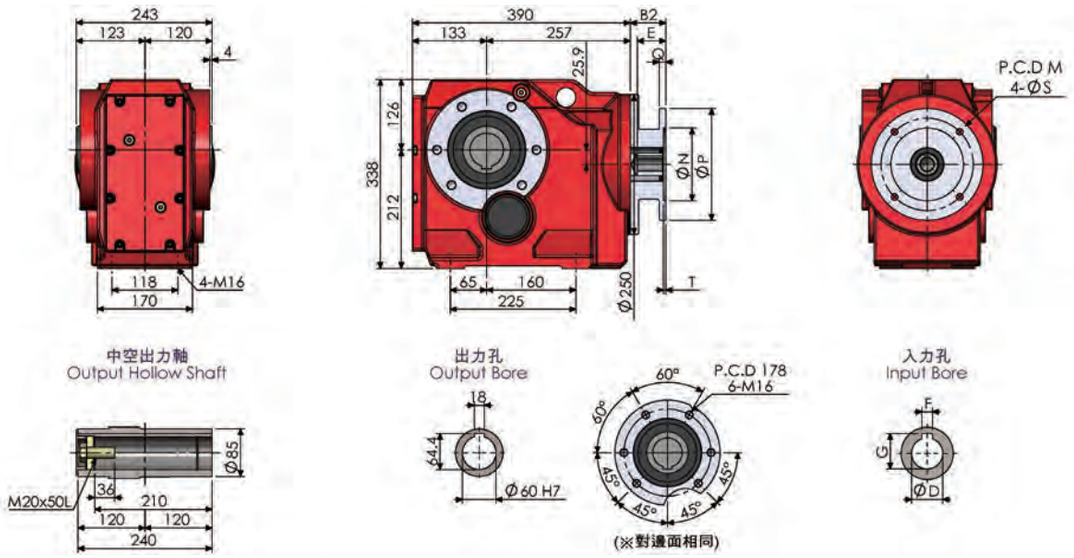

KF87-AM

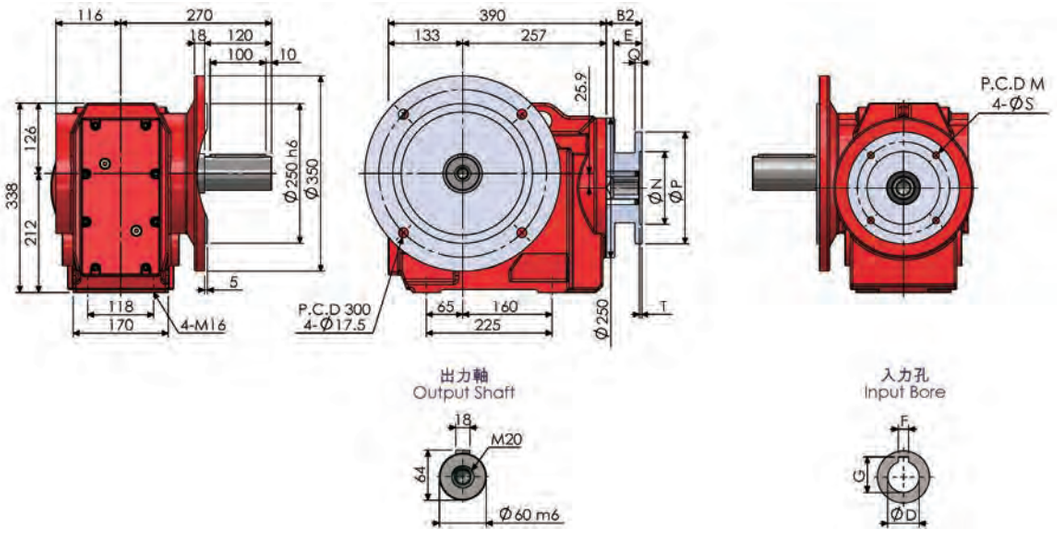

KAF87-AM

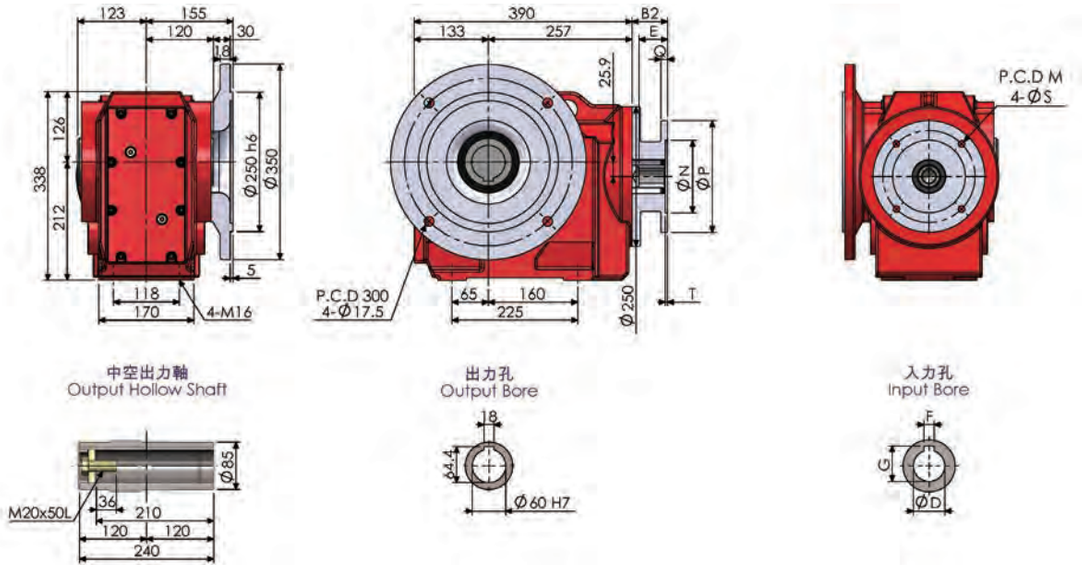

K87AD

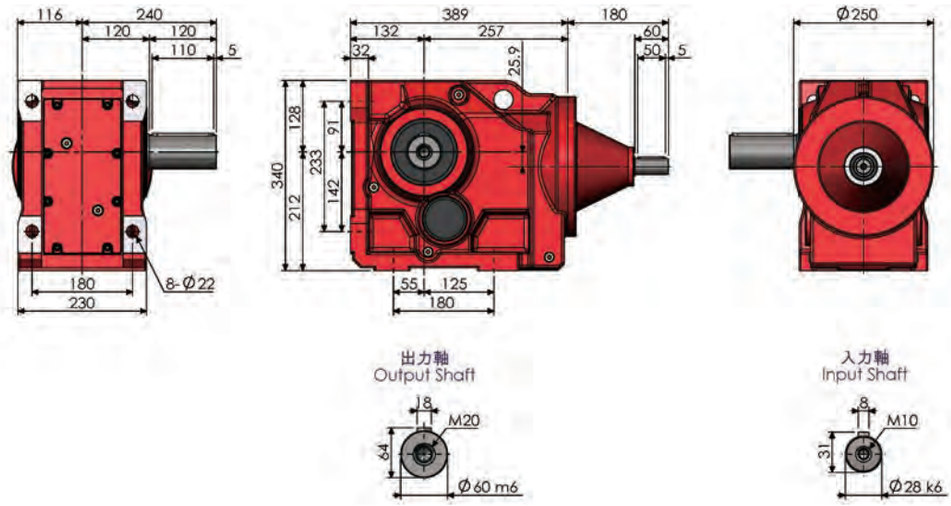

K87

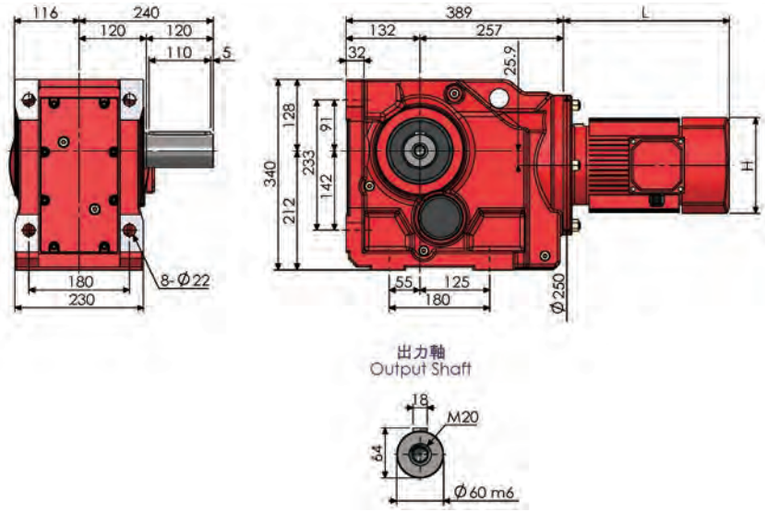

KA87T-AM

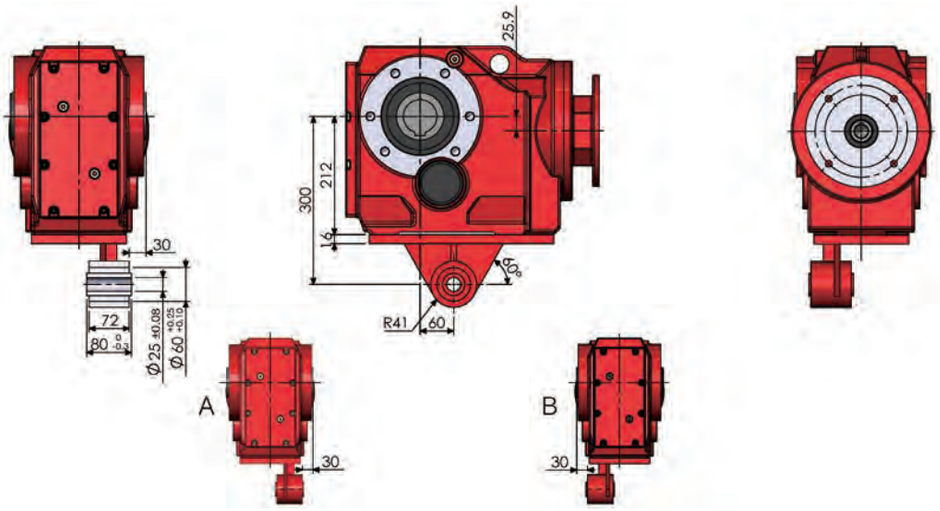

K87-RF57-AM

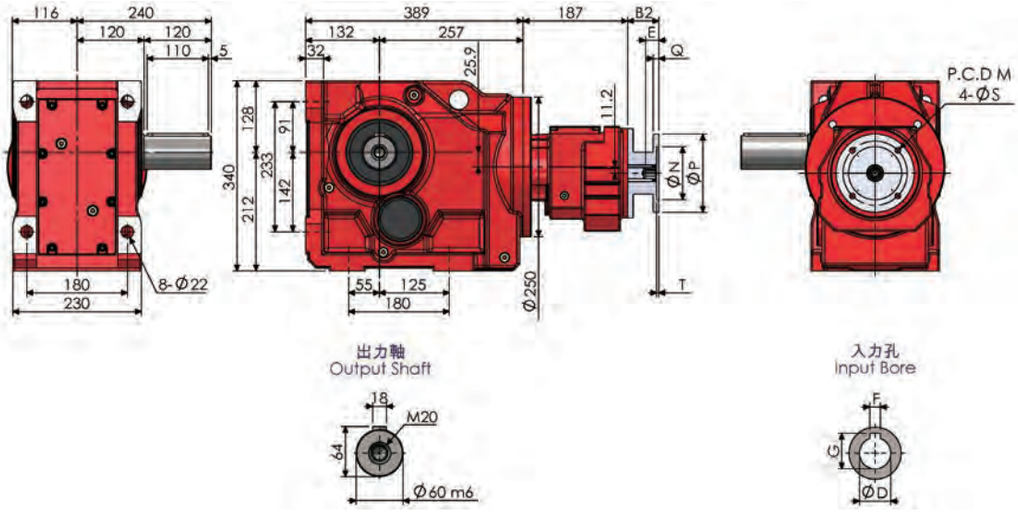

尺寸表 (單位：mm) Dimension (Unit：mm)											
AM	B2	E	M	N	P	Q	S	T	入力孔 Input Bore		
									D	F	G
(63)	(56)	(24)	(115)	(95)	(140)	(10)	(10)	(4)	(11)	(4)	(12.8)
(71)	(56)	(31)	(130)	(110)	(160)	(10)	(10)	(4)	(14)	(5)	(16.3)
80	63.5 (74.5)	41	165	130	200	12	12	4	19	6	21.8
90	63.5 (74.5)	51	165	130	200	12	12	4	24	8	27.3
100	78.5 (90.5)	61	215	180	250	15	14	4.5	28	8	31.3
112	78.5 (90.5)	61	215	180	250	15	14	4.5	28	8	31.3
132	106 (123)	81	265	230	300	16	14	4.5	38	10	41.8
160	147.5	111	300	250	350	18	18	6	42	12	45.3
180	147.5	111	300	250	350	18	18	6	48	14	51.8

括號內為 K87-RF57 雙段型斜齒輪減速機對應尺寸，入力法蘭規格為 AM63~AM112。
The number in ( ) is for Double Stages Dimension for K87-RF57, the input IEC Frame is AM63~AM112.

NOTE

斜齒傘齒輪減速機 Helical Bevel Gear Reducer

K97-AM

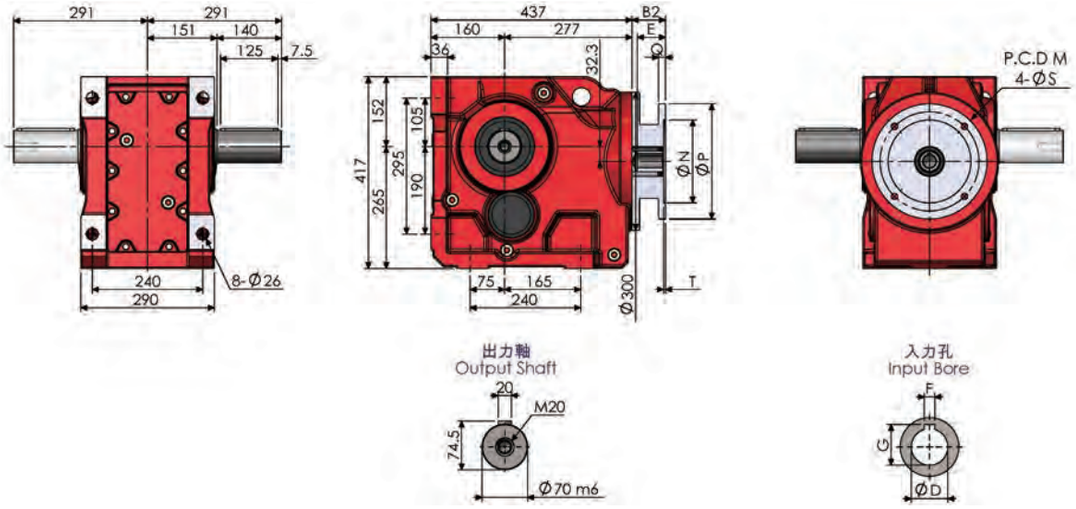

KA97B-AM

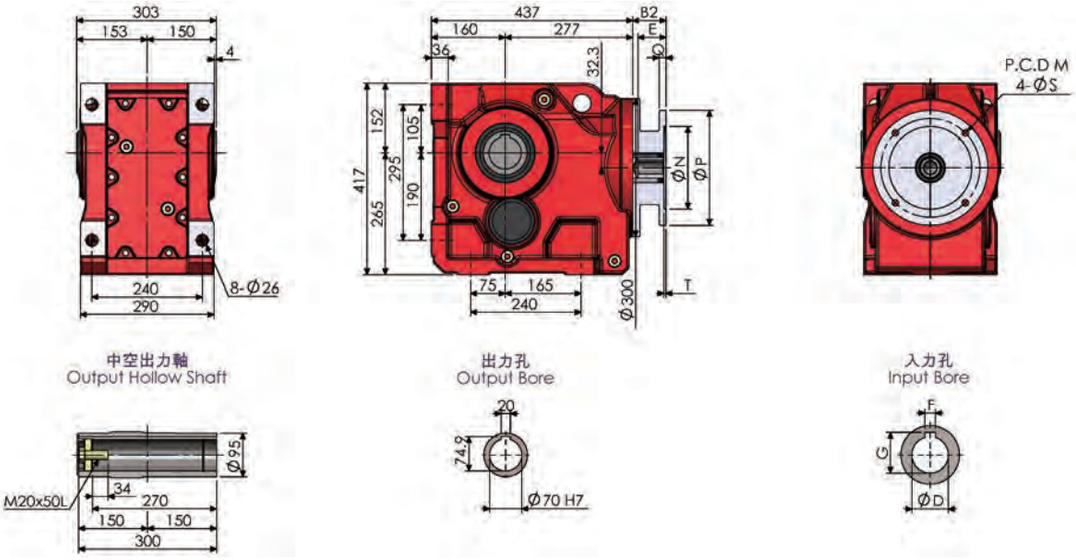

KA97-AM

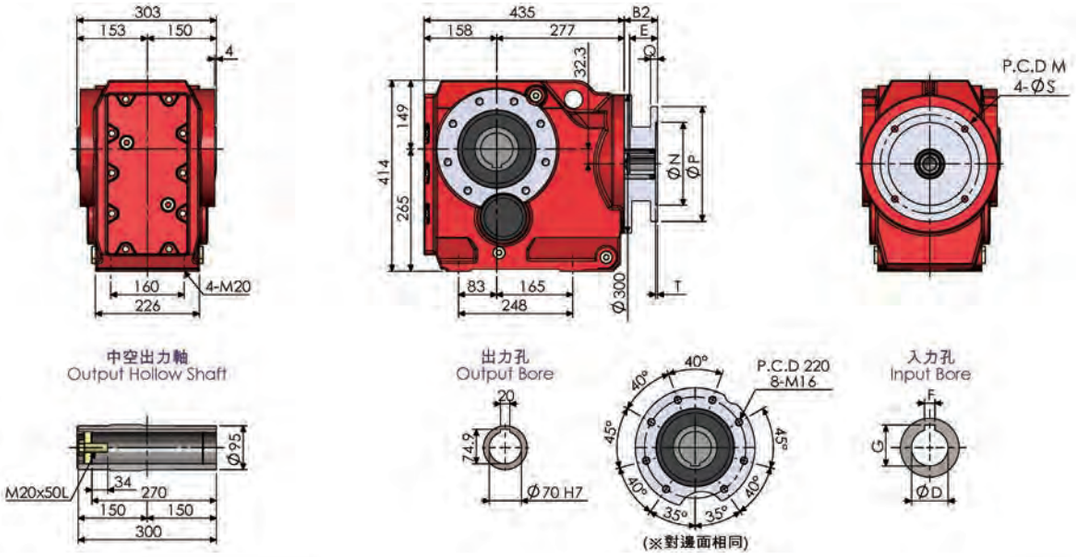

KF97-AM

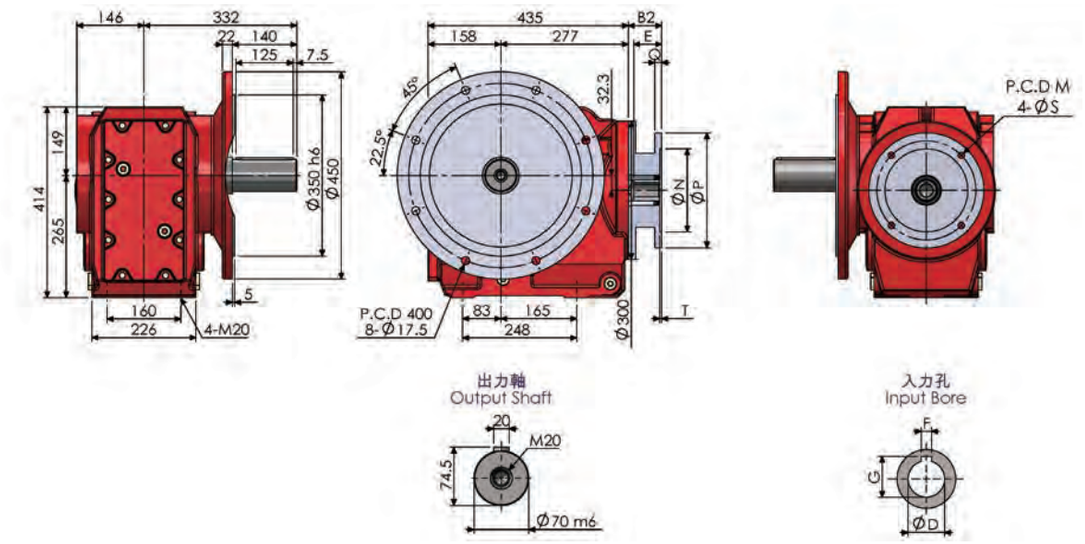

KAF97-AM

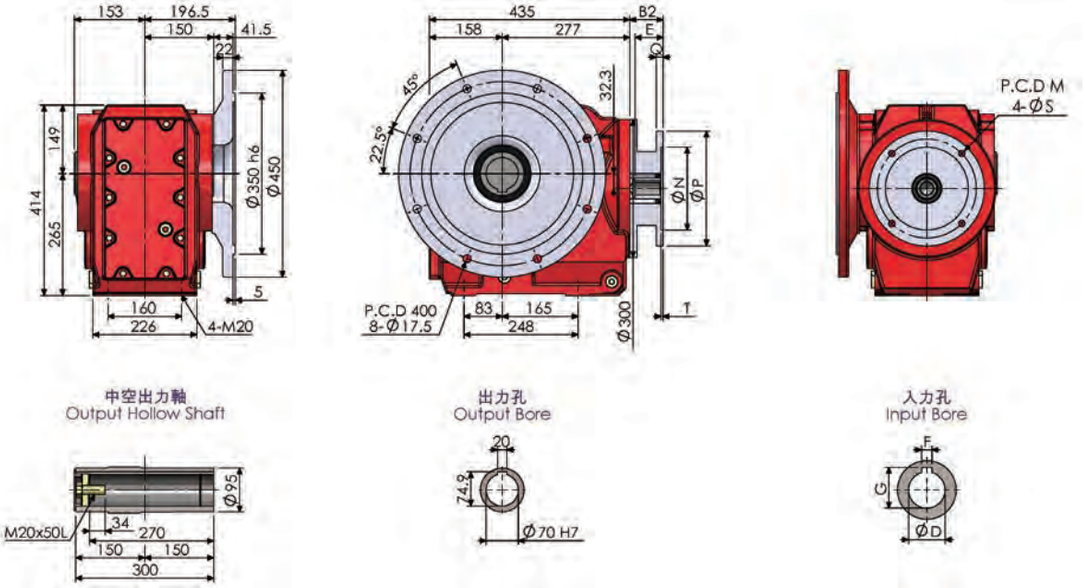

K97AD

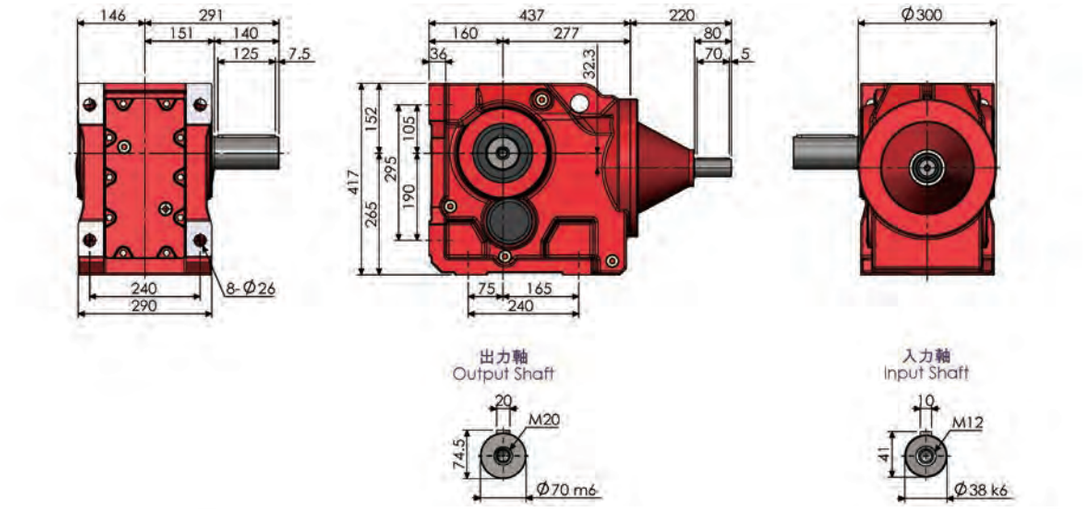

K97

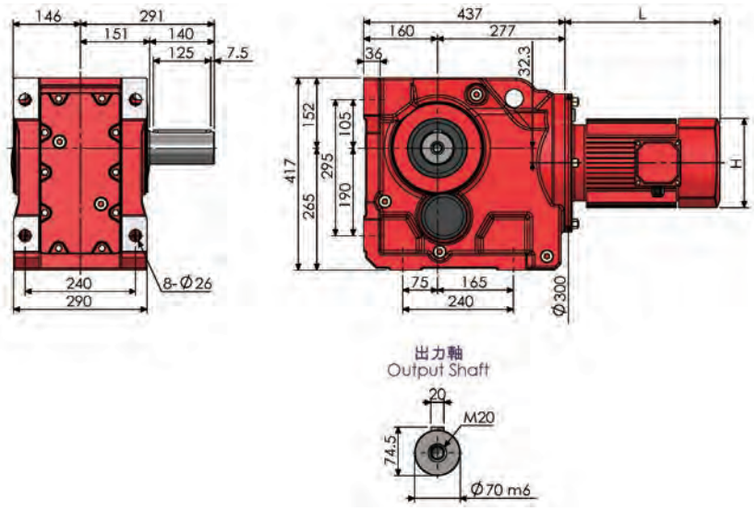

KA97T-AM

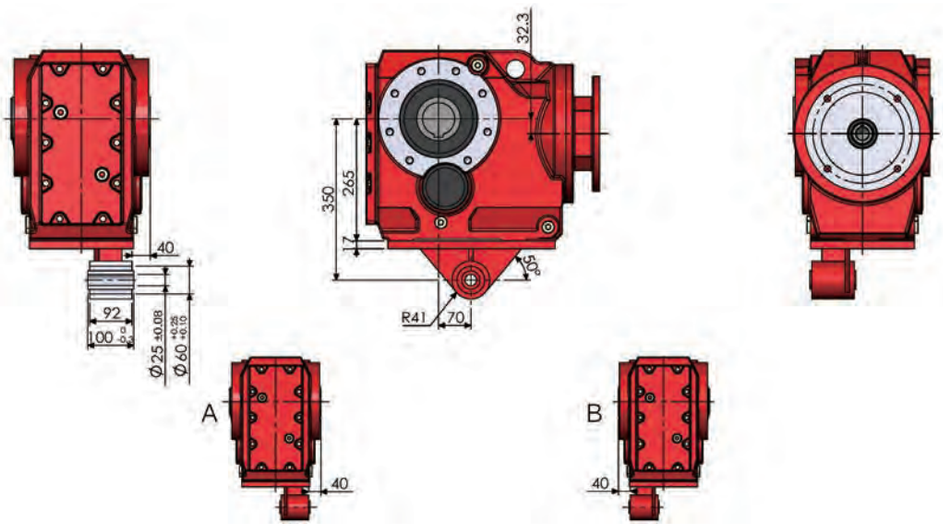

K97-RF57-AM

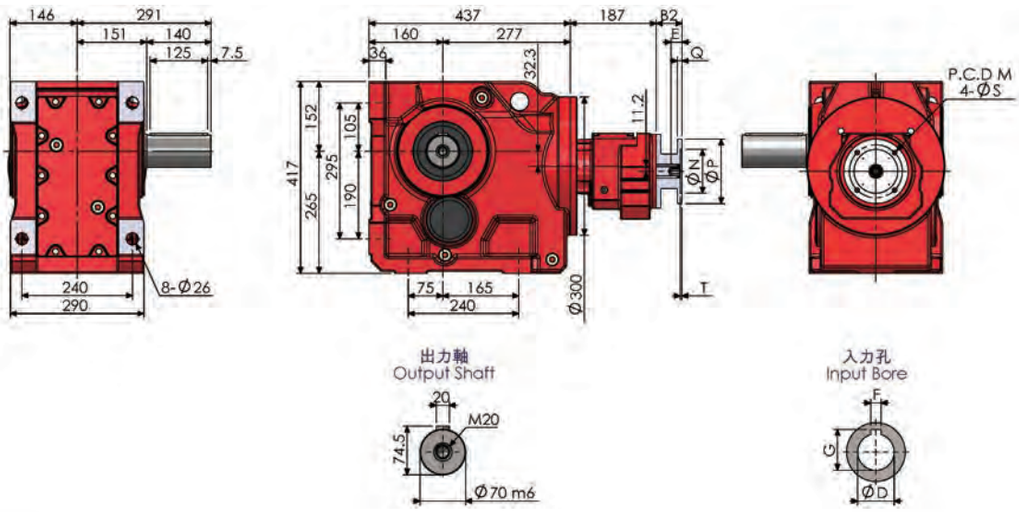

尺寸表 (單位：mm) Dimension (Unit：mm)											
AM	B2	E	M	N	P	Q	S	T	入力孔 Input Bore		
									D	F	G
(63)	(56)	(24)	(115)	(95)	(140)	(10)	(10)	(4)	(11)	(4)	(12.8)
(71)	(56)	(31)	(130)	(110)	(160)	(10)	(10)	(4)	(14)	(5)	(16.3)
(80)	(74.5)	(41)	(165)	(130)	(200)	(12)	(12)	(4)	(19)	(6)	(21.8)
90	57.5 (74.5)	51	165	130	200	12	12	4	24	8	27.3
100	72.5 (90.5)	61	215	180	250	15	14	4.5	28	8	31.3
112	72.5 (90.5)	61	215	180	250	15	14	4.5	28	8	31.3
132	101 (123)	81	265	230	300	16	14	4.5	38	10	41.8
160	142.5	111	300	250	350	18	18	6	42	12	45.3
180	142.5	111	300	250	350	18	18	6	48	14	51.8
200	144.5	111	350	300	400	20	18	6	55	16	59.3

括號內為 K97-RF57 雙段型斜齒輪減速機對應尺寸，入力法蘭規格為 AM63~AM132。
The number in ( ) is for Double Stages Dimension for K97-RF57, the input IEC Frame is AM63~AM132.

NOTE

斜齒傘齒輪減速機 Helical Bevel Gear Reducer

K107-AM

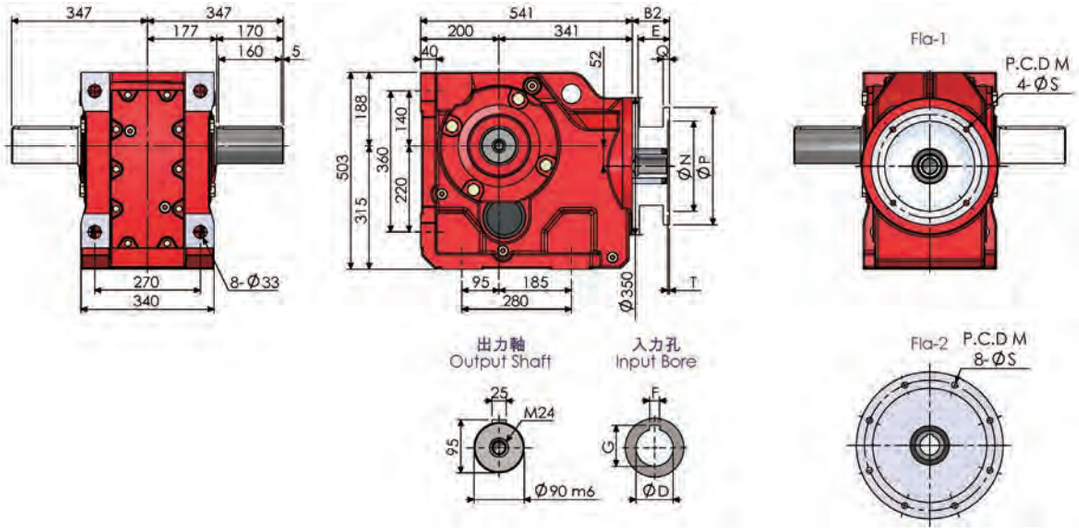

KA107B-AM

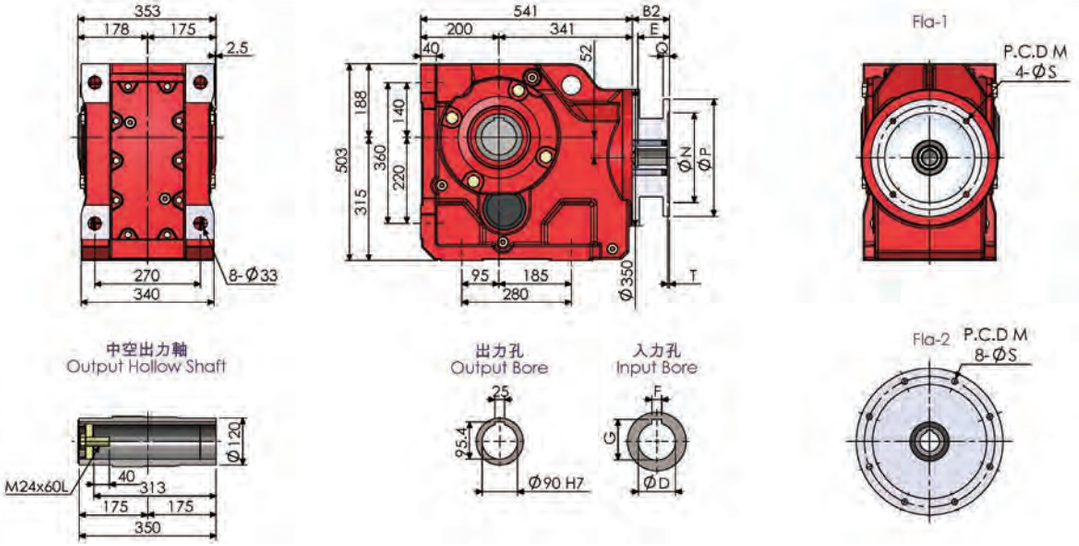

KA107-AM

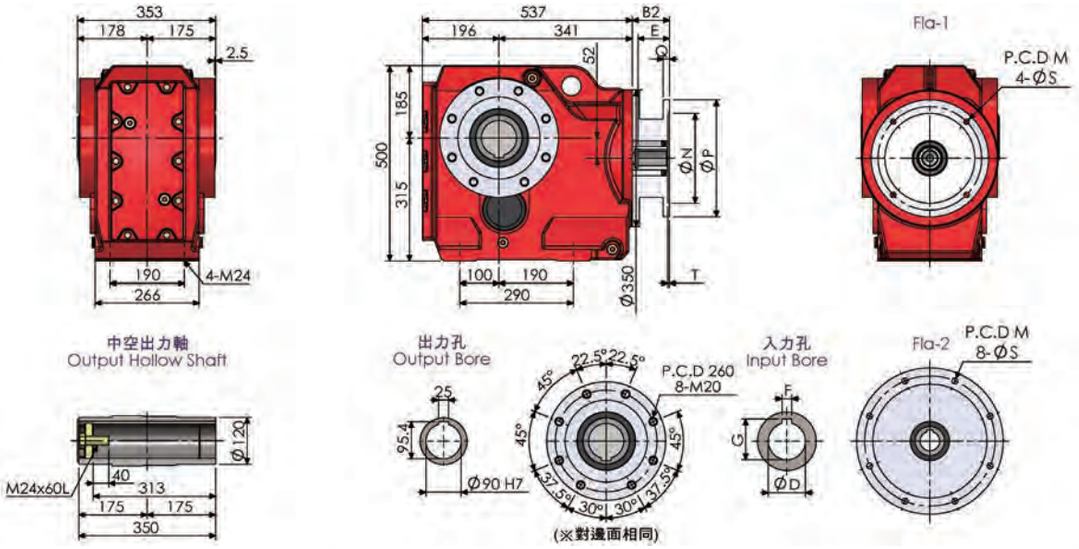

KF107-AM

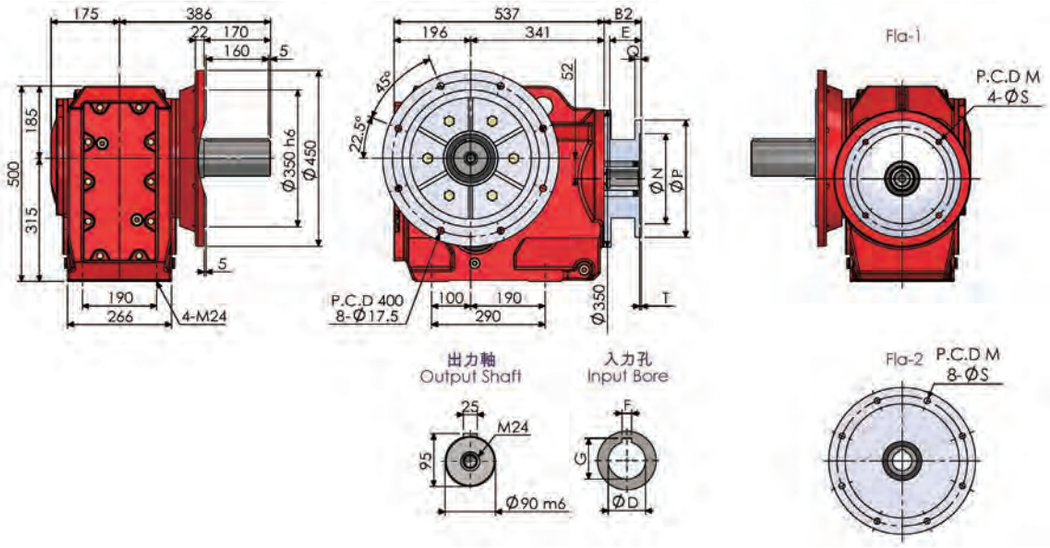

KAF107-AM

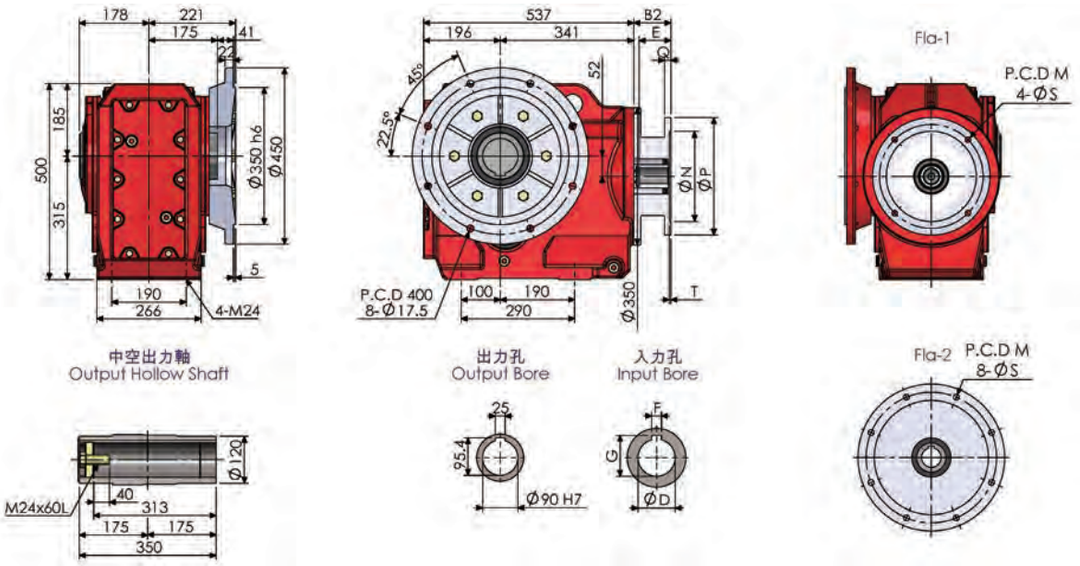

K107AD

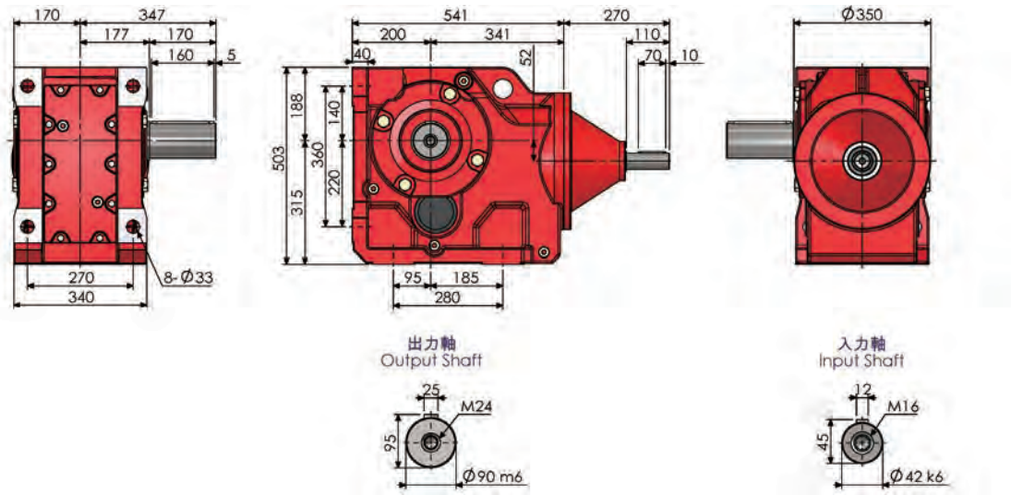

K107

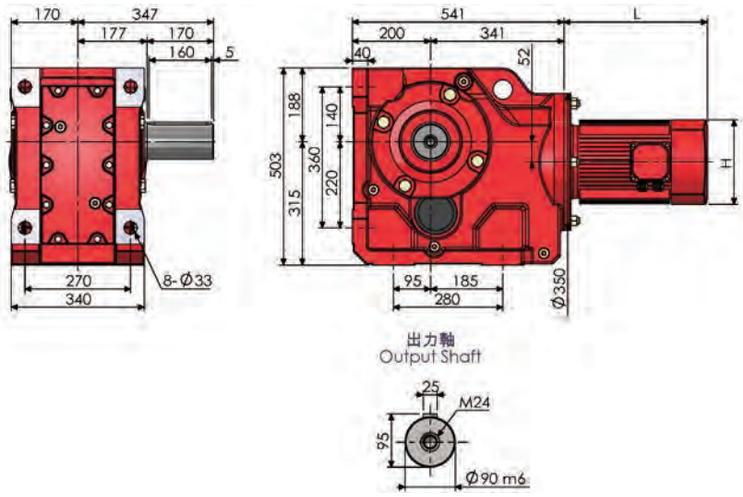

KA107T-AM

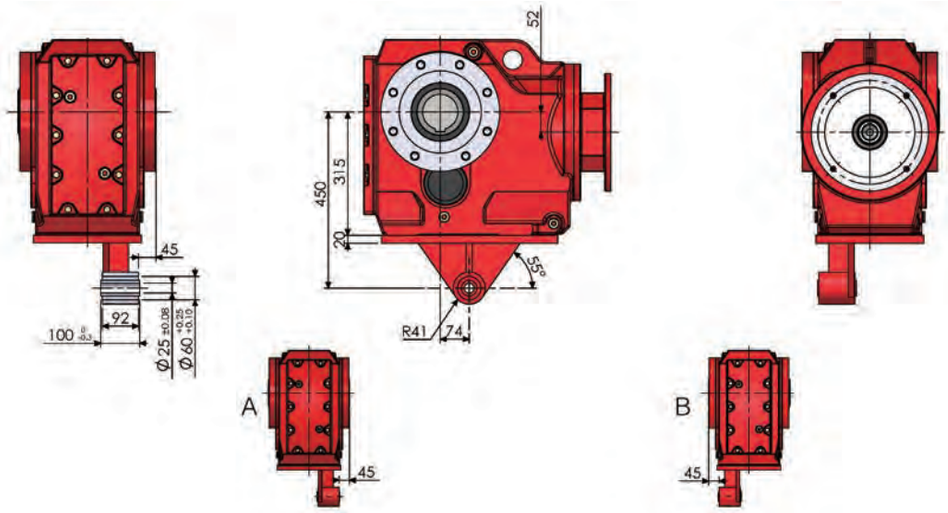

K107-RF77-AM

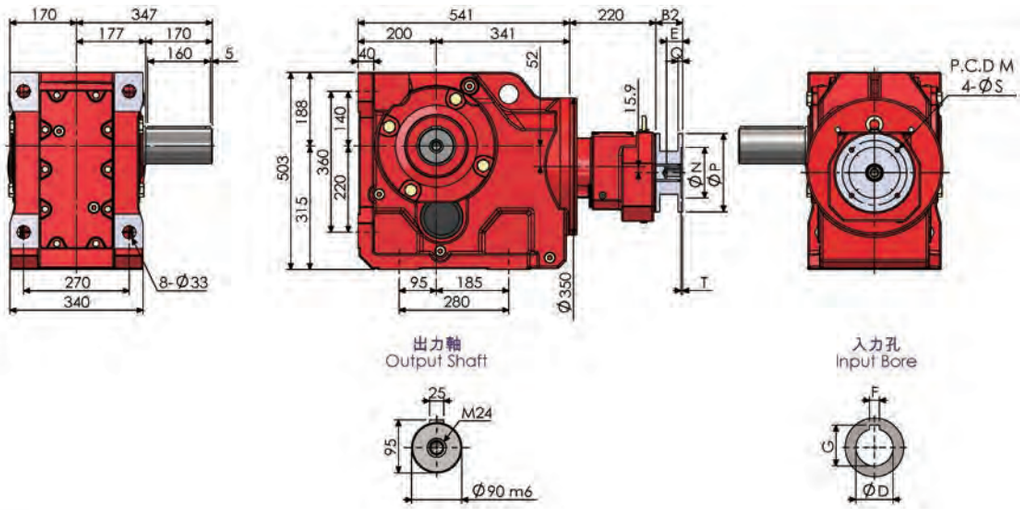

尺寸表 (單位：mm) Dimension (Unit：mm)												
AM	Fla	B2	E	M	N	P	Q	S	T	入力孔 Input Bore		
										D	F	G
100	1	66.5	61	215	180	250	15	14	4.5	28	8	31.3
112	1	66.5	61	215	180	250	15	14	4.5	28	8	31.3
132	1	95	81	265	230	300	16	14	4.5	38	10	41.8
160	1	136.5	111	300	250	350	18	18	6	42	12	45.3
180	1	136.5	111	300	250	350	18	18	6	48	14	51.8
200	1	138.5	111	350	300	400	20	18	6	55	16	59.3
225	2	168.5	141	400	350	450	22	18	6	60	18	64.4

雙段式 K107-RF77 尺寸表 (單位：mm) Double stages Dimension (Unit：mm)											
AM	B2	E	M	N	P	Q	S	T	入力孔 Input Bore		
									D	F	G
63	50	24	115	95	140	10	10	4	11	4	12.8
71	50	31	130	110	160	10	10	4	14	5	16.3
80	68.5	41	165	130	200	12	12	4	19	6	21.8
90	68.5	51	165	130	200	12	12	4	24	8	27.3
100	82.5	61	215	180	250	15	14	4.5	28	8	31.3
112	82.5	61	215	180	250	15	14	4.5	28	8	31.3
132	111	81	265	230	300	16	14	4.5	38	10	41.8
160	152.5	111	300	250	350	18	18	6	42	12	45.3

NOTE

斜齒傘齒輪減速機 Helical Bevel Gear Reducer

K127-AM

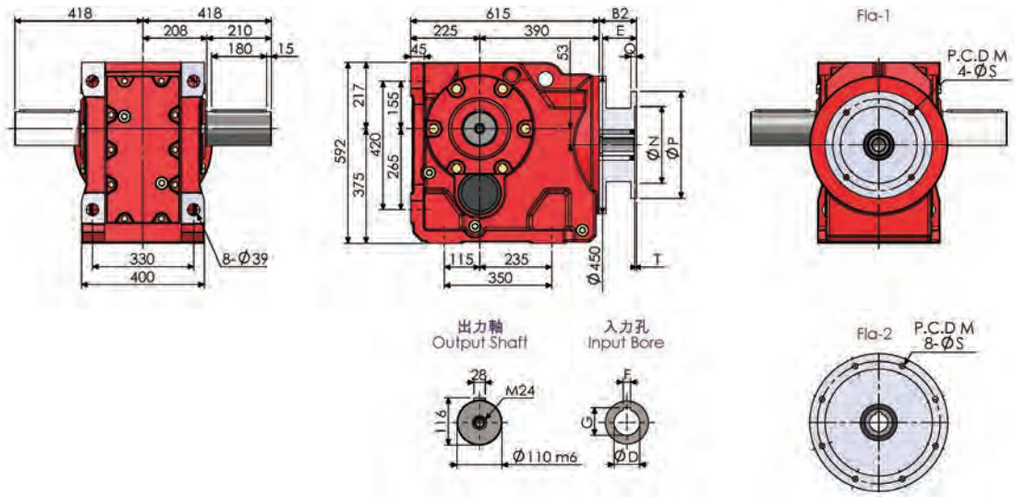

KA127B-AM

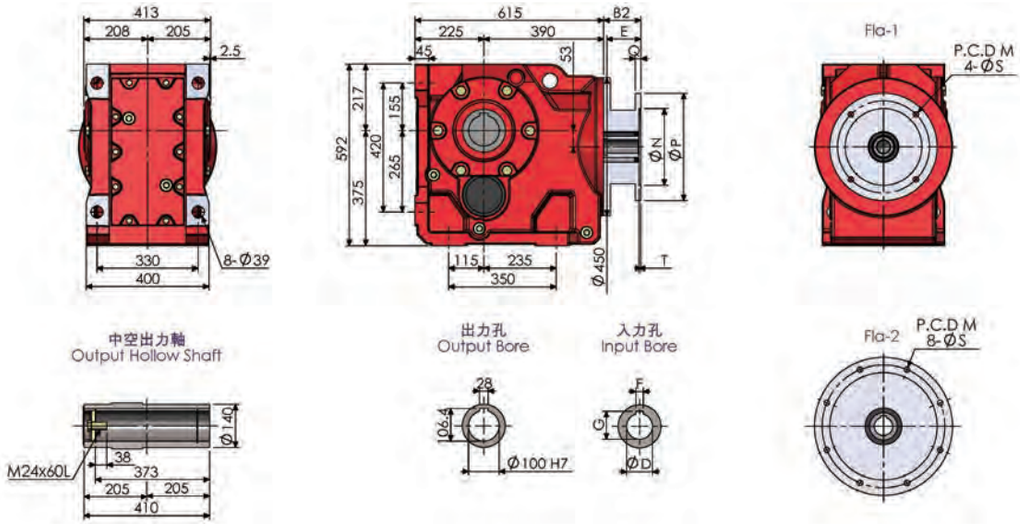

KF127-AM

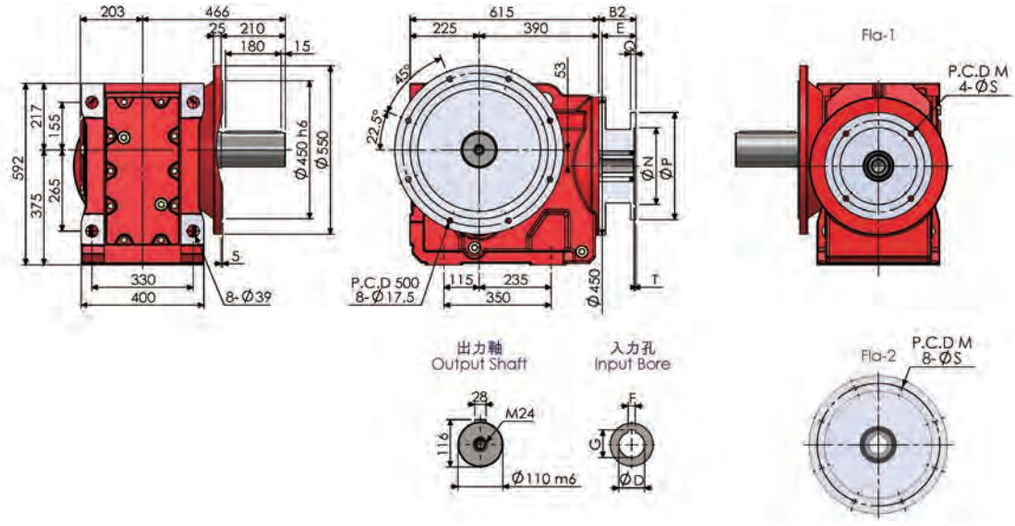

KAF127-AM

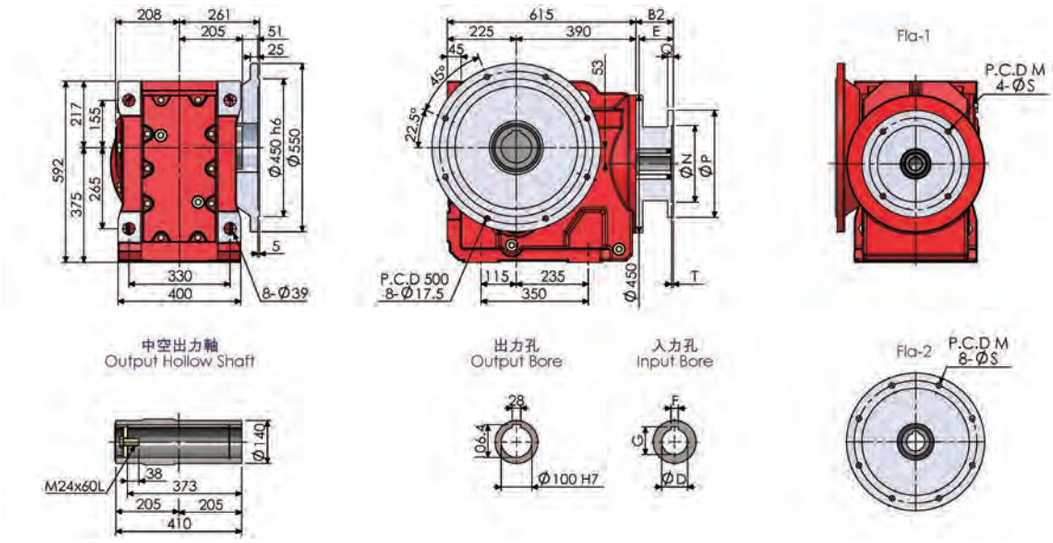

K127AD

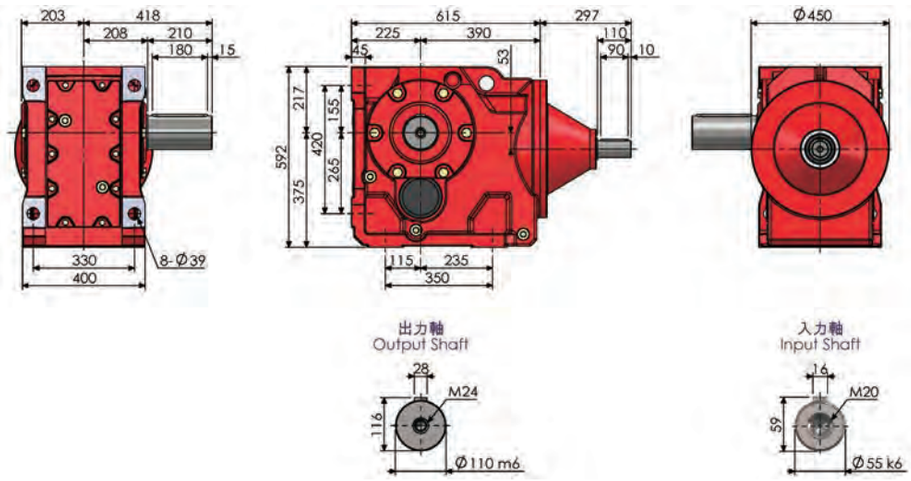

K127

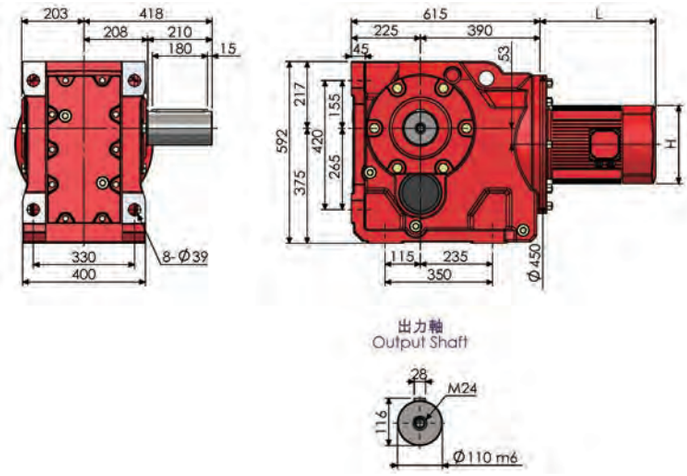

KA127T-AM

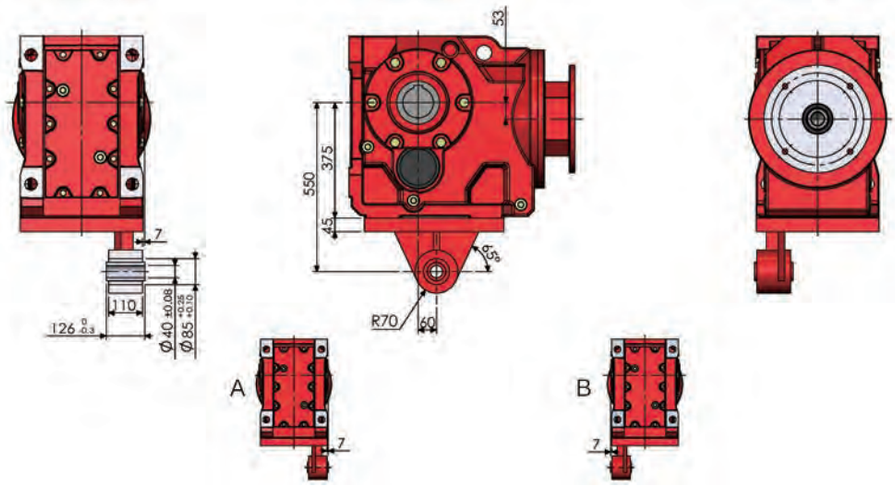

K127-RF77-AM

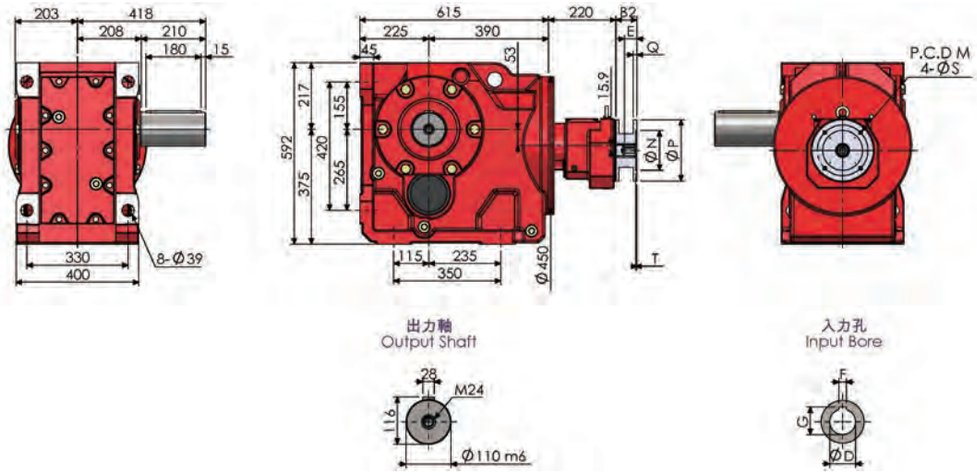

K127-RF87-AM

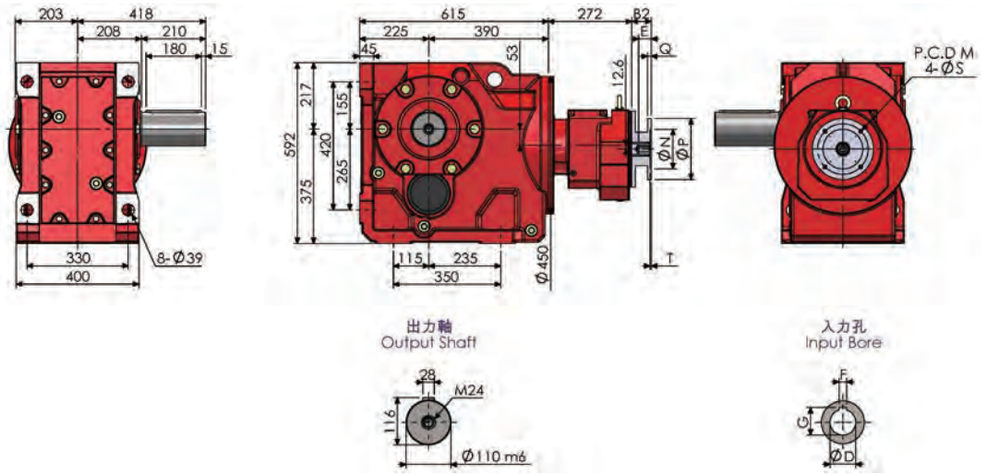

尺寸表 (單位：mm) Dimension (Unit：mm)												
AM	Fla	B2	E	M	N	P	Q	S	T	入力孔 Input Bore		
										D	F	G
132	1	80	81	265	230	300	16	14	4.5	38	10	41.8
160	1	121.5	111	300	250	350	18	18	6	42	12	45.3
180	1	121.5	111	300	250	350	18	18	6	48	14	51.8
200	1	123.5	111	350	300	400	20	18	6	55	16	59.3
225	2	153.5	141	400	350	450	22	18	6	60	18	64.4
250	2	153.5	141	500	450	550	25	18	6	65	18	69.4
280	2	153.5	141	500	450	550	25	18	6	75	20	79.9

雙段式 K127-RF77 尺寸表 (單位：mm) Double stages Dimension (Unit：mm)											
AM	B2	E	M	N	P	Q	S	T	入力孔 Input Bore		
									D	F	G
63	50	24	115	95	140	10	10	4	11	4	12.8
71	50	31	130	110	160	10	10	4	14	5	16.3
80	68.5	41	165	130	200	12	12	4	19	6	21.8
90	68.5	51	165	130	200	12	12	4	24	8	27.3
100	82.5	61	215	180	250	15	14	4.5	28	8	31.3
112	82.5	61	215	180	250	15	14	4.5	28	8	31.3
132	111	81	265	230	300	16	14	4.5	38	10	41.8
160	152.5	111	300	250	350	18	18	6	42	12	45.3

雙段式 K127-RF87 尺寸表 (單位：mm) Double stages Dimension (Unit：mm)											
AM	B2	E	M	N	P	Q	S	T	入力孔 Input Bore		
									D	F	G
80	63.5	41	165	130	200	12	12	4	19	6	21.8
90	63.5	51	165	130	200	12	12	4	24	8	27.3
100	78.5	61	215	180	250	15	14	4.5	28	8	31.3
112	78.5	61	215	180	250	15	14	4.5	28	8	31.3
132	106	81	265	230	300	16	14	4.5	38	10	41.8
160	147.5	111	300	250	350	18	18	6	42	12	45.3
180	147.5	111	300	250	350	18	18	6	48	14	51.8

NOTE

K157-AM

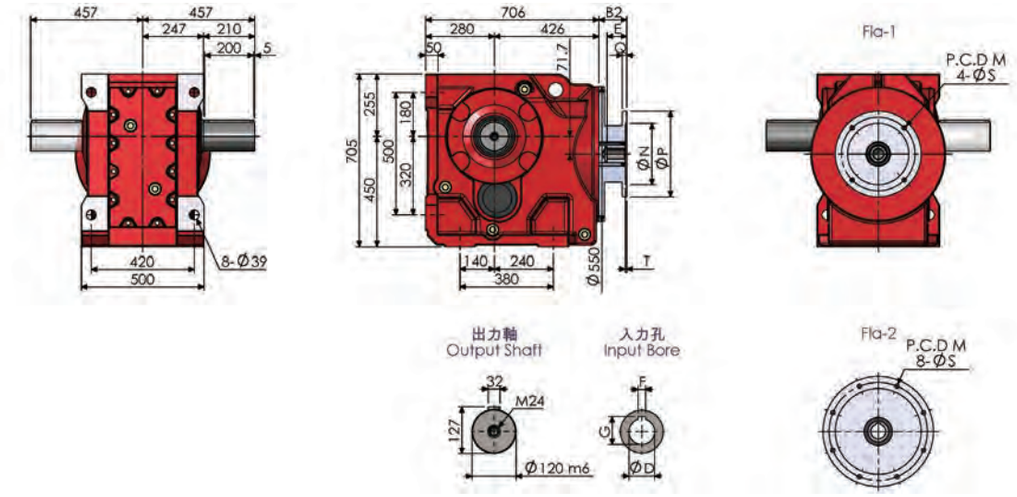

KA157B-AM

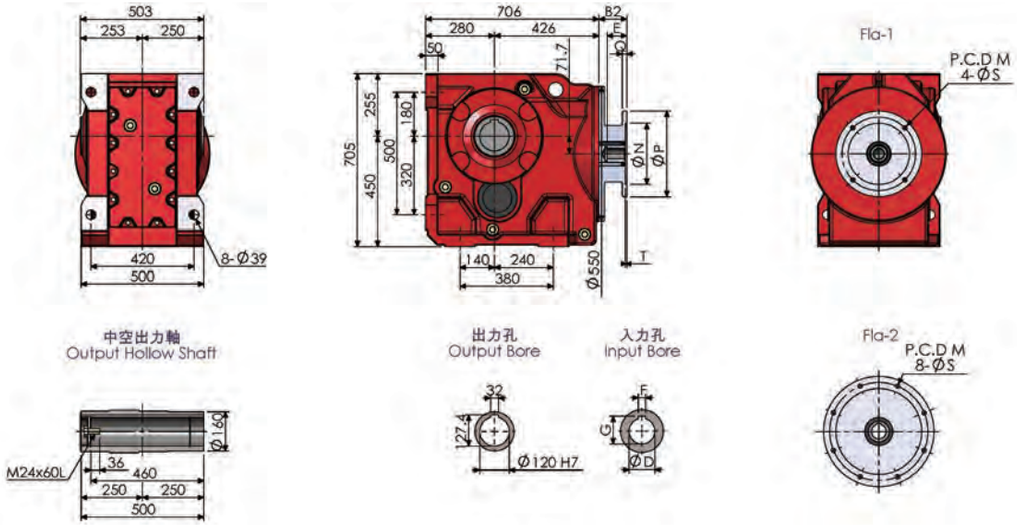

KF157-AM

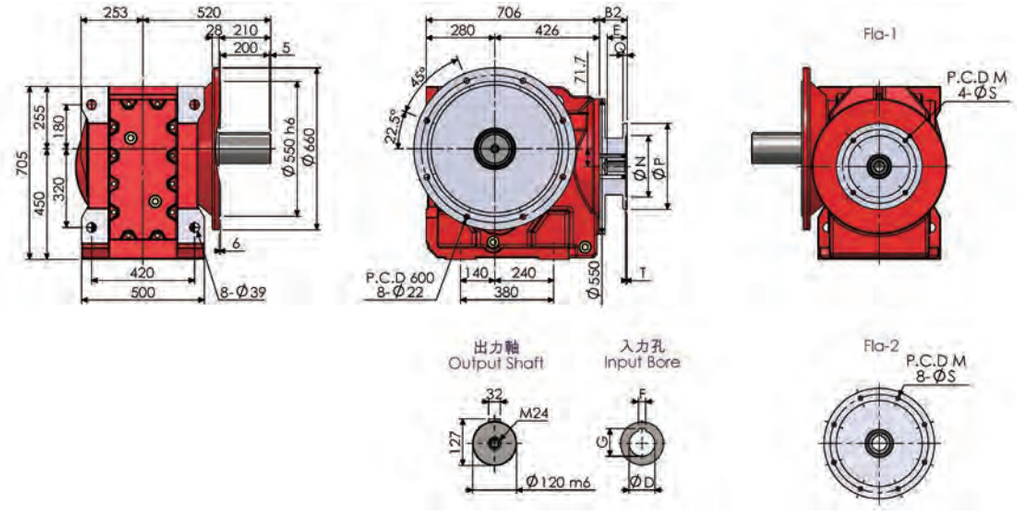

KAF157-AM

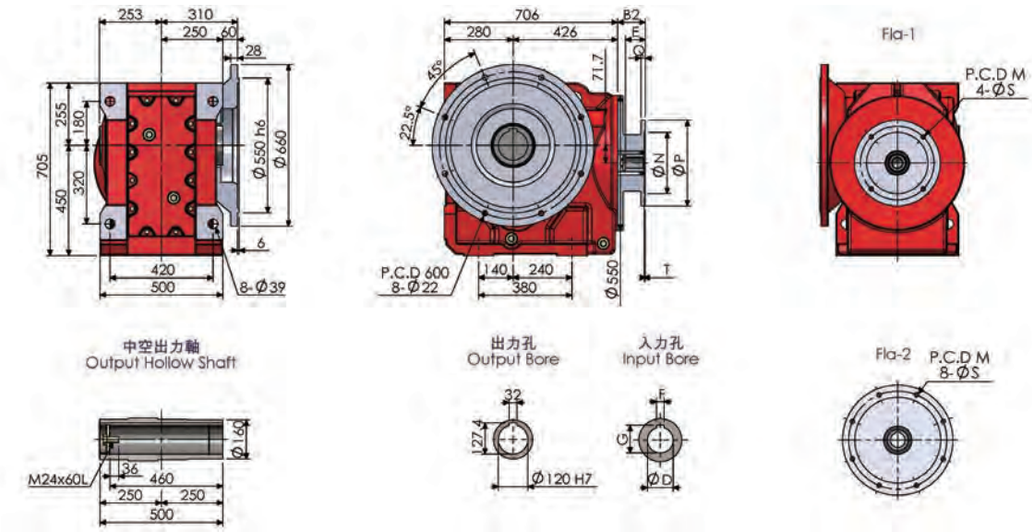

K157AD

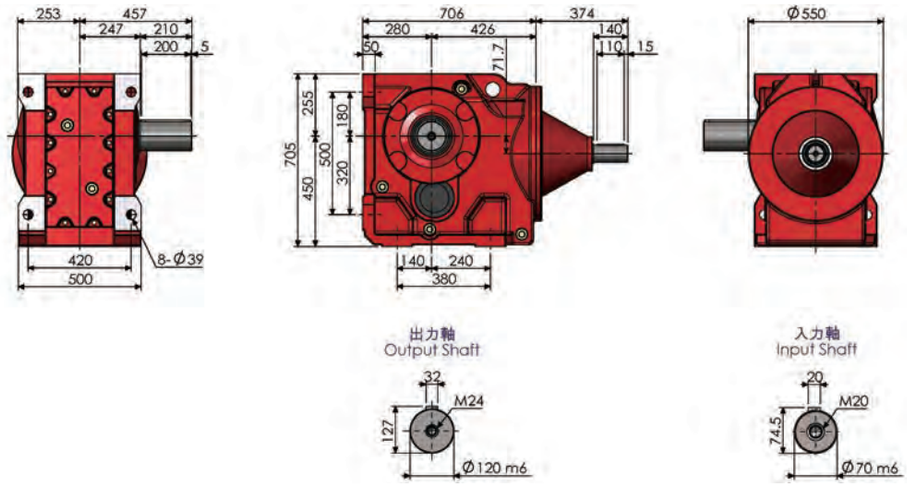

K157

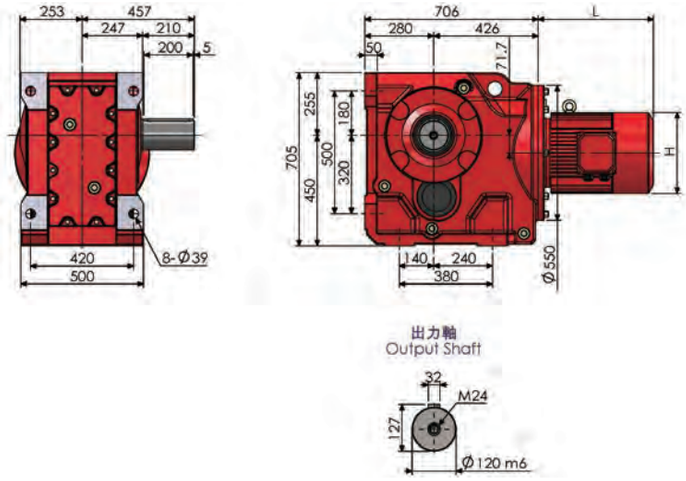

KA157T-AM

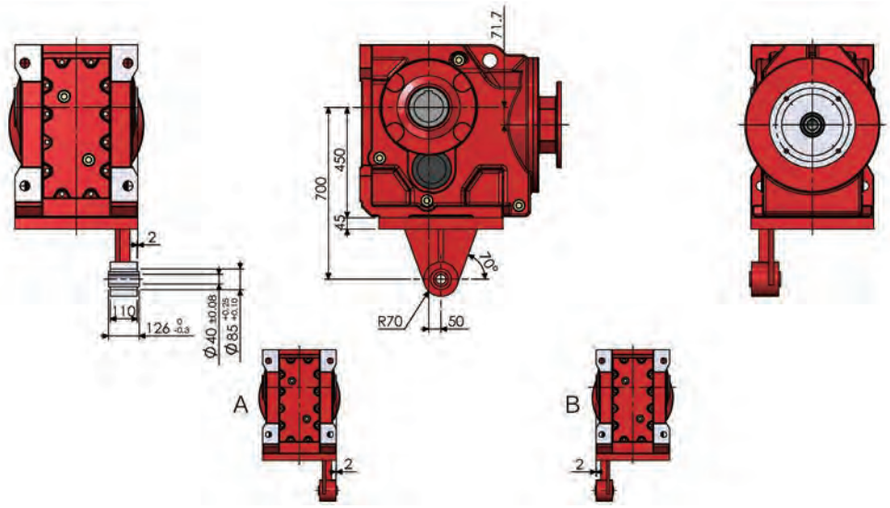

K157-RF97-AM

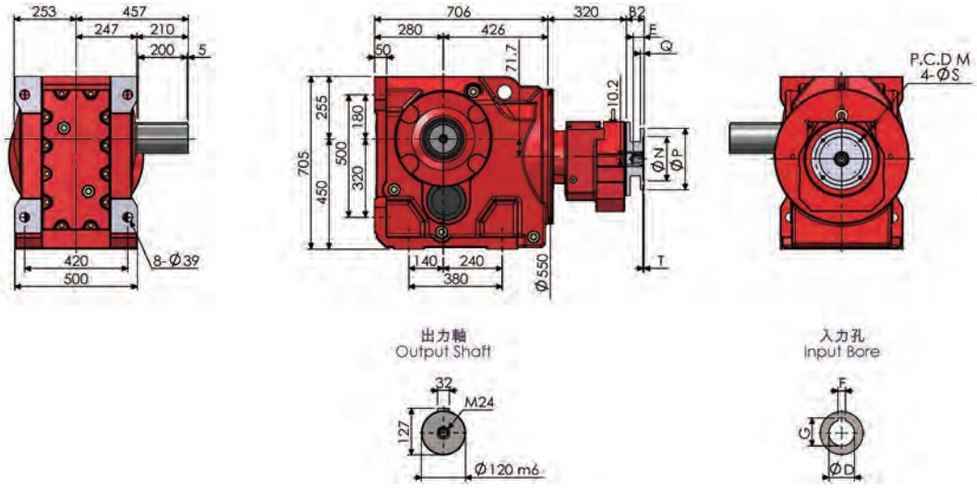

K157-RF107-AM

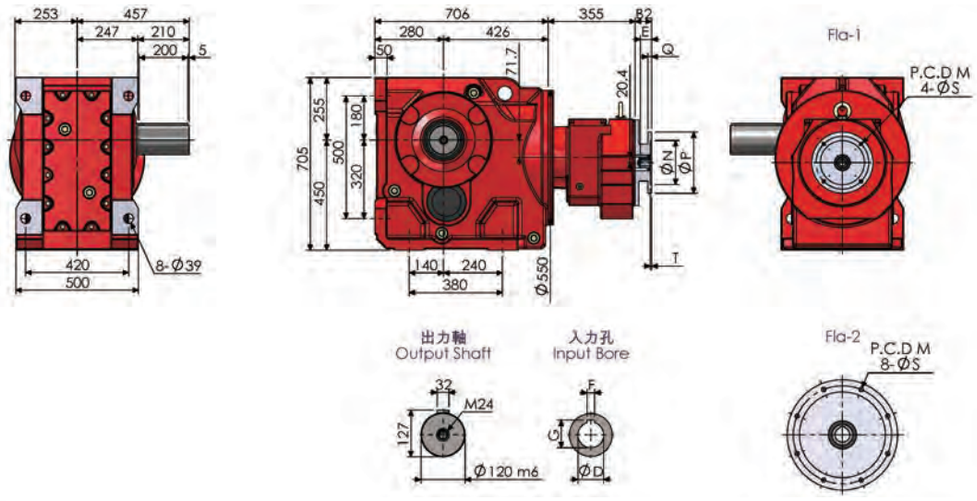

尺寸表 (單位：mm) Dimension (Unit：mm)												
AM	Fla	B2	E	M	N	P	Q	S	T	入力孔 Input Bore		
										D	F	G
160	1	113.5	111	300	250	350	18	18	6	42	12	45.3
180	1	113.5	111	300	250	350	18	18	6	48	14	51.8
200	1	115.5	111	350	300	400	20	18	6	55	16	59.3
225	2	145.5	141	400	350	450	22	18	6	60	18	64.4
250	2	145.5	141	500	450	550	25	18	6	65	18	69.4
280	2	145.5	141	500	450	550	25	18	6	75	20	79.9
315	2	184	171	600	550	660	30	24	7	80	22	85.4

雙段式 K157-RF97 尺寸表 (單位：mm) Double stages Dimension (Unit：mm)											
AM	B2	E	M	N	P	Q	S	T	入力孔 Input Bore		
									D	F	G
90	57.5	51	165	130	200	12	12	4	24	8	27.3
100	72.5	61	215	180	250	15	14	4.5	28	8	31.3
112	72.5	61	215	180	250	15	14	4.5	28	8	31.3
132	101	81	265	230	300	16	14	4.5	38	10	41.8
160	142.5	111	300	250	350	18	18	6	42	12	45.3
180	142.5	111	300	250	350	18	18	6	48	14	51.8
200	144.5	111	350	300	400	20	18	6	55	16	59.3

雙段式 K157-RF107 尺寸表 (單位：mm) Double stages Dimension (Unit：mm)												
AM	Fla	B2	E	M	N	P	Q	S	T	入力孔 Input Bore		
										D	F	G
100	1	66.5	61	215	180	250	15	14	4.5	28	8	31.3
112	1	66.5	61	215	180	250	15	14	4.5	28	8	31.3
132	1	95	81	265	230	300	16	14	4.5	38	10	41.8
160	1	136.5	111	300	250	350	18	18	6	42	12	45.3
180	1	136.5	111	300	250	350	18	18	6	48	14	51.8
200	1	138.5	111	350	300	400	20	18	6	55	16	59.3
225	2	168.5	141	400	350	450	22	18	6	60	18	64.4

NOTE

K167-AM

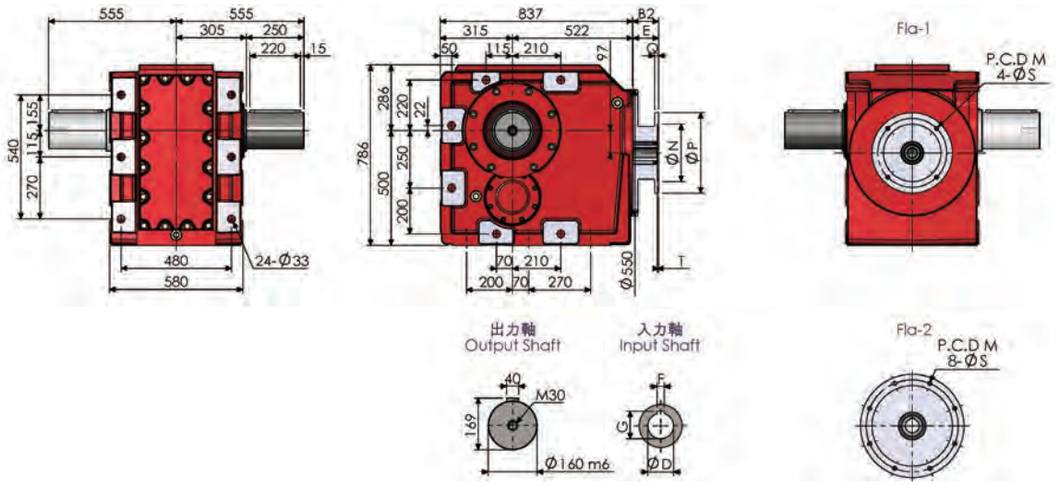

KA167B-AM

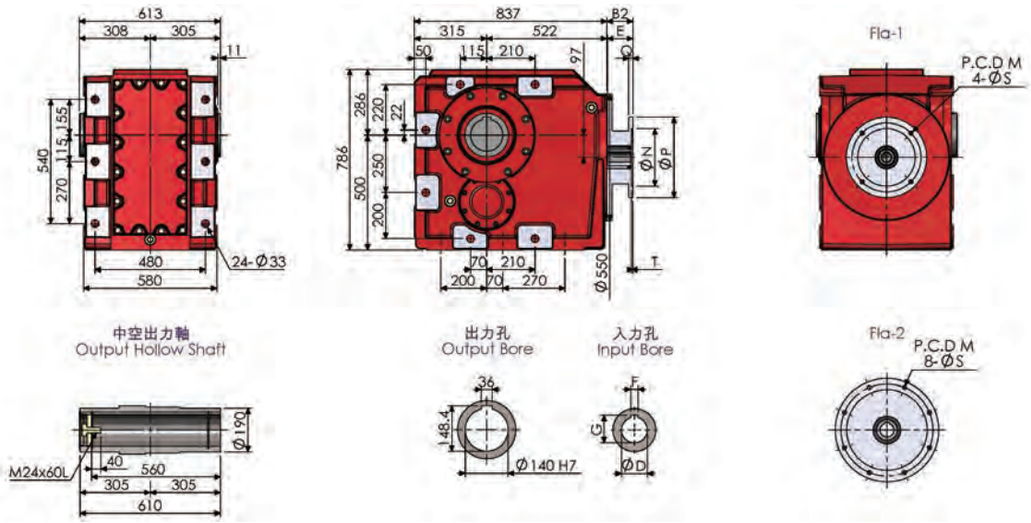

K167AD

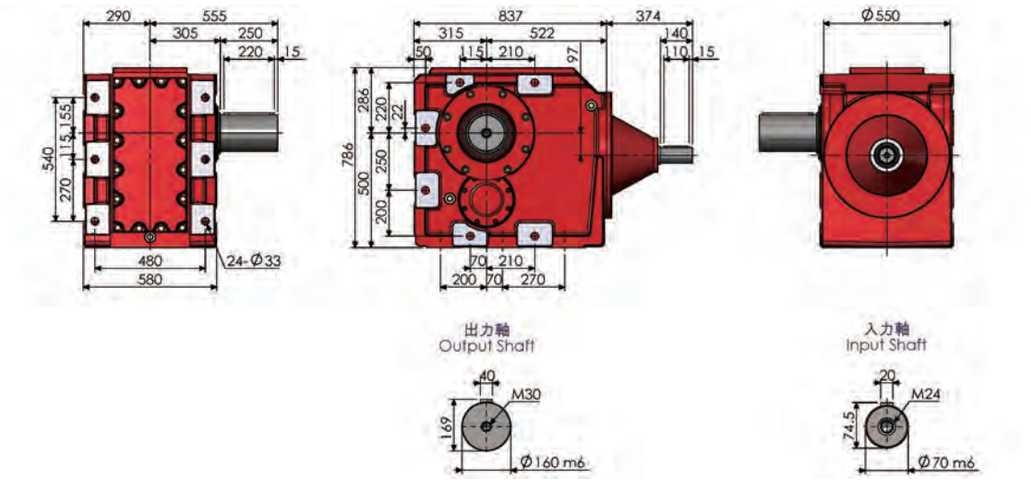

K167

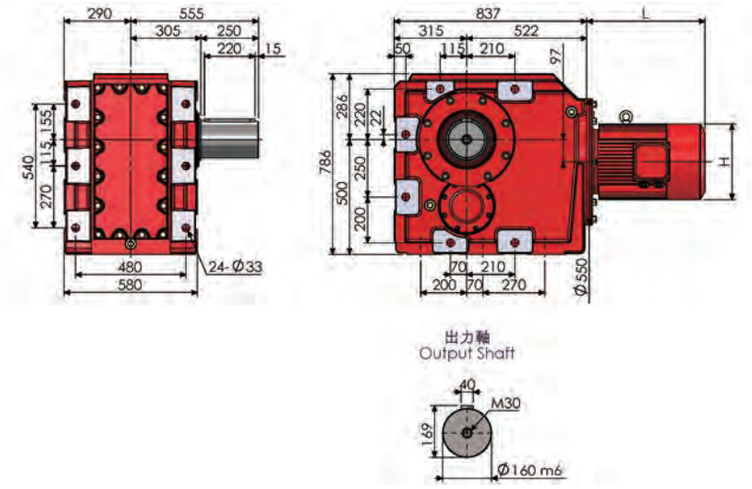

K167-RF97-AM

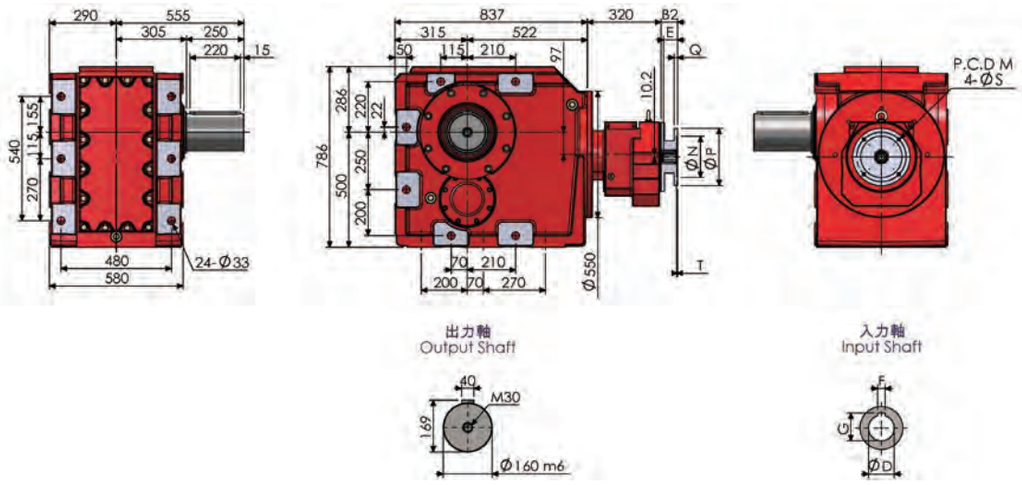

K167-RF107-AM

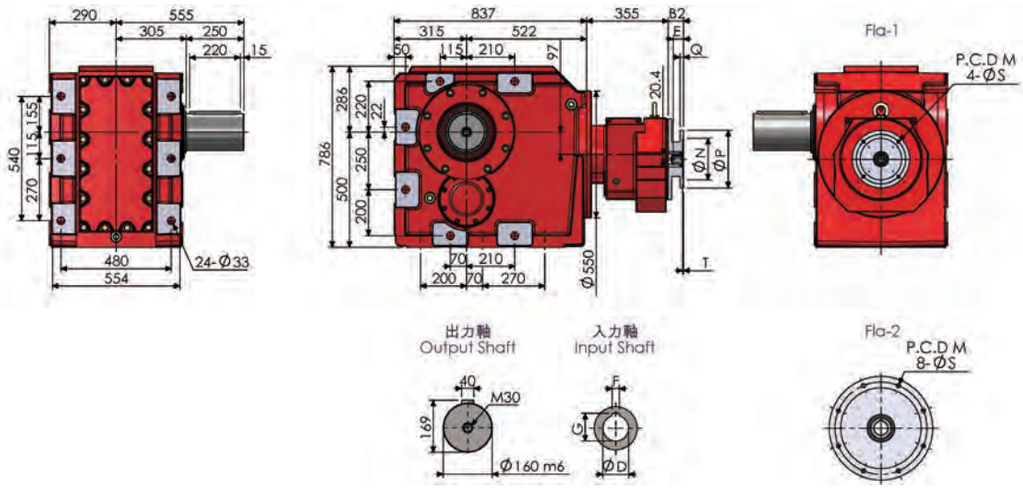

尺寸表 (單位：mm) Dimension (Unit：mm)												
AM	Fla	B2	E	M	N	P	Q	S	T	入力孔 Input Bore		
										D	F	G
160	1	113.5	111	300	250	350	18	18	6	42	12	45.3
180	1	113.5	111	300	250	350	18	18	6	48	14	51.8
200	1	115.5	111	350	300	400	20	18	6	55	16	59.3
225	2	145.5	141	400	350	450	22	18	6	60	18	64.4
250	2	145.5	141	500	450	550	25	18	6	65	18	69.4
280	2	145.5	141	500	450	550	25	18	6	75	20	79.9
315	2	184	171	600	550	660	30	24	7	80	22	85.4

雙段式 K167-RF97 尺寸表 (單位：mm) Double stages Dimension (Unit：mm)											
AM	B2	E	M	N	P	Q	S	T	入力孔 Input Bore		
									D	F	G
90	57.5	51	165	130	200	12	12	4	24	8	27.3
100	72.5	61	215	180	250	15	14	4.5	28	8	31.3
112	72.5	61	215	180	250	15	14	4.5	28	8	31.3
132	101	81	265	230	300	16	14	4.5	38	10	41.8
160	142.5	111	300	250	350	18	18	6	42	12	45.3
180	142.5	111	300	250	350	18	18	6	48	14	51.8
200	144.5	111	350	300	400	20	18	6	55	16	59.3

雙段式 K167-RF107 尺寸表 (單位：mm) Double stages Dimension (Unit：mm)												
AM	Fla	B2	E	M	N	P	Q	S	T	入力孔 Input Bore		
										D	F	G
100	1	66.5	61	215	180	250	15	14	4.5	28	8	31.3
112	1	66.5	61	215	180	250	15	14	4.5	28	8	31.3
132	1	95	81	265	230	300	16	14	4.5	38	10	41.8
160	1	136.5	111	300	250	350	18	18	6	42	12	45.3
180	1	136.5	111	300	250	350	18	18	6	48	14	51.8
200	1	138.5	111	350	300	400	20	18	6	55	16	59.3
225	2	168.5	141	400	350	450	22	18	6	60	18	64.4

NOTE

K187-AM

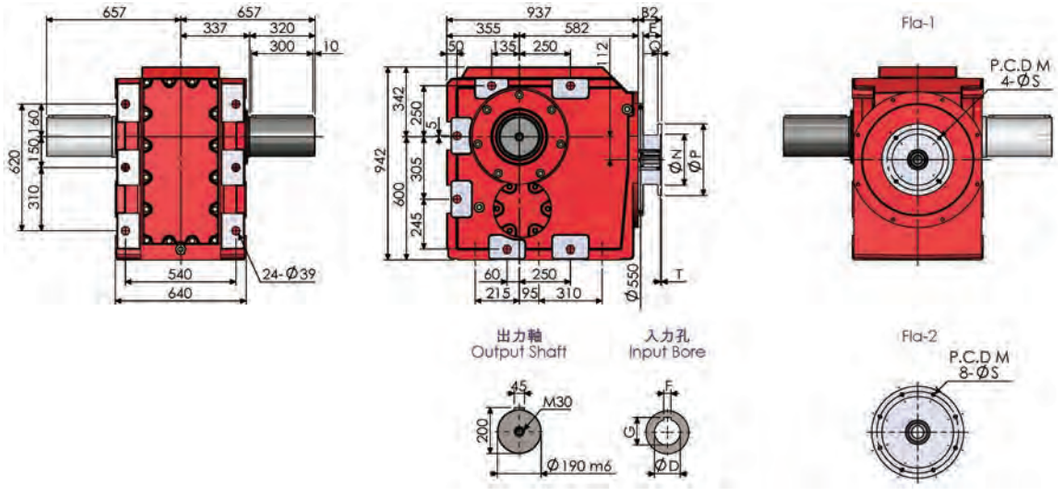

KA187B-AM

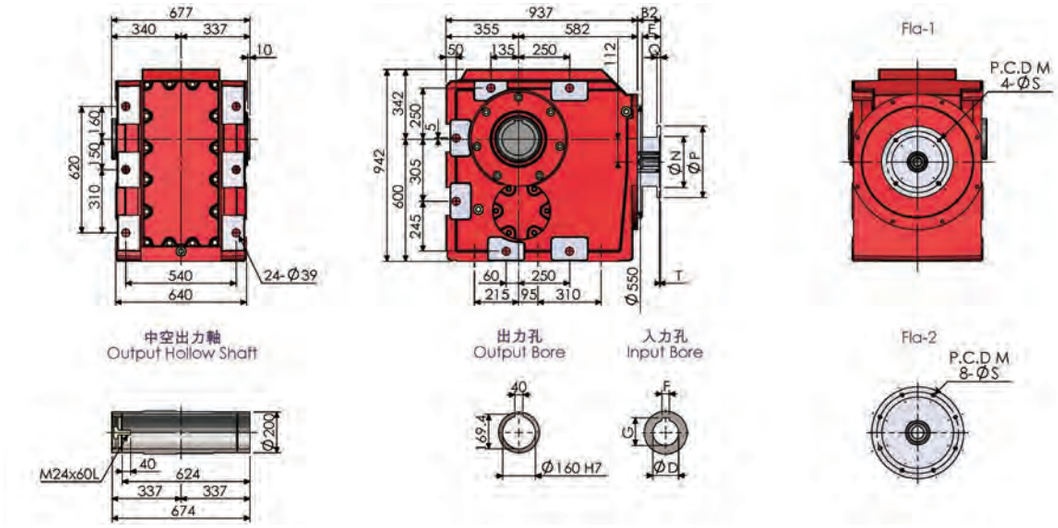

K187AD

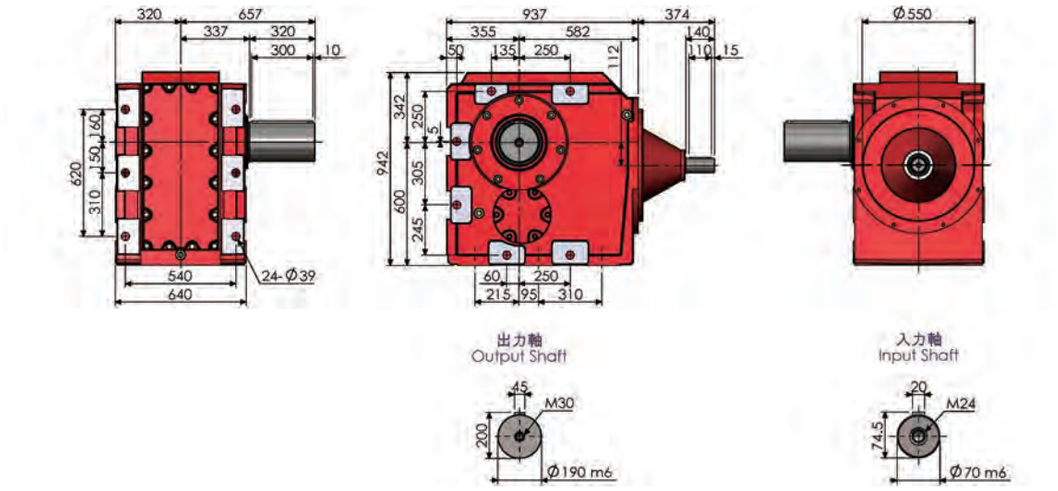

K187

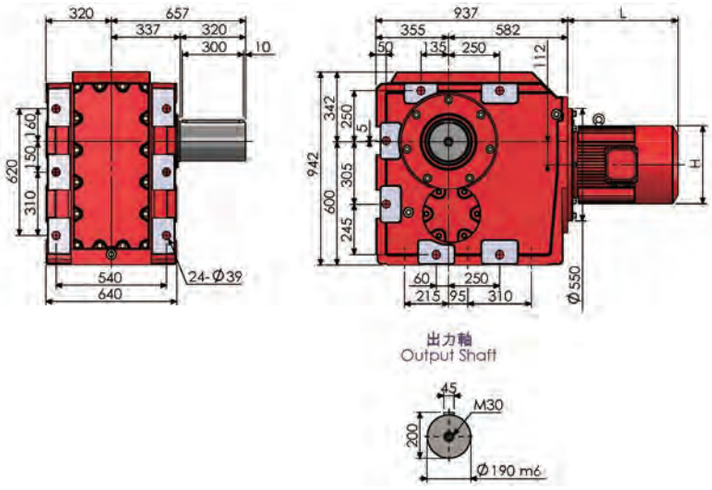

K187-RF97-AM

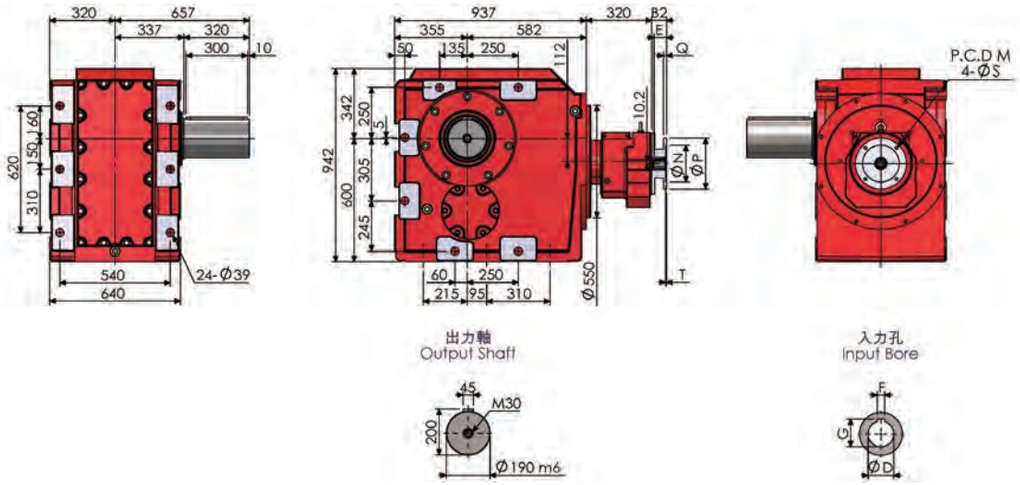

K187-RF107-AM

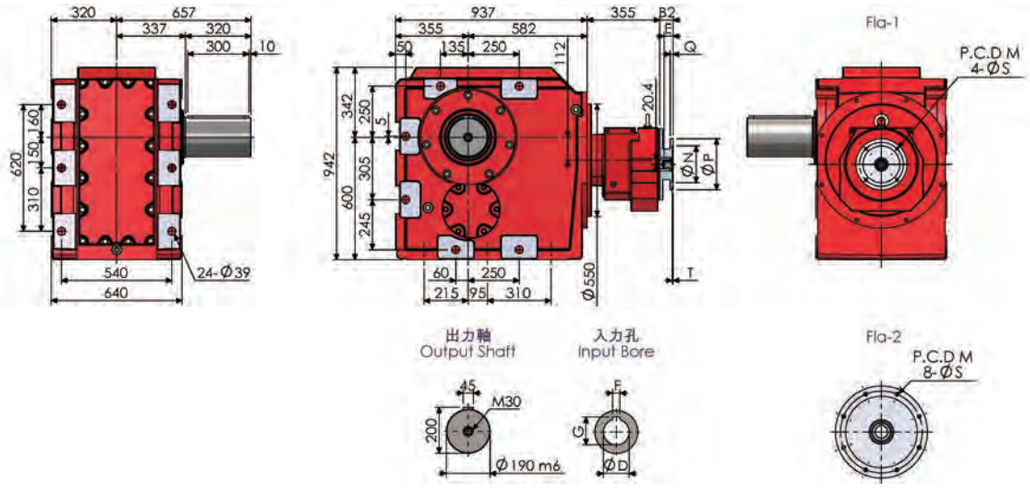

尺寸表 (單位：mm) Dimension (Unit：mm)												
AM	Fla	B2	E	M	N	P	Q	S	T	入力孔 Input Bore		
										D	F	G
160	1	113.5	111	300	250	350	18	18	6	42	12	45.3
180	1	113.5	111	300	250	350	18	18	6	48	14	51.8
200	1	115.5	111	350	300	400	20	18	6	55	16	59.3
225	2	145.5	141	400	350	450	22	18	6	60	18	64.4
250	2	145.5	141	500	450	550	25	18	6	65	18	69.4
280	2	145.5	141	500	450	550	25	18	6	75	20	79.9
315	2	184	171	600	550	660	30	24	7	80	22	85.4

雙段式 K187-RF97 尺寸表 (單位：mm) Double stages Dimension (Unit：mm)											
AM	B2	E	M	N	P	Q	S	T	入力孔 Input Bore		
									D	F	G
90	57.5	51	165	130	200	12	12	4	24	8	27.3
100	72.5	61	215	180	250	15	14	4.5	28	8	31.3
112	72.5	61	215	180	250	15	14	4.5	28	8	31.3
132	101	81	265	230	300	16	14	4.5	38	10	41.8
160	142.5	111	300	250	350	18	18	6	42	12	45.3
180	142.5	111	300	250	350	18	18	6	48	14	51.8
200	144.5	111	350	300	400	20	18	6	55	16	59.3

雙段式 K187-RF107 尺寸表 (單位：mm) Double stages Dimension (Unit：mm)												
AM	Fla	B2	E	M	N	P	Q	S	T	入力孔 Input Bore		
										D	F	G
100	1	66.5	61	215	180	250	15	14	4.5	28	8	31.3
112	1	66.5	61	215	180	250	15	14	4.5	28	8	31.3
132	1	95	81	265	230	300	16	14	4.5	38	10	41.8
160	1	136.5	111	300	250	350	18	18	6	42	12	45.3
180	1	136.5	111	300	250	350	18	18	6	48	14	51.8
200	1	138.5	111	350	300	400	20	18	6	55	16	59.3
225	2	168.5	141	400	350	450	22	18	6	60	18	64.4

NOTE